



# CENTRAL LANCASHIRE PLAYING PITCH STRATEGY ASSESSMENT REPORT

SEPTEMBER 2018

QUALITY, INTEGRITY, PROFESSIONALISM

**Knight, Kavanagh & Page Ltd**

Company No: 9145032 (England)

MANAGEMENT CONSULTANTS

Registered Office: 1 -2 Frecheville Court, off Knowsley Street, Bury BL9 0UF

T: 0161 764 7040 E: [mail@kcp.co.uk](mailto:mail@kcp.co.uk) [www.kcp.co.uk](http://www.kcp.co.uk)



6543

# CENTRAL LANCASHIRE PLAYING PITCH ASSESSMENT

---

## CONTENTS

PART 1: INTRODUCTION AND METHODOLOGY .....	2
PART 2: FOOTBALL.....	12
PART 3: THIRD GENERATION TURF (3G) ARTIFICIAL GRASS PITCHES (AGPS) .....	63
PART 4: CRICKET.....	76
PART 5: RUGBY UNION .....	101
PART 6: RUGBY LEAGUE .....	123
PART 7: HOCKEY .....	139
PART 8: GOLF.....	155
PART 9: BOWLS .....	164
PART 10: TENNIS .....	181
PART 11: ATHLETICS.....	198
PART 12: CYCLING.....	204
APPENDIX 1: SPORTING CONTEXT .....	208
APPENDIX 2: SPORT ENGLAND'S ACTIVE DESIGN .....	215

# CENTRAL LANCASHIRE PLAYING PITCH ASSESSMENT

---

## ACRONYMS

3G	Third Generation (artificial turf)
AGP	Artificial Grass Pitch
ASC	All Stars Cricket
BC	Bowls Club
CC	Cricket Club
CSP	County Sports Partnership
ECB	England and Wales Cricket Board
LCF	Lancashire Cricket Foundation
EH	England Hockey
FA	Football Association
FC	Football Club
FIFA	Fédération Internationale de Football Association
FIT	Fields in Trust
FPM	Facilities Planning Model
GIS	Geographical Information Systems
HC	Hockey Club
KKP	Knight, Kavanagh and Page
LDF	Local Development Framework
LMS	Last Man Stands
NGB	National Governing Body
NHS	National Health Service
NPPF	National Planning Policy Framework
PGA	Professional Golfers Association
PPS	Playing Pitch Strategy
PQS	Performance Quality Standard
RFL	Rugby Football League
RFU	Rugby Football Union
RUFC	Rugby Union Football Club
S106	Section 106
TGR	Team Generation Rate
TC	Tennis Club
U	Under

# CENTRAL LANCASHIRE PLAYING PITCH ASSESSMENT

---

## PART 1: INTRODUCTION AND METHODOLOGY

### Introduction

Knight, Kavanagh & Page Ltd (KKP) has been commissioned by the three Central Lancashire authorities of Chorley, Preston and South Ribble to assess outdoor sport facility needs across the individual local authority areas. It will provide the necessary robustness and direction to inform decisions affecting the provision of outdoor sports facilities and playing pitches within each authority and will result in the production one assessment report and one strategy document. This commission also provides an updated Open Space Study.

This is the Playing Pitch Strategy (PPS) Assessment Report. It presents a supply and demand assessment of playing pitch and other outdoor sports facilities in Central Lancashire in accordance with Sport England's PPS Guidance: An approach to developing and delivering a PPS. The guidance details a stepped approach that is separated into five distinct stages:

- ◀ Stage A: Preparation
  - ◀ Step 1: Clarify why the PPS is being developed
  - ◀ Step 2: Set up the management arrangements
  - ◀ Step 3: Tailor the approach
- ◀ Stage B: Information Gathering
  - ◀ Step 4: Develop an audit of playing pitches
  - ◀ Step 5: Develop a picture of demand
- ◀ Stage C: Assessment
  - ◀ Step 6: Understand how each site is being used
  - ◀ Step 7: Develop the current picture of provision
  - ◀ Step 8: Carry out scenario testing
- ◀ Stage D: Key Findings & Issues
  - ◀ Step 9: Identify key findings & issues
  - ◀ Step 10: Check and challenge key findings & issues
- ◀ Stage E: Strategy Development & Implementation
  - ◀ Step 11: Develop conclusions & recommendations
  - ◀ Step 12: Develop an action & implementation plan
  - ◀ Step 13: Adopt, monitor and review the PPS

Stages A to C are covered in this report, with Stage D and Stage E covered in the subsequent strategy documents.

### Why the PPS is being developed

The primary purpose of the Playing Pitch Strategy is to provide a strategic framework which ensures that the provision of outdoor playing pitches meet local and community needs of existing and future residents and visitors to the Central Lancashire area. The strategy will be produced in accordance with national planning guidance and provide robust and objective justification for future playing pitch provision throughout Central Lancashire.

One of the core planning principles of the National Planning Policy Framework (NPPF) is to improve health, social and cultural wellbeing for all, and deliver sufficient community and cultural facilities and services to meet local needs. Section 8 of the NPPF deals specifically with the topic of healthy communities.

# CENTRAL LANCASHIRE PLAYING PITCH ASSESSMENT

---

Paragraph 96 discusses the importance of access to high quality open spaces and opportunities for sport and recreation that can make an important contribution to the health and well-being of communities. Paragraphs 96 and 97 of the NPPF discuss assessments and the protection of "existing open space, sports and recreational buildings and land, including playing fields." A Playing Pitch Strategy will provide the evidence required to help protect playing fields to ensure sufficient land is available to meet existing and projected future pitch requirements.

The Playing Pitch Strategy will support a number of service priorities including corporate priorities relating to health and well-being, community and environment.

## *Planning*

The Central Lancashire Core Strategy 2012 set out strategic planning policies for health and well-being including sport and recreation. Each of the three local authorities subsequently adopted more detailed Local Plan policies set out in:

- ◀ South Ribble Local Plan 2015
- ◀ Chorley Local Plan 2012-2036
- ◀ Preston Local Plan 2012-2036

The Central Lancashire Supplementary Planning Document Open Space and Playing Pitch was published in 2013. This policy framework was supported by a Central Lancashire Playing Pitch Strategy and a Central Lancashire Open Space Study both published in 2012.

The Core Strategy is now five years old and it is timely to review the policy framework, strategy, assessments, assumptions and recommendations relating to open space, sport and recreation.

The Playing Pitch Strategy will add to the evidence base supporting the review of the Core Strategy and Local Plans for Central Lancashire. This will in turn support strategic policies and site allocations relating to leisure, outdoor sports facilities, health and well-being and green infrastructure. It will also provide an evidence base for developer contributions through section 106 agreements, community infrastructure levy (CIL) and to support day to day decision making.

## *Operational*

The Strategy can help improve current asset management. An assessment of all pitches (in use and lapsed) will be undertaken to understand how pitches are used and whether the current maintenance and management regimes are appropriate or require change. The site specific Action Plan will identify sites where quality of provision can be enhanced.

## *Sports development*

In terms of sports development the strategy will be able to help:

- ◀ identify which sites have community use and whether that use is secure or not;
- ◀ identify where community use of school sports pitches is most needed to address any identified deficits in pitch provision;
- ◀ provide better information to residents and other users of sports pitches available for use. This includes information about pitches and sports teams/user groups; and

# CENTRAL LANCASHIRE PLAYING PITCH ASSESSMENT

---

- ◀ promote sports development and help unlock latent demand by identifying where the lack of facilities might be suppressing the formation of teams/community needs.

## Objectives

The PPS seeks to deliver the following overarching objectives:

- ◀ Ensure that all valuable facilities are protected for the long term benefit of sport.
- ◀ Promote a sustainable approach to the provision of playing pitches and management of sports clubs.
- ◀ Ensure that there are enough facilities in the right place to meet current and projected future demand.
- ◀ Ensure that all clubs have access to facilities of appropriate quality to meet current needs and longer term aspirations.

Based on these the following detailed objectives have been identified:

- ◀ To provide a carefully quantified and documented assessment of current and future needs for playing pitches and pitch sports within and across the boroughs, focusing on quantity and quality issues within the supply and demand equation.
- ◀ To provide information to assist asset management planning of council owned playing fields and associated buildings.
- ◀ To provide information to assist in decisions associated with the provision of public playing pitches.
- ◀ To provide information to underpin the protection, enhancement and quality improvement of the existing pitch stock and ancillary facilities.
- ◀ To map out a process for improvements in community access to educational and non-local authority pitches to achieve an understanding on the nature of ownership of existing provision.
- ◀ To consider the revenue implications of maintaining playing pitches and establish a benchmark on revenue and expenditure.
- ◀ To develop specific action plans of sites to be improved from developer contributions. It will identify areas of search for new playing pitch provision associated with the sport and locality of the areas of need.
- ◀ To review the current supply of AGPs for all sports and provide clear recommendations on where new pitches should be delivered in each sub area.
- ◀ To review the quantity and quality of changing room and ancillary support facilities on pitch sites and make recommendations to ensure that they are fit for purpose.
- ◀ To establish and review ownership of playing pitch sites (e.g. potential for transfer of ownership and/or management to user groups/ community organisations).
- ◀ To review and identify lapsed/disused sites and assess what their future role should be (allocate for medium-long term future use; improve and bring back into use short term; dispose of for another use).
- ◀ The Steering Group will use a number of scenarios to test the adequacy of current secure pitch provision to meet existing and future demand.
- ◀ Develop a process for regular updating and monitoring of the PPS

## Scope

The councils have set out that the Central Lancashire PPS should cover the main pitch sports of football, cricket, rugby union, rugby league and hockey and assess both grass pitches and artificial pitches. In addition, it will also include an assessment of other outdoor sports facilities including tennis, bowls, golf, cycling and athletics (including formal running clubs).

## CENTRAL LANCASHIRE PLAYING PITCH ASSESSMENT

It should be noted that for the non-pitch sports (i.e. tennis, bowls, athletics and cycling) included within the scope of this study, the supply and demand principles of Sport England methodology: Assessing Needs and Opportunities Guide for Indoor and Outdoor Sports Facilities (ANOG) are followed to ensure the process is compliant with NPPF. This is less prescriptive than the PPS guidance.

### Study area

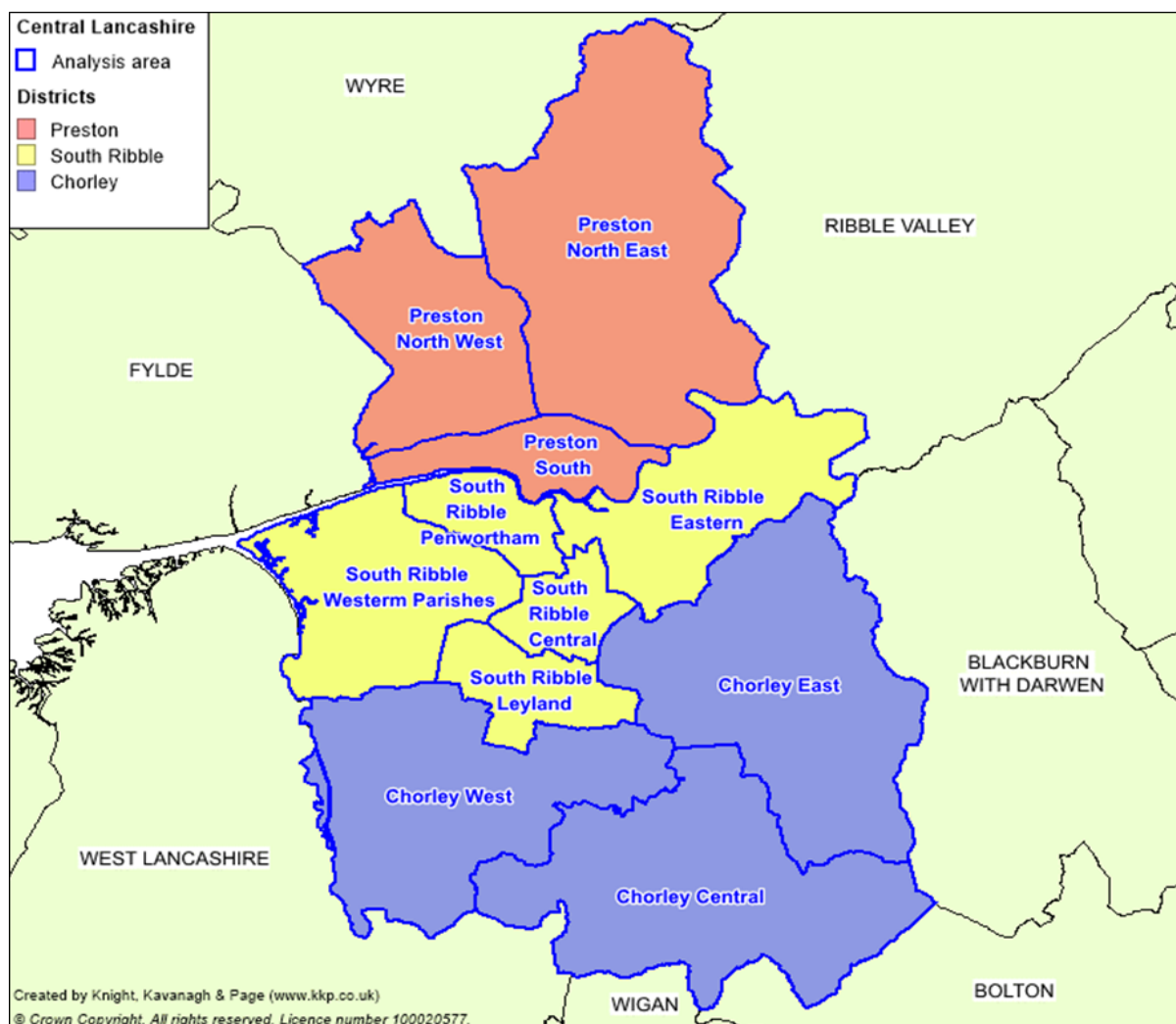
The study area includes the three Central Lancashire authorities of Chorley, Preston and South Ribble. Further to this, analysis areas have been created to allow for a more localised assessment of provision and examination of playing pitch supply and demand at a local level within each of the authority areas as follows:

Authority area	Analysis area	Population (MYE 2016)
Chorley	Chorley East	29,020
	Chorley West	27,694
	Chorley Central	57,637
	<b>Chorley total</b>	<b>114,351</b>
Preston	Preston North East	44,246
	Preston North West	37,323
	Preston South	60,232
	<b>Preston total</b>	<b>141,801</b>
South Ribble	Leyland	33,261
	Eastern	27,061
	Penwortham	22,916
	Western Parishes	15,662
	Central	11,218
	<b>South Ribble total</b>	<b>106,835</b>

Please note that although the study area covers three local authorities, identification of spare capacity and shortfall (i.e. supply and demand analysis) is done on an individual local authority area basis as it is not always realistic to expect demand to migrate to another district.

# CENTRAL LANCASHIRE PLAYING PITCH ASSESSMENT

Figure 1.2: Analysis area map



## Stage B: Gather information and views on the supply of and demand for provision

A clear picture of supply and demand for outdoor sports facilities in Central Lancashire needs to be provided to include an accurate assessment of quantity and quality. This is achieved through consultation with key stakeholders to ensure that they inform the subsequent strategy. It informs current demand, adequacy, usage, future demand and strategies for maintenance and investment for outdoor sports facilities.

### ***Gather supply information and views – an audit of playing pitches***

PPS guidance uses the following definitions of a playing pitch and playing field. These definitions are set out by the Government in the 2015 'Town and Country Planning (Development Management Procedure) (England) Order'.<sup>1</sup>

- ◀ ***Playing pitch*** – a delineated area of 0.2 ha or more which is used for association football, rugby, cricket, hockey, lacrosse, rounders, baseball, softball, American football, Australian football, Gaelic football, shinty, hurling, polo or cycle polo.
- ◀ ***Playing field*** – the whole of a site which encompasses at least one playing pitch.

<sup>1</sup> [www.sportengland.org](http://www.sportengland.org)>Facilities and Planning> Planning Applications



# CENTRAL LANCASHIRE PLAYING PITCH ASSESSMENT

---

Although the statutory definition of a playing field sets out a minimum pitch size of 0.2 ha, this PPS takes into account smaller sized sites that contribute to the supply side, for example, a site containing a mini 5v5 football pitch. This PPS counts individual grass pitches (as a delineated area) as the basic unit of supply. The definition of a playing pitch also includes artificial grass pitches (AGPs).

As far as possible the assessment report aims to capture all of the outdoor sports facilities within Central Lancashire; however, there may be instances, for example, on school sites, where access was not possible and has led to omissions within the report (although facilities at sites not accessed are still included within the PPS where provision is known to exist from other data sources). Where pitches have not been recorded within the report they remain as pitches and for planning purposes continue to be so. Furthermore, exclusions of a pitch does not mean that it is not required from a supply and demand point of view.

## *Quantity*

Where known, all outdoor sports facilities are included irrespective of ownership, management and use. Sites were initially identified using Sport England's Active Places web based database, with the Council and NGBs supporting the process by checking and updating this initial data. This was also verified against club information supplied by local leagues.

For each site, the following details were recorded in the project database:

- ◀ Site name, address (including postcode) and location
- ◀ Ownership and management type
- ◀ Security of tenure
- ◀ Total number, type and quality of outdoor sports facilities

## *Accessibility*

Not all outdoor sports facilities offer the same level of access to the community. The ownership and accessibility of provision also influences actual availability for community use. Each site is assigned a level of community use as follows:

- ◀ **Community use** - facilities in public, voluntary, private or commercial ownership or management (including education sites) recorded as being available for hire and currently in use by teams playing in community leagues.
- ◀ **Available but unused** - facilities that are available for hire but are not currently used by teams which play in community leagues; this most often applies to school sites but can also apply to sites which are expensive to hire.
- ◀ **No community use** - facilities which as a matter of policy or practice are not available for hire or used by teams playing in community leagues. This should include professional club pitches along with some semi-professional club pitches, where play is restricted to the first or second team.
- ◀ **Disused** – provision that is not being used at all by any users and is not available for community hire either. Once these sites are disused for five or more years they will then be categorised as 'lapsed sites'.
- ◀ **Lapsed** - last known use was more than five years ago (these fall outside of Sport England's statutory remit but still have to be assessed using the criteria in paragraph 97 of the National Planning Policy Framework).

## CENTRAL LANCASHIRE PLAYING PITCH ASSESSMENT

---

In addition, there should be a good degree of certainty that the pitch will be available to the community for at least the following three years. A judgement is made based on the information gathered and a record of secured or unsecured community use put against each site.

Although the authorities have been unable to identify sites which fall into the categories of disused and lapsed, it is likely that some exist. Any sites omitted from the PPS, whether used, disused or lapsed, are subject to the same conditions as those detailed herein. Any such site is not to be considered as not required or surplus as part of the planning process.

There are also some existing sites containing pitches which are presently marked but unused. These are listed within the relevant sport section.

### *Quality*

The capacity of provision to regularly provide for competitive play, training and other activity over a season is most often determined by their quality. As a minimum, the quality and therefore the capacity of provision affects the playing experience and people's enjoyment of a sport. In extreme circumstances it can result in a facility being unable to cater for all or certain types of play during peak and off-peak times.

It is not just the quality itself which has an effect on its capacity but also the quality, standard and range of ancillary facilities. The quality of both the outdoor sports facility and ancillary facilities will determine whether provision is able to contribute to meeting demand from various groups and for different levels and types of play.

The quality of all outdoor sports facilities identified in the audit and the ancillary facilities supporting them are assessed regardless of ownership, management or availability. Along with capturing any details specific to the individual facilities and sites, a quality rating is also recorded within the audit for each. These ratings are used to help estimate the capacity to accommodate competitive and other play within the supply and demand assessment.

In addition to undertaking non-technical assessments (using the templates provided within the guidance and as determined by NGBs), users and providers were also consulted on the quality and in some instances the quality rating was adjusted to reflect this.

### ***Gather demand information and views***

Presenting an accurate picture of current demand for outdoor sports facilities (i.e. recording how and when provision is used) is important when undertaking a supply and demand assessment.

Demand for outdoor sports facilities in Central Lancashire tends to fall within the following categories:

- ◀ Organised competitive play
- ◀ Organised training
- ◀ Informal play

Current and future demand for outdoor sports facilities is presented on a sport by sport basis within the relevant sections of this report.

## CENTRAL LANCASHIRE PLAYING PITCH ASSESSMENT

---

In addition, unmet, latent, imported and exported demand for provision is also identified within each section. Unmet and latent demand is defined as the number of additional teams that could be fielded if access to a sufficient number of outdoor sports facilities (and ancillary provision) was available, whereas exported and imported demand refers to those that are playing outside of their local authority area of choice.

A variety of consultation methods were used to collate such demand information. Firstly, face to face consultation was carried out with key clubs from each sport, thus allowing for the collection of detailed demand information and an exploration of key issues to be interrogated and more accurately assessed. For all remaining clubs, an online survey (converted to postal if required) was utilised.

Local sports development officers, county associations and regional governing body officers advised which of the clubs to include in the face to face consultation and Sport England was also included within the consultation process prior to the project commencing. Issues identified by clubs returning questionnaires were followed up by telephone or face to face interviews.

As key providers and users of outdoor sports facilities, educational establishments were also consulted. This involved face to face meetings with secondary schools and colleges and an online survey being sent to primary schools, special schools and independent schools.

### ***Future demand***

Alongside current demand, it is important for a PPS to assess whether the future demand for playing pitches can be met. Using population projections and proposed housing growth, as well as likely participation growth informed through consultation, an estimate can be made of the likely future demand for playing pitches.

Team generation rates are used to provide an indication of how many people it may take to generate a team (by gender and age group) in order to help estimate the change in demand for pitch sports that may arise from any population change.

Future demand for pitches is calculated by adding the percentage increases to the population increases in each analysis area. This figure is then applied to the team generation rates and is presented on a sport by sport basis.

Other information sources that were used to help identify future demand, especially for non-pitch sports (where team generation rates are not applicable) include:

- ◀ Recent trends in the participation.
- ◀ The nature of the current and likely future population and their propensity to participate.
- ◀ Feedback from clubs on their plans to develop additional teams / attract additional members.
- ◀ Any local and NGB specific sports development targets (e.g. increase in participation).

### **Stage C: Assess the supply and demand information and views**

Supply and demand information gathered is used to assess the adequacy of playing pitch provision in Central Lancashire. It focuses on how much use each site could potentially accommodate (on an area by area basis) compared to how much use is currently taking place.

# CENTRAL LANCASHIRE PLAYING PITCH ASSESSMENT

## ***Understand the situation at individual sites***

Qualitative pitch ratings are linked to a pitch capacity rating derived from NGB guidance and tailored to suit a local area. The quality and use of each pitch is assessed against the recommended pitch capacity to indicate how many match equivalent sessions per week (per season for cricket) a pitch could accommodate.

This is compared to the number of matches actually taking place and categorised as follows, to identify:

Potential spare capacity: Play is below the level the site could sustain.	
At capacity: Play is at a level the site can sustain.	
Overused: Play exceeds the level the site can sustain.	

As a guide, the FA, RFU and the ECB have set a standard number of matches that each grass pitch type should be able to accommodate without adversely affecting its quality.

*Table 1.4: Capacity of playing pitches*

Sport	Pitch type	No. of match equivalent sessions		
		Good	Standard	Poor
Football	Adult pitches	3 per week	2 per week	1 per week
	Youth pitches	4 per week	2 per week	1 per week
	Mini pitches	6 per week	4 per week	2 per week
Rugby union*	Natural Inadequate (D0)	2 per week	1.5 per week	0.5 per week
	Natural Adequate (D1)	3 per week	2 per week	1.5 per week
	Pipe Drained (D2)	3.25 per week	2.5 per week	1.75 per week
	Pipe and Slit Drained (D3)	3.5 per week	3 per week	2 per week
Cricket	One grass wicket	5 per season	4 per season	0 per season
	One synthetic wicket	60 per season	60 per season	60 per season

For other grass pitch sports (e.g. rugby league), no guidelines are set by the NGBs although it can be assumed that similar principles should be followed.

The above does not apply to hockey as there is no limit to how often an AGP can be used, with capacity instead limited by availability and current usage levels. A pitch without floodlighting or capacity restrictions can generally be accessed for four matches during one day.

For tennis, the capacity of courts is determined by membership levels rather than through matches. The LTA suggests that a non-floodlit hard court can accommodate 40 members whereas a floodlit hard court can accommodate 60 members. For air domed courts, membership of 100 is considered applicable and permanent indoor courts can accommodate 200 members. It should be noted that the abovementioned figures relate to LTA viability guidelines for clubs and are not the maximum capacity. This varies for other court types (e.g. grass).

For athletics, there is no maximum capacity set out by UK Athletics. Instead a minimum membership of 200 is required to ensure that tracks remain sustainable.

## CENTRAL LANCASHIRE PLAYING PITCH ASSESSMENT

---

For all remaining non-pitch sports (i.e. bowls, netball, cycling and golf) there are no nationally recognised capacity recommendations set out by NGBs. Instead, potential capacity is evaluated on a site by site basis following consultation and site assessments.

### ***Develop the current picture of provision***

Once capacity is determined on a site by site basis, actual spare capacity is calculated on an area by area basis via further interrogation of temporal demand. Although this may have been identified, it does not necessarily mean that there is surplus provision. For example, spare capacity may not be available when it is needed or the site may be retained in a 'strategic reserve' to enable pitch rotation to reduce wear and tear.

Capacity ratings assist in the identification of sites for improvement/development, rationalisation, decommissioning and disposal.

### ***Identify the key findings and issues***

By completing Steps 1-5 it is possible to identify several findings and issues relating to the supply, demand and adequacy of outdoor sports provision in Central Lancashire. This report seeks to identify and present the key findings and issues prior to development of the strategies.

### ***Develop the future picture of provision (scenario testing)***

Modelling scenarios to assess whether existing provision can cater for unmet, latent, exported and future demand is made after the capacity analysis. This will also include, for example, removing sites with unsecured community use to demonstrate the impact this would have if these sites were to be decommissioned in the future.

The majority of the scenario testing generally occurs in the strategy reports that proceed this document and therefore does not form part of the Assessment Report.

# CENTRAL LANCASHIRE PLAYING PITCH ASSESSMENT

---

## PART 2: FOOTBALL

### 2.1: Introduction

The organisation primarily responsible for the development of football across Central Lancashire is Lancashire FA. It is also responsible for the administration, in terms of discipline, rules and regulations, cup competitions and representative matches, development of clubs and facilities, volunteers, referees, coaching courses and delivering national football schemes.

This section of the report focuses on the supply and demand for grass football pitches. Part 6 captures supply and demand for third generation pitches (3G pitches) which are the preferred AGP (artificial grass pitch) surface type for football. In future, it is anticipated that there will be a growing demand for the use of 3G pitches for competitive football fixtures, especially to accommodate mini and youth football.

#### ***Local Football Facility Plans (LFFPs)***

To support in delivery of both the current and superseding FA National Games Strategy (NGS), the FA has commissioned a nationwide consultancy project. Over the course of the next two years to spring 2020, a Local Football Facility Plan (LFFP) will be produced for every local authority across England. Each plan will be unique to its area as well as being diverse in its representation.

The LFFP is strategically aligned to the National Football Facilities Strategy (NFFS); a 10-year plan to change the landscape of football facilities in England. The NFFS represents a major funding commitment from the national funding partners (The FA, Premier League, DCMS, Football Foundation) to inform and direct an estimated one billion pounds of investment into football facilities over the next ten years.

Each LFFP will build upon PPS findings (where present and current) regarding the formal and affiliated game, to also include strategic priorities for investment across small sided football (recreational and informal including indoors). The LFFP will also incorporate consultation with groups outside of formal football, as well as underrepresented communities. This could include those which may be key partners with regards to football for behavioural change and groups which may be key drivers of FA NGS priorities around participation in the likes of women and girls football, disability football and futsal.

LFFPs will identify key projects to be delivered and act as an investment portfolio for projects that require funding. As such, around 90% of all national football investment through the funding partners will be identified via LFFPs.

It is important to recognise that a LFFP is an investment portfolio of priority projects for potential investment - it is not a detailed supply and demand analysis of all pitch provision in a local area. Consequently, it cannot be used in place of a PPS and is not an accepted evidence base for site change of use or disposal. A LFFP will however build on available/existing local evidence and strategic plans and may adopt relevant actions from a PPS and/or complement these with additional investment priorities.

The LFFP's for Preston, Chorley and South Ribble are planned for summer 2019 and it is important that this PPS is updated accordingly through the Stage E process to ensure that it is able to accurately inform the LFFP at that time.

# CENTRAL LANCASHIRE PLAYING PITCH ASSESSMENT

## Consultation

In addition to face-to-face consultation with key football clubs, an electronic survey was sent to all football clubs playing within Central Lancashire. Contact details were provided by Lancashire CFA and the invitation to complete the survey was distributed via email. Through both face to face meetings and survey responses, a total of 62 clubs responded, equating to a 55% club response rate and 75% team response rate. A summary of response rates by local authority can be seen in the table below.

Table 2.1: Summary of response rates by local authority

Local authority	Face to face consultation	Response rate	
		Club	Team
Chorley	Charnock Richards FC	19/26 (73%)	172/205 (84%)
	Chorley FC		
	Euxton Villa FC		
Preston	BAC/EE JFC	27/48 (56%)	217/268 (81%)
	Cadley FC		
	Longsands Lynx JFC		
	Sir Tom Finney FC		
	Sir Tom Finney Soccer Centre		
	Ribbleton FC		
South Ribble	Bamber Bridge FC	17/38 (45%)	120/197 (61%)
	Leyland Albion FC		
	New Longton Rovers FC (Seniors)		
	New Longton Rovers FC (Juniors)		
<b>Total</b>		<b>63/112 (56%)</b>	<b>509/670 (76%)</b>

## 2.2: Supply

The audit identifies a total of 294 grass football pitches in Central Lancashire across 131 sites. Of these, 281 pitches are available, at some level, for community use across 123 sites.

The remaining 13 pitches are not available for community use with the majority of these (10 or 80%) being located at educational sites. The outstanding three pitches (20%) are all adult and located at Springfields Sports Ground which is the training facility for Preston North End FC.

Table 2.2: Summary of grass football pitches available to the community

Local authority	Available for community use					Totals
	Adult	Youth 11v11	Youth 9v9	Mini 7v7	Mini 5v5	
Chorley	18	19	23	25	6	<b>91</b>
Preston	28	14	19	7	-	<b>68</b>
South Ribble	30	25	21	26	20	<b>122</b>
<b>Total</b>	<b>76</b>	<b>58</b>	<b>63</b>	<b>58</b>	<b>26</b>	<b>281</b>

## CENTRAL LANCASHIRE PLAYING PITCH ASSESSMENT

Most available pitches across Central Lancashire (27%) are adult sized which is, in part, due to youth 11v11 teams playing on adult pitches. This is not ideal for youth players at U13-U16 and is not in line with the recent FA Youth Review. Just 58 available pitches are youth 11v11 sized representing 21% of the available supply in Central Lancashire which is low in relation to the proportion of youth teams (151 teams – 23% of all teams) which should be playing matches on this sized pitch.

In accordance with the FA Youth Review, U17 and U18 teams can play on adult pitches. The FA's recommended pitch size for adult football is 100x64 metres. Please refer to the table below for more detail:

*Table 2.3: FA recommended grass/3G pitch sizes*

Age group	Playing format	Recommended pitch dimensions (metres excluding run offs)	Recommended pitch dimensions (metres including run offs)
Mini-Soccer U7/U8	5v5	37x27	43x33
Mini-Soccer U9/U10	7v7	55x37	61x43
Youth U11/U12	9v9	73x46	79x52
Youth U13/U14	11v11	82x50	88x56
Youth U15/U16	11v11	91x55	97x61
Youth U17/U18	11v11	100x64	106x70
Over 18/Adult	11v11	100x64	106x70

### *Chorley*

In total Chorley has 91 community available grass football pitches, which equates to 32% of all provision across Central Lancashire. Of these, most (54 pitches) are located in the Central Analysis Area and 14 are located in the East Analysis Area and the remaining 23 pitches in the West Analysis Area.

### *Preston*

Preston has the least amount of community available football pitches in Central Lancashire with a total of 68 pitches (24%). This equates to 29 pitches in the South Analysis Area, 13 in the North East Analysis Area and 26 in the North West Analysis Area.

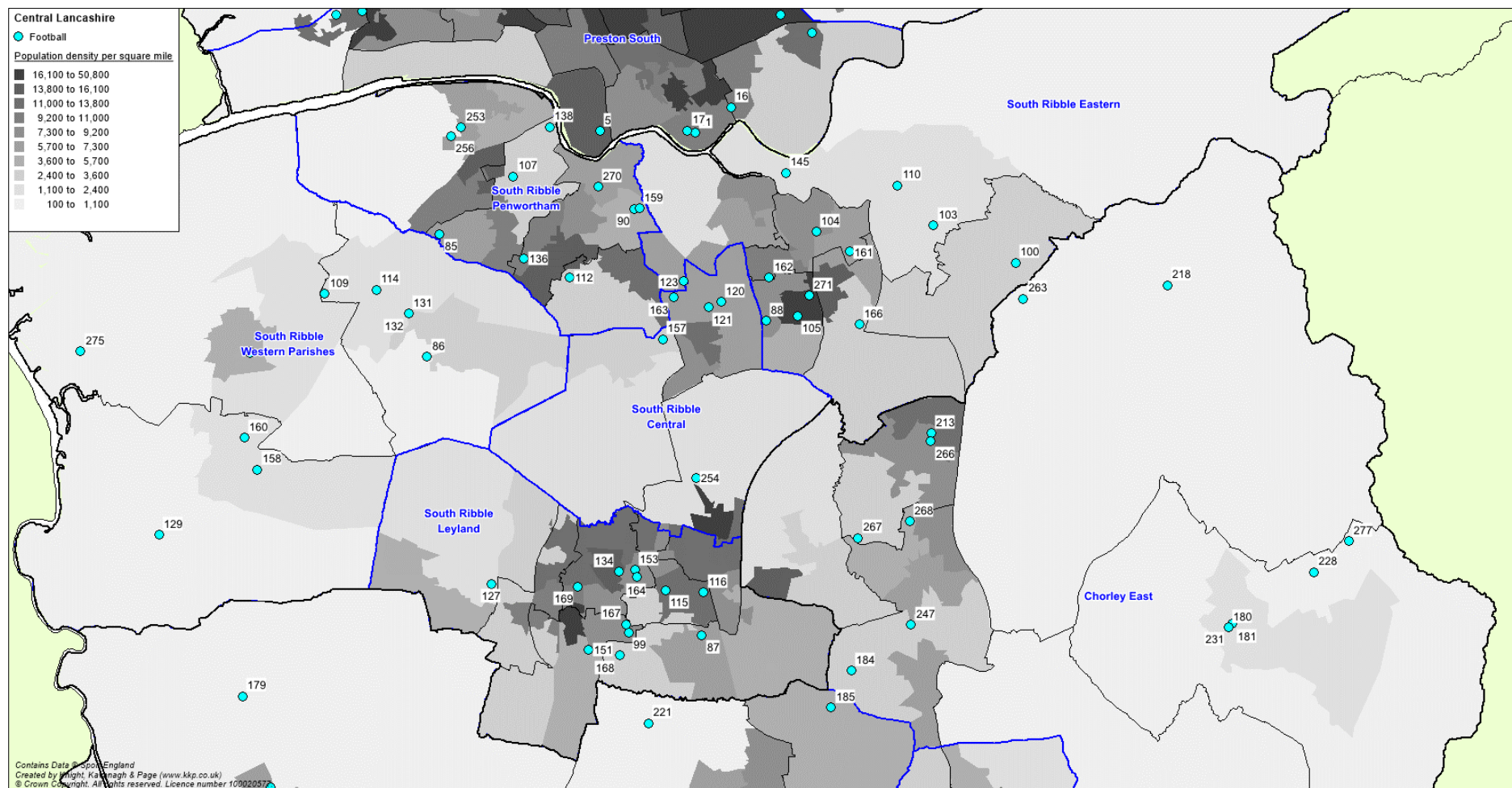
### *South Ribble*

Most community available pitches are located in South Ribble which has 122 pitches or 43% of provision in Central Lancashire. Most of the provision is located between Leyland Analysis Area (36 pitches) and Penwortham Analysis Area (39 pitches).



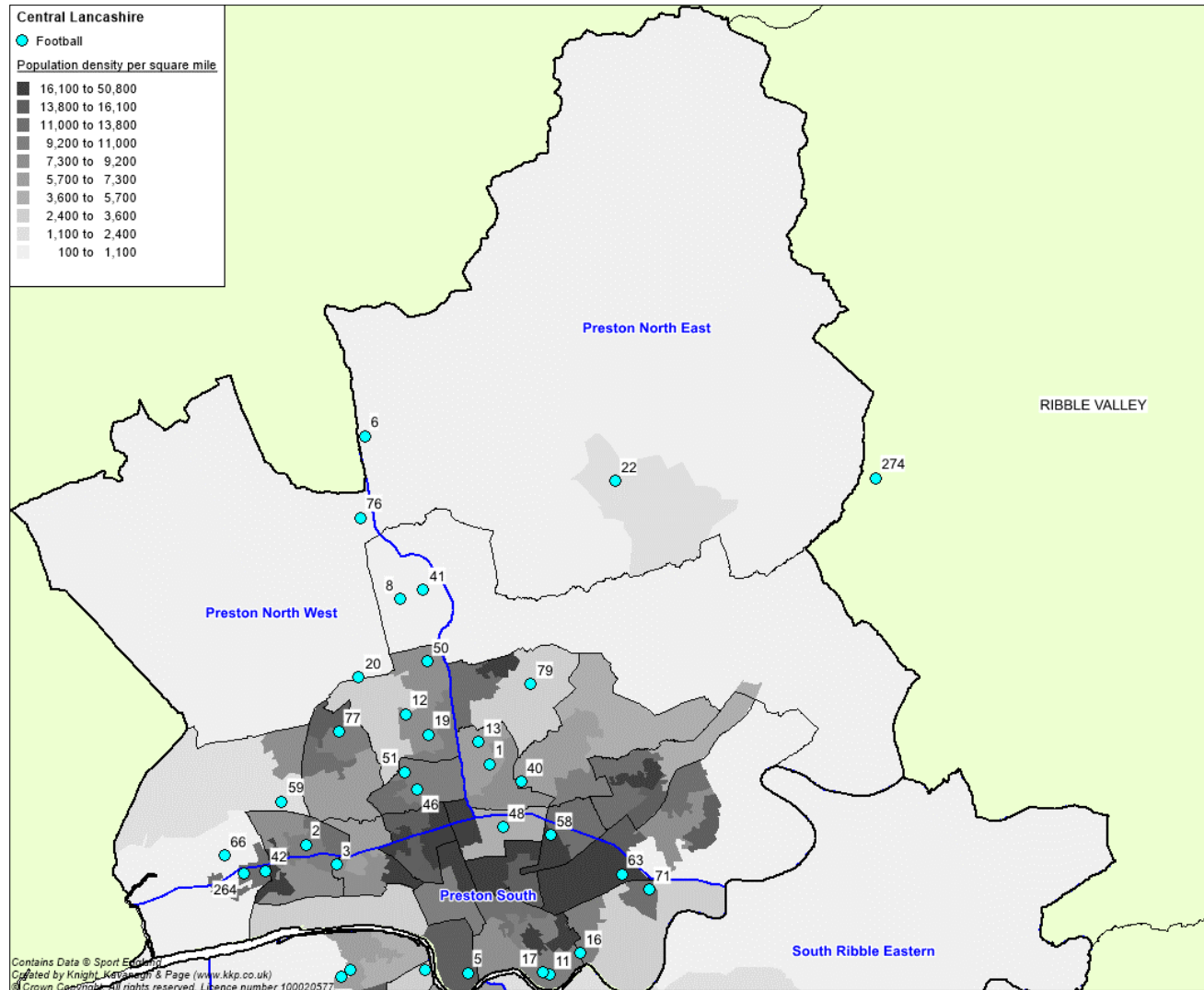
# CENTRAL LANCASHIRE PLAYING PITCH ASSESSMENT

Figure 2.1: Map of sites with football pitch provision within Chorley



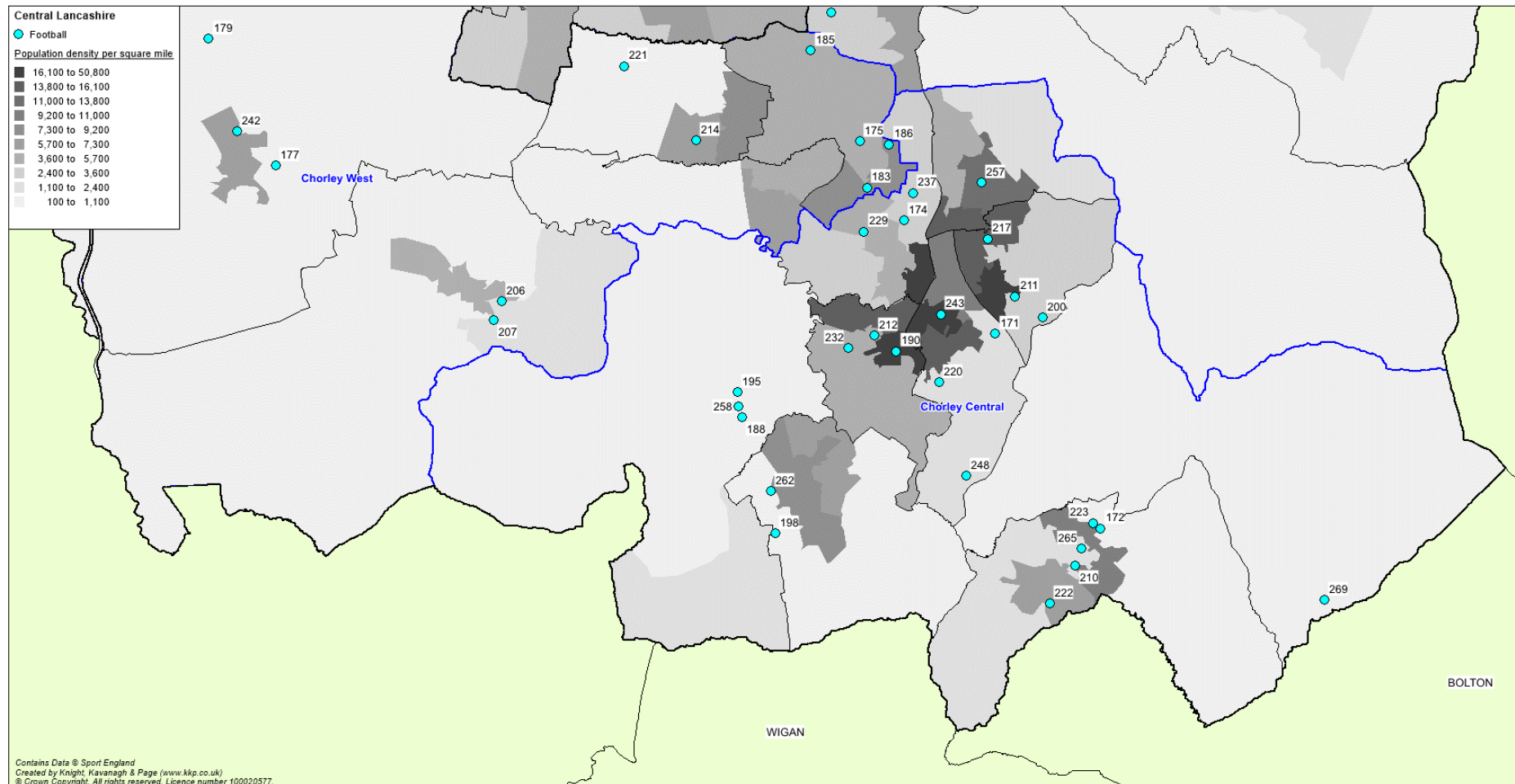
# CENTRAL LANCASHIRE PLAYING PITCH ASSESSMENT

Figure 2.2: Map of sites with football pitch provision within Preston



# CENTRAL LANCASHIRE PLAYING PITCH ASSESSMENT

Figure 2.3: Map of sites with football pitch provision within South Ribble



# CENTRAL LANCASHIRE PLAYING PITCH ASSESSMENT

---

## ***Future developments***

### *Chorley*

Chorley Council is in the process of developing a multi sports hub site at West Way Playing Fields. The proposed development includes one adult and one youth 9v9 grass football pitch and one full sized floodlit 3G pitch. The Council is committed to delivering a scheme at West Way Playing Fields given the level of demand from local clubs and from the Football Foundation and Lancashire FA, subject to a development of design which is affordable.

Additionally, the Council has identified King George V Field, Jubilee Playing Pitches, Gillett Fields, Astley Park and Twin Lakes as potential sites for investment to improve pitch quality and/ or accompanying ancillary facilities.

Euxton Villa FC has aspirations to create a full size 3G pitch at Jim Fowlers Memorial Ground (this will be discussed in greater detail in Part 3: Third Generation Turf (3G) Artificial Grass Pitches (AGPs)). If the Club cannot move forward in this venture it reports aspirations to acquire a long term lease for an additional piece of land adjacent to Jim Fowlers Memorial Ground. The area in question is farming land; however, it has ambitions to obtain the land to create additional pitches on. If new pitches were to be created it would reduce demand on its remaining pitches which suffer from drainage problems throughout the winter.

### *Preston*

Preston North End FC has recently secured planning permission to develop a new training ground and 450 houses on the site of the disused Ingol Golf Course. Although planning permission has been obtained a start date for development has not yet been verified.

In addition, Preston North End FC is enquiring about purchasing two football pitches at Preston Sports Arena (UCLAN) to create a dedicated youth academy. This would be problematic for Sir Tom Finney FC as the majority of its demand plays at the site. It indicates it has been approached by Preston City Council and Lancashire FA regarding the potential development of Ashton Park.

Ashton Park is currently being developed and improved in line with a masterplan which has recreational emphasis, supported by educational, community and charity users. The site has the potentially to provide enhanced pitch improvements for football which can be developed in conjunction with the FA, FF and CFA.

Sir Tom Finney FC, due to the issues at Preston Sports Arena (UCLAN), is a partner in the project alongside several community interest groups. This scheme is dependent on available grant funding from the Football Foundation and relevant identified demand.

Preston City Council is also working with Cadley FC, Longsands Lynx JFC and Ribbleton FC to create additional pitches across the City.

The Council has recently commissioned a Pitch Improvement Programme (detailed later in this section) for a South Drive. The site is currently unused for sport and is accessed as recreational open space, however, it is examining potentially creating football pitches for Cadley FC to utilise and needs to understand the work required. If the proposed works are completed there will be the creation of multiple mini pitches which will be maintained jointly by the Council and Cadley FC.

## CENTRAL LANCASHIRE PLAYING PITCH ASSESSMENT

---

Correspondingly, a Pitch Improvement Programme is being arranged for Fishwick Park to assist Ribblesdale FC. The Club has an aspiration to access additional pitch space for its substantial demand and as a result the Council is considering creating pitches at Fishwick Park, which currently does not host any formal pitches.

The Council has signed a 25 year licence for Longsands Lynx JFC to use the site known as Millennium Field. Alike South Drive, there are no pitches on site, however, the Club reports there will be two youth 11v11 pitches over marked by two youth 9v9 pitches for the start of the 2018/19 season.

Christ the King Catholic High School is working with Lancashire FA to deliver a full size floodlit community available 3G pitch. The exact location of the pitch is still to be decided, however, it is likely to fall onto the footprint on the current grass football provision at the site.

### *South Ribble*

All the pitches at Penwortham Holme (mini grass pitches) and have not been used in the 2017/18 season. This site usually operates as a central venue for the Mid Lancashire Colts Junior Football League; however, due to considerable amounts of damage caused to the playing surface pre-season from unauthorised access, they have been taken offline.

In order to remedy the situation, South Ribble Borough Council reports it is currently discussing tender documents to install a new drainage system onsite which is to be installed during summer 2018. The Council anticipates the site will be operational for the start of the 2018/19 season with a total of 20 mini 5v5 pitches to be reinstated.

Further to the above, South Ribble Borough Council is investing in health and wellbeing throughout the Borough and as part of this, it is looking to invest in the development of sports pitch hub sites.

Lostock Hall JFC reports aspirations to acquire land in order to develop grass and artificial provision as well as accompanying ancillary facilities. The Club is currently spread across several venues in South Ribble and as a result is spending a substantial amount of expenditure. It wants to develop in order site to bring all its demand onto one venue and as a result reduce costs. It reports unsuccessfully attempting to contact the Council regarding its ambitions. Anecdotal evidence from the Club suggests it has a private investor willing to contribute to the abovementioned proposal.

Pitches at All Hallows Catholic High School (Penwortham) are due to be lost as part of a road being developed through its playing field. It is proposed that the pitches will be mitigated and replaced once the development has taken place; however, the exact location of this relocation is still under consideration.

### **Security of tenure**

The majority of teams across Central Lancashire play on local authority (Chorley, Preston or South Ribble councils) or parish council managed pitches and are therefore considered to be secure for at least the next three years as part of the Council's maintained sports and leisure provision offering.

An exception to this is found at schools and academies that state their own policies and are more likely to restrict levels of community use.

## CENTRAL LANCASHIRE PLAYING PITCH ASSESSMENT

---

In total, eight education providers do not allow community use of some or all of their football pitches:

- ◀ Ashton Community Science College (Preston – North West)
- ◀ Our Lady & St Edward's Catholic Primary School (Preston – North West)
- ◀ Leyland Methodist Junior School (South Ribble – Leyland)
- ◀ Longton Primary School (South Ribble – Western Parishes)
- ◀ Walton-le-Dale Primary School (South Ribble – Eastern)
- ◀ Penwortham Prior Academy (South Ribble – Penwortham)
- ◀ St Bernard Catholic Primary School (Preston – South)
- ◀ St Mary's & St Benedict's RC Primary School (South Ribble Eastern)

The reasons for not allowing community use vary. The most common example is that the schools want to protect pitches for curricular and extra-curricular purposes due to existing quality issues. Other reasons include staffing issues, health and safety issues and a lack of profitability.

Conversely, across Central Lancashire there are 32 educational providers are being accessed by football clubs for pitches. It is crucial that community use agreements are entered into by clubs which access these sites, as without one, external use can be stopped at any point, devoid of any warning.

Longsands Lynx JFC reports aspirations to establish a community use agreement with Fulwood Academy. The Club currently rents the use of both the grass football pitches and the full size 3G pitch at the School for 12 of its teams. It wants to secure the usage of the site on long term as it will struggle to find alternative provision if it were to be removed off site.

### *Chorley*

Chorley FC has recently (2018) obtained a 15 year lease for Victory Park. Although the site meets all requirements for Step 2 football it reports it needs to make improvements to certain aspects of the ground as they are in need of modernisation including changing rooms, match officials' rooms, plumbing system, floodlighting and stadium seating. It has aspirations to use its new lease to acquire relevant grant funding opportunities to assist in addressing these issues.

### *Preston*

Preston City Council has recently agreed the long term licences of pitches at Conway Drive and Sherwood Park to Cadley FC. The Council is working with the Club to improve pitch quality at the sites and by securing tenure it has allowed it to potentially access relevant grant funding to make quality enhancements to the site.

Longsands Lynx JFC has recently secured a 25 year licence to develop pitches at Millennium Field.

### *South Ribble*

New Longton Rovers Senior FC report it is in negotiations with South Ribble Borough Council for a 25 year lease for the adult football pitch at New Longton Sports & Social Club. The Club has a long term lease for the clubhouse; however, it has aspirations to obtain a similar agreement for the pitch. If successful, the Club would be able to access potential grant funding to make quality improvements.

## CENTRAL LANCASHIRE PLAYING PITCH ASSESSMENT

Similarly, the junior club (New Longton Rovers JFC) indicates wanting to secure the mini 7v7 and youth 9v9 pitch it uses at New Longton Village Hall. The pitches are owned by Longton Parish Council, however, are managed by the Village Hall Committee. It reports the process to date has been problematic and has not managed to move forward in the venture. It wants to attain a long term agreement in order to access funding to make quality improvements to the pitches.

### ***Pitch quality***

The quality of football pitches across Central Lancashire have been assessed via a combination of site visits (using non-technical assessments as determined by the FA) and user consultation to reach and apply an agreed rating as follows:

- ◀ Good
- ◀ Standard
- ◀ Poor

Pitch quality primarily influences the carrying capacity of a site; often pitches lack the drainage and maintenance necessary to sustain levels of use. Pitches that receive little to no ongoing repair or post-season remedial work are likely to be assessed as poor, therefore limiting the number of games they are able to accommodate each week without it having a detrimental effect on quality.

Conversely, well maintained pitches that are tended to regularly are likely to be of a higher standard and capable of taking a number of matches without a significant reduction in surface quality.

The percentage parameters used for the non-technical assessments were as follows: Good (>80%), Standard (50-80%), Poor (<50%). The final quality ratings assigned to the sites also take into account the user quality ratings gathered from consultation.

The table below summarises the quality of pitches that are available for community use in Central Lancashire. In total, 28 pitches are assessed as good quality, 87 as standard quality and 166 as poor quality.

*Table 2.4: Pitch quality assessments (community use pitches)*

Analysis area	Adult pitches			Youth pitches			Mini pitches		
	Good	Standard	Poor	Good	Standard	Poor	Good	Standard	Poor
Chorley	4	11	3	4	21	17	1	12	18
Preston	8	10	10	6	8	19	1	4	2
South Ribble	4	7	19	-	11	35	-	3	43
<b>Total</b>	<b>16</b>	<b>28</b>	<b>32</b>	<b>10</b>	<b>40</b>	<b>71</b>	<b>2</b>	<b>19</b>	<b>63</b>

# CENTRAL LANCASHIRE PLAYING PITCH ASSESSMENT

---

## *Chorley*

Euxton Villa FC reports drainage issues regarding the youth 9v9 pitch at Jim Fowlers Memorial Ground. The pitch becomes unusable throughout the winter period as it holds water due to it being located at the bottom of a slope. The Club has recently commissioned a PIP report to gain an understanding on the works required to rectify the issue.

Croston JFC and Adlington JFC report they are working with Chorley Council to improve the quality of the pitches at Twin Lakes, Croston and King George V Field, respectively.

The pitch at Twin Lakes, Croston is poor quality and is currently unused. Croston JFC and the Council is acquiring relevant funding to improve the quality of drainage on site before the Club starts utilising it for competitive fixtures. Correspondingly, the Council is working with Adlington JFC to improve the quality of drainage at King George V Field. The Club utilise the site for the majority of its demand and indicate the pitches are unusable throughout the winter due to them holding water.

Brinscall Village JFC has aspirations to extend the pitch at Abbey Village (BVJFC) to a full adult pitch. It also indicates it has aspirations to improve the quality of drainage at Sandy Lane, Brinscall and Brinscall Village JFC.

## *Preston*

As previously discussed, Preston City Council has recently secured long term tenure for Cadley FC at Conway Drive and Sherwood Park. Pitches at latter site are poor quality and suffer from drainage issue. The Council and club, since securing tenure, are now actively working towards acquiring appropriate grant funding opportunities to improve the quality of the drainage.

As mentioned, Longsands Lynx JFC is creating pitches at Millennium Field for the start of the 2018/19 season after securing long term security of tenure of the site from Preston City Council. The Council has assisted the Club by verti draining the site and installing a sand slit drainage system in preparation for when the pitches are to be utilised. It has further aspirations to apply for grant funding for relevant maintenance equipment so it can sustain pitch quality.

BAC/EE JFC report pitches at BAC/EE are poor quality and receive limited amounts of maintenance.

As part of the development of provision at Ashton Park there is a need to improve the quality of pitches provided relevant investment can be secured. In addition, as previously mentioned the site may be utilised by Sir Tom Finney FC. If the Club moves to the site there is potential to create mini 5v5 pitches in order to meet its substantial amount of mini football demand. Similarly, if relevant funding can be secured, pitch improvements can be made to Ribbleton Park.

## *South Ribble*

It should be noted that 20 mini 5v5 pitches in the South Ribble (Penwortham) are of particularly poor quality. All the pitches are located at Penwortham Holme (Mini Pitches) and have not been used in the 2017/18 season. This site usually operates as a central venue for the Mid Lancashire Colts Junior Football League; however, due considerable amounts of damage caused to the playing surface pre-season, through unauthorised access by the travelling community, they have been taken offline.



## CENTRAL LANCASHIRE PLAYING PITCH ASSESSMENT

---

In order to remedy the situation, South Ribble Borough Council reports it is currently discussing tender documents to install a new drainage system onsite which is to be installed summer 2018. The Council anticipates the site will be operational for the start of the 2018/19 season with a total of 20 mini 5v5 pitches to be reinstated.

As mentioned, New Longton Rovers Senior FC and New Longton Rovers JFC have aspirations to acquire long term leases for the pitches at New Longton Sports & Social Club and New Longton Village Hall. The pitches at both these sites are poor quality and suffer from inadequate drainage. The clubs want to secure tenure in order to access potential funding options to enhance the pitches quality, such as obtaining relevant maintenance equipment to maintain the pitches themselves.

Cardinal Newman College, which is based in Preston, has unattached playing fields located in South Ribble known as Factory Lane which presently hosts two poor quality adult football pitches. The College reports it has been in dialogue with Lancashire FA in regards to developing the grass football provision at the site.

Bamber Bridge FC reports applying for grant funding to improve drainage as current pitch facilities are poor.

Clubs reports that football pitches at the following sites across South Ribble suffer from poor drainage:

- ◀ Holland House Road Playing Field (Eastern)
- ◀ Holme Playing Field (Eastern)
- ◀ Hurst Grange Park (Penwortham)
- ◀ Much Hoole Playing Field (Western Parishes)
- ◀ New Longton Sports & Social Club (Western Parishes)
- ◀ New Longton Village Hall (Western Parishes)
- ◀ Richard Holmes Memorial Ground (Western Parishes)

For a full breakdown of quality ratings at each site, please refer to Table 2.13.

### ***FA Pitch Improvement Programme (PIP)***

With quality of grass pitches becoming one of the biggest influences on participation in football, the FA has made it a priority to work towards improving quality of grass pitches across the country. This has resulted in the creation of the FA Pitch Improvement Programme (PIP). As part of the PIP, grass pitches identified as having quality issues undergo a pitch inspection from a member of the Institute of Groundsmanship (IOG). The table overleaf identifies recent PIP reports which have been carried out across Central Lancashire.

## CENTRAL LANCASHIRE PLAYING PITCH ASSESSMENT

Table 2.5: Summary of PIP reports across Central Lancashire

Site ID	Site name	Analysis area	Club / Organisation	Date of Visit (Follow up Visit)	Number of Postponed in previous 12 months	Pitch/s condition	Short term recommendations (1– 3 months)	Long term recommendations
277	Abbey Village (BVJFC)	Chorley	BVJFC / LFA	20/02/17	Unknown.	Pitch contains a large amount of moss and weeds. Compaction of soil and no aeration programme in place mean pitch drains poorly. In addition there is a mole infestation which needs to be attended to urgently. In view of condition the pitch needs a complete resurface and installation of a new drainage system; however, this is a long term aim.	Short term recommendation: An intensive maintenance schedule is required with the correct machinery and equipment managed by trained and motivated ground staff including decompaction, fertiliser application and seeding.	Long term recommendations: to plan going forward a three and five plan for maintenance, machinery and material to improve the pitch condition.
221	Jim Fowlers Memorial Ground (Euxton Villa FC)	Chorley	Euxton Villa FC / LFA	15/03/18	The site drains slowly and has limited play from Nov-May.	Site is managed by Euxton Villa FC and its multiple junior and senior teams. Pitches are based on a clay based soil which has high compaction therefore drainage is very poor. Grass coverage is sparse towards the end of the season. The Club's machinery needs to be upgraded to work effectively on the entire site. It is recommended that primary and secondary drainage is considered to improve the situation.	Short term recommendation: An intensive maintenance schedule is required with the correct machinery and equipment managed by trained and motivated ground staff including decompaction, fertiliser application and seeding.	Long term recommendations: to plan going forward a three and five plan for maintenance, machinery and material to improve the pitch condition.
1	Archbishop Temple High School	Preston	Archbishop Temple High School / LFA	23/06/17	Site suffers from waterlogging and during wet months can result in pitches having limited use.	Pitches are compacted and as a result suffer from poor drainage. There is a need to invest into correct maintenance machinery as current equipment is unreliable.	Short term recommendation: An intensive maintenance schedule is required with the correct machinery and equipment managed by trained and motivated ground staff including decompaction, fertiliser application and seeding.	Long term recommendations: to plan going forward a three and five plan for maintenance, machinery and material to improve the pitch condition.
3	Ashton Park	Preston	Preston City Council	-	Limited play Nov-Feb due to unfit pitch/s.	Although there is onsite drainage its effectiveness is limited due to the compaction of the soil. A large amount of weed was present on the playing surface which will die off in the winter leaving the pitch bare.	Short term recommendation: An intensive maintenance schedule is required with the correct machinery and equipment managed by trained and motivated ground staff including decompaction, fertiliser application and seeding.	Long term recommendations: to plan going forward a three and five plan for maintenance, machinery and material to improve the pitch condition.
12	Conway Drive	Preston	CadleyJFC / Preston City Council	17/11/17	Site suffers from waterlogging and during wet months can result in pitches having limited use.	A drainage system appears to have been installed on the three main pitches accompanied with decompaction and sand dressing. Pitches are compacted with some low areas which can be dressed out using rootzone. Sand bands which had previously been installed seemed to working successfully. Installing these across all pitches would improve their playability.	Previous maintenance work has improved pitch quality however there is still a short term need to for further decompaction, fertilising and seeding.	Long term recommendations: to plan going forward a three and five plan for maintenance, machinery and material to improve the pitch condition.
48	Moor Park	Preston	Preston City Council	17/11/17	Site appears to be relatively clear from waterlogging with occasional cancellations during the playing season.	A pipe drainage system has been installed across the pitches around 12 years ago which seems to be working. There has been little renovation work carried out since to maintain this drainage system function correctly. Drains will only work if the soil above them is not compacted and is allowed to drain freely. Pitches are uneven and suffer from high soil compaction meaning they drain poorly.	Short term recommendation: An intensive maintenance schedule is required with the correct machinery and equipment managed by trained and motivated ground staff including decompaction, fertiliser application and seeding.	Long term recommendations: to plan going forward a three and five plan for maintenance, machinery and material to improve the pitch condition.
59	Preston Sports Arena (UCLAN)	Preston	UCLAN / LFA	17/02/17	On average the site loses approximately 10% of fixtures due to weather.	The site is professionally operated and maintained with some excellent practices for annual maintenance for example already in place. Sand slits are replaced every 3-5 years which is important to maintain the drainage connection. Pitches are well utilised and maintained to a high quality.	Short term recommendation: An intensive maintenance schedule is required with the correct machinery and equipment managed by trained and motivated ground staff including decompaction, fertiliser application and seeding.	Long term recommendations: to plan going forward a three and five plan for maintenance, machinery and material to improve the pitch condition.

**CENTRAL LANCASHIRE  
PLAYING PITCH ASSESSMENT**

Site ID	Site name	Analysis area	Club / Organisation	Date of Visit (Follow up Visit)	Number of Postponed in previous 12 months	Pitch/s condition	Short term recommendations (1– 3 months)	Long term recommendations
65	South Drive	Preston	CadleyJFC / Preston City Council	-	There are no current pitches marked out onsite.	It is proposed that the site will have multiple pitches of varying sizes to accommodate demand from Cadley FC. The site is currently overgrown and has limited received limited amounts of maintenance. The site, if brought into use, will host multi mini pitches and be maintained by both Preston City Council and Cadley FC. Site is over grown and suffers from high soil compaction meaning it drains poorly. The ground is waterlogged most of the winter months.	Short term recommendation: In order to establish pitches there is a need for an intensive maintenance schedule including decompaction, fertiliser application and seeding.	Long term recommendations: to plan going forward a three and five plan for maintenance, machinery and material to improve the pitch condition.
276	Fishwick Park	Preston	Ribbleton FC / Preston City Council	-	There are no current pitches marked out onsite.	PIP was requested by Preston City Council which is looking to use the site for Ribbleton FC. The Club wants to create one youth 11v11, on youth 9v9 and two mini pitches on the site.	Short term recommendation: In order to establish pitches there is a need for an intensive maintenance schedule including decompaction, fertiliser application and seeding.	Long term recommendations: to plan going forward a three and five plan for maintenance, machinery and material to improve the pitch condition.
NEW	Millennium Field	Preston	Longsands Lynx JFC / Preston City Council	-	There are no current pitches marked out onsite.	Longsand Lynx JFC has secured a 25 year lease from Preston City Council for the site with aspirations to create two youth 11v11 pitches over marked by two youth 9v9 pitches. Preston City Council has installed a sand slit system has been across the pitch and verti drained the site. Drains will only be effective if the soil above them is not compacted. The Club has aspirations to maintain the site itself given the appropriate maintenance equipment.	Pitches are expected to be usable for the 2018/19 season. There is still a need to in the short term for an intensive maintenance schedule is required with the correct machinery and equipment managed by trained and motivated ground staff including decompaction, fertiliser application and seeding.	Long term recommendations: to plan going forward a three and five plan for maintenance, machinery and material to improve the pitch condition.

# CENTRAL LANCASHIRE PLAYING PITCH ASSESSMENT

## **Over marked pitches**

Over marking of pitches can cause notable damage to surface quality and lead to overuse beyond recommended capacity. In some cases, mini or youth pitches may be marked onto adult pitches or mini matches may be played widthways across adult or youth pitches. This can lead to targeted areas of surface damage due to a large amount of play focused on high traffic areas, particularly the middle third of the pitch.

Over marking of pitches not only influences available capacity, it may also cause logistical issues regarding kick off times; for example, when two teams of differing age formats are due to play at the same site at the same time.

There are also some football pitches in Central Lancashire that are marked onto or overlapping cricket outfields, as seen in the table below. This can create availability issues at multi-sport sites as the cricket season begins in April when the football season is still ongoing and the football season begins in August as cricket fixtures are still being played. All the sites listed in the table below are sites which have football pitches overlapping onto a cricket outfield.

*Table 2.6: Sites containing over marked pitches*

Local authority	Analysis area	Site ID	Site
Chorley	East	181	Brinscall Village Junior Football Club
Chorley	Central	188	Charnock Richard Football Club (Mossie Park)
Preston	South	5	BAC/EE
South Ribble	Eastern	100	Gregson Lane
South Ribble	Penwortham	159	Vernon Carus Sports & Social Club
South Ribble	Eastern	145	Queen Victoria Ground (Walton-Le-Dale)

## **Ancillary facilities**

Similar to football pitches, the quality of ancillary facilities across Central Lancashire has been assessed via a combination of site visits and user consultation to reach and apply an agreed rating as follows:

- ◀ Good
- ◀ Standard
- ◀ Poor

Ancillary facility rating is primarily influenced by the type of amenities which are available on a site accompanied by their quality, such as a clubhouse, changing rooms, showering provision, car parking, dedicated official and spectator facilities and boundary fencing.

The percentage parameters used for the non-technical assessments were as follows; Good (>67%), Standard (34-66%), Poor (<34%). The final quality ratings assigned to the sites also take into account the user quality ratings gathered from consultation.

The table overleaf identifies known ancillary facility quality for local authority managed football sites across Central Lancashire which are available for community use.

## CENTRAL LANCASHIRE PLAYING PITCH ASSESSMENT

Table 2.7: Summary of Council managed community available ancillary facility quality

Site ID	Site name	Analysis area	Ancillary facility quality
174	Astley Park	Chorley	Standard
210	Fairview Youth and Community Centre	Chorley	Good
211	Gillett Fields, Limbrick	Chorley	No changing rooms
212	Gillibrand Playing Pitches	Chorley	Good
213	Great Green's Lane Playing Pitch	Chorley	No changing rooms
222	Jubilee Playing Pitches	Chorley	No changing rooms
223	King George V Field	Chorley	Poor
248	Wigan Lane Playing Field	Chorley	No changing rooms
3	Ashton Park	Preston	Poor
16	Fishwick Recreation Ground (London Road)	Preston	Poor
17	Frenchwood Recreation Ground	Preston	Standard
41	King George V Playing Field, Broughton Village	Preston	Poor
46	Mill Lane Playing Field	Preston	Standard
48	Moor Park	Preston	Poor
63	Ribbleton Park	Preston	Standard
76	Station Lane	Preston	Standard
77	Tanterton Playing Fields	Preston	Standard
79	Sherwood Park	Preston	No changing rooms
100	Gregson Lane	South Ribble	Poor
104	Holland House Road Playing Field	South Ribble	Standard
105	Holme Playing Field	South Ribble	Standard
107	Hurst Grange Park	South Ribble	No changing rooms
109	Hutton Playing Field	South Ribble	Poor
110	King George V Playing Field, Higher Walton	South Ribble	Standard
112	Kingsfold Drive Playing Fields	South Ribble	Standard
119	Longton Playing Field	South Ribble	Standard
129	Much Hoole Playing Field	South Ribble	Poor
138	Penwortham Holme (Mini Pitches)	South Ribble	Poor
157	Tardy Gate Playing Field	South Ribble	Standard
163	Watering Pool Lane Playing Fields/St Cuthbert's Playing Field	South Ribble	Standard
166	Withy Grove Park	South Ribble	Good
168	Worden Park	South Ribble	Standard
253	Queensway Playing Field	South Ribble	No changing rooms

### Chorley

Adlington JFC reports aspirations to improve the poor quality changing rooms at King George V Field. It has contacted Chorley Council in an effort to work proactively to improve the facilities and has offered to support the Council with funding where possible.

Bridge Celtic FC indicates it has enquired to the Council regarding installing portacabin's at Jubilee Playing Pitches as there is no purpose-built facility available. The Club suggests it is unable to access any changing rooms or toilets when it uses the pitches.

# CENTRAL LANCASHIRE PLAYING PITCH ASSESSMENT

---

## *Preston*

Changing room quality at Conway Drive is good with recent refurbishments carried out by Preston College students as part of curricular activities.

Longsands Lynx JFC reports it has aspirations to create dedicated ancillary facilities at Millennium Field once it has established the newly created pitch provision for the start of the 2018 season.

Ancillary facilities at Fishwick Park are poor quality after suffering from recent vandalism. As mentioned, there are no current pitches on the site; however, Ribbleton FC is potential looking to reinstate provision with assistance from Preston City Council. If this were to occur there would also be a need to improve the quality of ancillary facilities in conjunction with the establishment of the new pitches.

As mentioned, Ashton Park is currently being developed and improved in line with a masterplan which has recreational emphasis, supported by educational, community and charity users. In conjunction with potential improvements to playing pitch provision there is a need to developed accompanying poor ancillary facilities in order to be meet future levels of demand.

## *South Ribble*

South Ribble Borough Council reports it is investing in improving the quality of ancillary facilities at Penwortham Holme (mini pitches) after recent vandalism. Both the pitches and ancillary facilities are expected to be operational for the start of the 2018/19 season.

New Longton Rover JFC and New Longton Rovers Seniors FC have self-funded the recent improvement of its clubhouse and in particular its social space at New Longton Sports & Social Club. The clubs still have aspirations to make further developments including creating additional changing rooms and match official rooms to encourage women and girls participation.

## *FA's Safeguarding Operating Standards*

Lancashire FA is now required to comply with FA safeguarding operating standards. As part of this, LFA recognises and advocates all football pitches require, as a minimum, access to toilet facilities for players for safeguarding and health & safety purposes. Furthermore, it is expected that pitch providers work in partnership with site users to ensure that the associated changing room and toilet requirements are accessible. Though LFA strives to obtain this as a minimum requirement across its administrative areas, it is key to acknowledge that it does not have ownership or influence over all sites used for affiliated football and whilst it is able to influence and support site provision through partnership working (especially with local authorities), it is not directly able to do so at all sites such as those which may be privately operated.

## ***Football pyramid demand***

The National League System is a series of interconnected leagues for adult men's football clubs in England. It begins below the football league (the National League) and comprises of seven steps, with various leagues at each level and more leagues lower down the pyramid than at the top. The system has a hierarchical format with promotion and relegation between the levels, allowing even the smallest club the theoretical possibility of rising to the top of the system.

## CENTRAL LANCASHIRE PLAYING PITCH ASSESSMENT

Clubs within the step system must adhere to ground requirements set out by the FA. The higher the level of football being played the higher the requirements. Clubs cannot progress into the league above if the ground requirements do not meet the correct specifications. Ground grading assesses grounds from A to H, with 'A' being the requirements for Step 1 clubs.

Preston North End FC is the only professional club that plays above the football pyramid in Central Lancashire. A further seven clubs play within the football pyramid, as seen overleaf.

*Table 2.8: Summary of teams playing within the football pyramid structure*

Team	League	Level
Preston North End FC	English Football League – Championship	Pro
Chorley FC	National League North	Step 2
Bamber Bridge FC	Northern Premier League – Division One	Step 4
Charnock Richard FC	North West Counties League – Premier Division	Step 5
Coppell United FC	West Lancashire League – Premier Division	Step 7
Euxton Villa FC	West Lancashire League – Premier Division	Step 7
Fulwood Amateurs FC	West Lancashire League – Premier Division	Step 7
Lockstock St Gerards FC	West Lancashire League – Premier Division	Step 7

Chorley FC has a long term goal to relocate away from Victory Park. It is in the process of developing women and girl's participation as well as community and educational programmes such as walking football, coaching courses, soccer camps and mental health programmes from its newly created (2018) Chorley FC Community Trust in cohesion with Chorley Council. As a result it has aspirations to find a larger site which can accommodate the development these programmes.

In addition, the Club is also struggling to find suitable provision for its multiple team's competitive and training demand. It reports not knowing where its ladies and youth structure will be playing their competitive fixtures in the 2018/19 season and has to export its training demand to outside the authority due to issues accessing suitable provision. If the Club finds another venue to relocate to it would want to bring the majority of its demand onto a one site.

A common issue for clubs entering the pyramid is changing facilities. For Step 7 football (ground grading H), changing rooms must be a minimum size of 18 square metres, exclusive of shower and toilet areas.

The general principle for clubs in the football pyramid is that they have to achieve the appropriate grade by March 31st of their first season after promotion, which therefore allows a short grace period for facilities to be brought up to standard. This, however, does not apply to clubs being promoted to Step 7 (as they must meet requirements immediately).

Charnock Richards FC recent success has seen the Club move quickly through the national football league structure to Step 5 and as a result it has had to upgrade the relevant facilities at its home ground, Mossie Park to ensure the meet ground grading requirements. It reports facilities a now suitable for Step 5, however, it may struggle to meet Step 4 requirements if it were to be promoted. It additionally reports it has aspirations to make further ancillary improvements to the site, however, due to limited finances after upgrading the grounds facilities it is unable to make such enhancements.

## CENTRAL LANCASHIRE PLAYING PITCH ASSESSMENT

---

Bamber Bridge FC reports applying for a football stadium improvement grant to improve the quality of pitch drainage. Its pitch does have drainage currently; however, it is not working effectively leading to matches being postponed. The Club may struggle to carry out the works required if it is not successful in its application. It also has aspirations to increase the amount of covered terracing and expand its social area. Similarly, it states it would need to access available funding to make such improvements.

### ***Women's National League System***

Correspondingly there is a Women's National League System similar to the adult men's which provide structure to the women's game. This ranges from Step 1 to Step 6 with each step requiring differing ground grading requirements.

Although women's clubs still require to meet ground requirements set out by the FA these differ from the men's National League System. Ratings range from grade A to C each with differing minimum requirements. Step 1 and 2 in the Women's National League System is akin to Step 3 and four of the men's National League System, however, not exactly the same.

The system is also hierarchical format with promotion and relegation between the levels, allowing even the smallest club the theoretical possibility of rising to the top of the system.

In the 2017/18 football season there were a total of five teams in Central Lancashire which played within the women's national league system:

- ◀ Chorley Ladies FC
- ◀ Preston North End Ladies FC
- ◀ Blackburn Rovers Ladies FC (Imported)
- ◀ Sir Tom Finney FC
- ◀ Penwortham Town Ladies FC

It should be noted that Blackburn Rovers Ladies FC currently imports its demand into Central Lancashire. It plays its home venues at Bamber Bridge FC and rents the use of the pitch. Bamber Bridge FC reports aspirations to formalise this agreement with Blackburn Rovers Ladies FC over a two to three year period.

In addition, the following clubs across Central Lancashire field dedicated girls teams ranging from mini to youth age groups;

- ◀ Euxton Girls (Chorley)
- ◀ Euxton Villa (Chorley)
- ◀ Cadley FC (Preston)
- ◀ PNE Womens FC (Preston)
- ◀ Ribbleton FC (Preston)
- ◀ Lancon JFC (South Ribble)
- ◀ Lostock Hall JFC (South Ribble)
- ◀ Penwortham Town FC (South Ribble)

There is a focus on developing female participation within Central Lancashire and nationally and therefore there should be a consideration to develop relevant facilities in each of the three local authorities to assist in this engagement.



# CENTRAL LANCASHIRE PLAYING PITCH ASSESSMENT

## 2.3: Demand

Through the audit and assessment, 649 teams identified as playing on formal pitches within Central Lancashire. This consists of 120 adult men's, 10 adult women's, 248 youth boys', 35 youth girls' and 236 mini mixed teams. Youth 11v11 football is the most prominent format of play, whilst youth 9v9 football is the least common, however, there are over 100 teams within each pitch type.

*Table 2.9: Summary of competitive teams currently playing across Central Lancashire*

Analysis area	No. of teams					Total
	Adult	Youth 11v11	Youth 9v9	Mini 7v7	Mini 5v5	
Chorley	19	68	41	37	30	195
Preston	63	51	30	33	33	210
South Ribble	48	60	33	50	53	244
<b>Total</b>	<b>130</b>	<b>179</b>	<b>104</b>	<b>120</b>	<b>116</b>	<b>649</b>

As mentioned, the mini football central venue in South Ribble (Penwortham Holme) has been taken offline for the entire 2017/18 season due to issues with pitch quality caused by unauthorised access. The site usually accommodates a total of 96 mini teams; however, clubs have had to find alternative sites to play their fixtures for this season. Demand has been relocated to various 3G and grass pitches across Central Lancashire. Anecdotal evidence suggests clubs have also accessed unregistered sand based AGPs for fixtures which is not sanctioned by Lancashire CFA.

For the purposes of this report, where known through club consultation, demand has been relocated onto grass pitches across Central Lancashire. Unidentified demand is presumed to be located on 3G pitches or sand based AGPs.

### ***Imported demand***

Imported demand refers to any demand from neighbouring local authorities that accesses facilities within the study area due to a lack of available facilities in other local authorities where such team or club is based.

There are four teams from four clubs which import demand into Central Lancashire. As previously mentioned, Blackburn Rovers Ladies FC import a women's team into South Ribble (Bamber Bridge FC - QED Stadium). As the Club plays within the women's national league system it requires a site which meets its minimum ground requirements. Bamber Bridge FC reports aspirations to formalise this agreement over a two to three year period.

The remaining three teams, Appley Bridge Vets, Blackburn Rovers U23s and Bolton Wanderers U23s all access provision at Lancashire CFA Headquarters for competitive fixtures. It is unknown if these teams have aspirations to return to their local authorities.

### ***Exported demand***

Exported demand refers to teams that are currently accessing pitches for home fixtures outside of the study area, despite being registered to the one of the three local authorities. There is no known wider exported demand; however, many teams travel between the authorities to access specific venues.

## CENTRAL LANCASHIRE PLAYING PITCH ASSESSMENT

The main example of this are mini teams from Chorley and Preston travelling to the Penwortham Holme site in South Ribble. The site operates as a central venue for mini 5v5 age groups which play in the Mid Lancashire Colts Junior Football League. Although no competitive fixtures have taken place on site during the 2017/18 season, due to pitch quality issues, this demand will return for the start of the 2018/19 season.

Although there are no affiliated teams which export demand outside of the three authorities, a small percentage of Preston based player demand export to play for Longridge Town JFC (Ribble Valley). The Club uses sites which are located based in the town of Longridge, which is in close proximity to the Preston area, and as such pulls demand outside of the City into Ribble Valley.

### **Latent demand**

Latent demand refers to potential demand; individuals who would like to participate within the sport but do not do so. This can be for a variety of reasons including a lack pitches or appropriate facilities. Clubs that report latent demand and the reasons provided for this latent demand can be seen in the table overleaf.

*Table 2.10: Clubs that report latent demand and the reasons provided*

Club	Need for more match pitches	Need for more/better training facilities	Need for better/more appropriate changing provision
Adlington JFC	Yes	Yes	Yes
Astley & Buckshaw JFC	Yes	-	Yes
Brinscall Village JFC	Yes	-	Yes
Chorley Wanderers FC	-	Yes	-
Coppul United FC	Yes	-	-
Fishwick Rangers FC	Yes	Yes	Yes
Freestyle Urban Soccer FC	-	-	Yes
Gillibrand Warriors FC	Yes	-	-
Gregson Lane JFC	Yes	-	-
Hunters FC	-	-	Yes
Kingsfold FC	Yes	Yes	Yes
Leyland BTR FC	-	Yes	-
Lostock Hall JFC	Yes	Yes	Yes
Penwortham Town FC	Yes	Yes	Yes
Pirates JFC	Yes	Yes	Yes
Ribble Wanderers FC	Yes	Yes	-
Springfield's FC	Yes	-	-
Tulketh United FC	-	-	Yes
Walmer Bridge FC	Yes	-	Yes
Walton North End JFC	Yes	Yes	Yes
Whittle Wanderers FC	Yes	Yes	-
<b>Total clubs responding</b>	<b>16</b>	<b>11</b>	<b>13</b>

Most clubs (76% or 16 clubs) which express any form of latent demand across Central Lancashire indicate that they would be able to field additional teams if they had access to more match pitches.

## CENTRAL LANCASHIRE PLAYING PITCH ASSESSMENT

A total of 13 clubs report they would be able to increase participation if they had access to better or more appropriate changing provision, whereas, 11 clubs report they could increase team numbers if they had access to more or better training facilities.

It should be noted that no club quantifies a specific number of teams which they believe they could grow by through latent demand; instead, they indicate general ambitions of growth across the differing age groups.

### **Unmet demand**

Unmet demand is existing demand that is not getting access to pitches. It is usually expressed, for example, when a team is already training but is unable to access a match pitch, or when a league has a waiting list due to a lack of pitch provision, which in turn is hindering the growth of the league. No unmet demand is expressed by responsive clubs in study area.

### **Future demand**

Future demand can be defined in two ways, through participation increases and by using population forecasts.

#### *Participation increases*

In total 23 clubs' report aspirations to increase the number of teams; providing a predicted growth of 63 teams, as seen in the table below.

*Table 2.11: Potential team increases identified by clubs*

Club	Analysis area	Future demand (teams)	Pitch type required	Match equivalent sessions <sup>2</sup>
Brinscall Village JFC	Chorley East	1 x Adult	Adult	0.5
		2 x Youth	11v11	1
Whittle Wanderers FC	Chorley East	1 x Youth	11v11	0.5
Freestyle Urban Soccer FC	Chorley Central	1 x Youth	9v9	0.5
		1 x Youth	11v11	0.5
		1 x Mini	5v5	0.5
Coppull United FC	Chorley Central	5 x Youth	11v11	2.5
Adlington JFC	Chorley Central	2 x Mini	5v5	1
Chorley FC	Chorley Central	2 x Mini	5v5	1
Astley & Buckshaw JFC	Chorley East	2 x Youth	11v11	1
	South Ribble Penwortham	2 x Mini	5v5	1
Lockstock Hall JFC	South Ribble Central	1 x Adult	Adult	0.5
	South Ribble Leyland	3 x Youth	9v9	1.5
	South Ribble Central	4 x Youth	11v11	2
	South Ribble Penwortham	3 x Mini	5v5	1.5
Penwortham Town FC	South Ribble Penwortham	5 x Youth	9v9	2.5
		1 x Youth	11v11	0.5

<sup>2</sup> Two teams require one pitch to account for playing on a home and away basis; therefore, 0.5 pitches can therefore be seen in the table where there is latent demand for one team.

## CENTRAL LANCASHIRE PLAYING PITCH ASSESSMENT

Club	Analysis area	Future demand (teams)	Pitch type required	Match equivalent sessions <sup>2</sup>
Kingsfold FC	South Ribble Penwortham	1 x Youth	9v9	0.5
Walmer Bridge FC	South Ribble Western Parishes	1 x Youth	9v9	0.5
	South Ribble Penwortham	1 x Mini	5v5	0.5
Ribble Wanderers FC	South Ribble Penwortham	2 x Mini	5v5	1
Ripon Red JFC	South Ribble Penwortham	2 x Mini	5v5	1
Chorley Wanderers FC	South Ribble Penwortham	1 x Mini	5v5	0.5
Pirates JFC	South Ribble Penwortham	1 x Mini	5v5	0.5
Croston JFC	South Ribble Penwortham	1 x Mini	5v5	0.5
Walton North End JFC	South Ribble Penwortham	1 x Mini	5v5	0.5
Fishwick Rangers FC	South Ribble Penwortham	1 x Mini	5v5	0.5
Bamber Bridge FC	South Ribble Eastern	1 x Adult	Adult	0.5
New Longton Rovers JFC	South Ribble Penwortham	2 x Mini	5v5	1
	South Ribble Western Parishes	1 x Youth	11v11	0.5
Longsands Lynx JFC	Preston North West	3 x Mini	5v5	1.5
Cadley FC	Preston North West	3 x Mini	5v5	1.5
Ribbleton FC	Preston South	4 x Mini	5v5	2
<b>Total</b>				<b>31.5</b>

The total future demand expressed amounts to 31.5 match equivalent sessions. It should be stated that, unless indicated otherwise, any future club aspirations for mini 5v5 teams from clubs playing in the Mid Lancashire Colts Junior Football League has been allocated to the South Ribble Penwortham Analysis Area as this will be the central venue (Penwortham Holme) for this age group for the start of the 2018/19.

The largest amount of future demand, in relation to pitch type, will be for mini 5v5 pitches, with clubs, collectively, planning an additional 33 future mini 5v5 teams equating to 16.5 match equivalent sessions per week which will need to be accommodated. Clubs report aspirations to create four additional adult teams, meaning an additional two match equivalent sessions will need to be supported. Additionally, clubs state aspirations for 18 youth 11v11 teams (nine match equivalent sessions) and 12 youth 9v9 teams equating to six match equivalent sessions.

It should be noted that both Springfields FC and Leyland BTR FC report aspirations to increase in participation; however, neither of them quantifies a specific number of teams.

# CENTRAL LANCASHIRE PLAYING PITCH ASSESSMENT

## Chorley

In total there is nine match equivalent sessions of club aspirational demand with Chorley which is separated between the East Analysis Area with three and the Central with six match equivalent sessions. Most of this demand (61%) is located on youth 11v11 pitch types.

## Preston

Preston has the least amount of anticipated future demand out of the three local authorities with five match equivalent sessions. All of this demand is based on mini 5v5 pitch types and is generated from three clubs Longsands Lynx JFC, Cadley FC and Ribbleton FC.

## South Ribble

South Ribble has the majority of anticipated future demand with 17.5 match equivalent sessions. As mentioned, this is due to most clubs across Central Lancashire having aspirations to increase at a mini 5v5 age group in combination with the South Ribble hosting the central venue for that age at Penwortham Holme (Mini pitches).

## Population increases

Team generation rates are used to calculate the number of teams likely to be generated in the future (2036) based on population growth. It is predicted that there will be a potential increase of one senior men's, 15 youth 11v11 boys', one youth 11v11 girls', two youth 9v9 boys' and two mini 7v7 teams across the Central Lancashire.

Table 2.12: Team generation rates (2036)

Age group	Current population within age group	Current no. of teams <sup>3</sup>	Team Generation Rate	Future population within age group	Predicted future number of teams (2036)	Additional teams that may be generated from the increased population
<b>Chorley</b>						
Senior Mens (16-45)	21,042	26	1:809	21,957	27	1
Senior Women (16-45)	20,331	1	1:20,331	20,980	1	0
Youth Boys (12-15)	2,551	55	1:46	3,066	66	11
Youth Girls (12-15)	2,349	7	1:336	2,868	8	1
Youth Boys (10-11)	1,409	35	1:40	1,504	37	2
Youth Girls (10-11)	1,268	4	1:317	1,396	4	0
Mini-Soccer Mixed (8-9)	2,659	37	1:72	2,851	39	2
Mini-Soccer Mixed (6-7)	2,692	30	1:90	2,765	30	0
<b>Preston</b>						
Senior Mens (16-45)	31,798	63	1:505	31,595	63	0
Senior Women (16-45)	29,799	6	1:4,967	28,025	6	0
Youth Boys (12-15)	3,113	37	1:84	3,354	39	2
Youth Girls (12-15)	2,973	8	1:372	3,223	8	0
Youth Boys (10-11)	1,700	25	1:68	1,682	25	0
Youth Girls (10-11)	1,646	5	1:329	1,585	5	0
Mini-Soccer Mixed (8-9)	3,542	35	1:101	3,244	32	0

<sup>3</sup> Age group team numbers differ from Table 2.6 as forecasts are based on age rather than playing format. U17 and U18 teams affiliate to their respective County FA as juniors, however, are generally considered to play on and require adult pitches and are considered by age boundaries to be in the adult age group

## CENTRAL LANCASHIRE PLAYING PITCH ASSESSMENT

Age group	Current population within age group	Current no. of teams <sup>3</sup>	Team Generation Rate	Future population within age group	Predicted future number of teams (2036)	Additional teams that may be generated from the increased population
Mini-Soccer Mixed (6-7)	3,733	31	1:120	3,214	27	0
<b>South Ribble</b>						
Senior Mens (16-45)	19,077	58	1:329	17,685	54	0
Senior Women (16-45)	19,418	5	1:3,884	17,918	5	0
Youth Boys (12-15)	2,414	41	1:59	2,580	43	2
Youth Girls (12-15)	2,417	4	1:604	2,541	4	0
Youth Boys (10-11)	1,244	28	1:44	1,238	28	0
Youth Girls (10-11)	1,222	5	1:244	1,212	5	0
Mini-Soccer Mixed (8-9)	2,607	45	1:61	2,399	40	0
Mini-Soccer Mixed (6-7)	2,691	20	1:135	2,322	17	0
<b>Central Lancashire</b>						<b>21</b>

### *Chorley*

Chorley is anticipated to have the largest predicted growth out of the three local authorities with a total of 17 teams, most of which (10 teams or 59%), is to be generated in the Central Analysis Area. In comparison the West Analysis Area, is predicted to increase by five teams, whereas, the East Analysis Area will see two teams. The youth boys (12-15) age group is to see the largest amount of predicated growth with 12 teams.

### *Preston*

In total TGRs in Preston are expected to create two teams; both of which are in the youth boys (12-15) age group. This demand will be split with one team in each the North West and South analysis areas.

### *South Ribble*

Similar to Preston, South Ribble will two teams created in the youth boys (12-15) age group. Both the Central and Penwortham analysis areas will see a predicated growth of one team each.

Notwithstanding the above, it must be noted that team generation rates are based exclusively on future population forecasts and do not account for societal factors or changes in the way people may wish to play sport. Similarly, they cannot account for specific targeted development work within certain areas or focused towards certain groups, such as NGB initiatives or coaching within schools. For example, there is a focus on developing female participation within Central Lancashire and nationally which, as mentioned previously, is likely to lead to more women's and girls' teams in the future and therefore increase demand for pitches.

### *SSE Wildcats Centres*

SSE Wildcats Centres work with County FA qualified coaches to deliver local weekly sessions, which provide opportunities for girls aged five to 11 to develop fundamental skills and experience football in a safe and fun environment. There are already 200 established centres which delivered the SSE Wildcats pilot in 2017, with a further 800 centres to be in place for 2018.

## CENTRAL LANCASHIRE PLAYING PITCH ASSESSMENT

As part of the expansion process, organisations extending beyond affiliated clubs to include other providers or community groups were invited to apply in late 2017 to become one of the new centres. All organisations delivering Wildcats centres receive a £900 start-up grant and 30 branded footballs in their first year of running the programme to help develop and increase girl's participation.

In light of FA aspirations to double female participation in football through its Game Changer strategy and the establishment and foreseen future effect of the SSE Wildcats programme, it is likely that the growth in affiliated women's and girl teams may exceed that shown through TGRs, however at present to what extent is not quantifiable.

### 2.4: Capacity analysis

The capacity for pitches to regularly provide for competitive play, training and other activity over a season is most often determined by quality. As a minimum, the quality and therefore the capacity of a pitch affect the playing experience and people's enjoyment. In extreme circumstances, it can result in the inability of a pitch to cater for all or certain types of play during peak and off peak times.

As a guide, The FA has set a standard number of matches that each grass pitch type should be able to accommodate without it adversely affecting its quality. Taking into consideration the guidelines on capacity, the following ratings were used across Central Lancashire:

Adult pitches		Youth pitches		Mini pitches	
Pitch quality	Matches per week	Pitch quality	Matches per week	Pitch quality	Matches per week
Good	3	Good	4	Good	6
Standard	2	Standard	2	Standard	4
Poor	1	Poor	1	Poor	2

Table 2.13 later applies the above pitch ratings against the actual level of weekly play recorded to determine a capacity rating as follows:

<b>Potential capacity</b>	Play is below the level the site could sustain
<b>At capacity</b>	Play matches the level the site can sustain
<b>Overused</b>	Play exceeds the level the site can sustain

### Education sites

To account for curricular/extra-curricular use of education pitches it is likely that use additional to recorded community use will need to be factored into the total current weekly usage. The only time this would not happen is when a school does not use its pitches at all and the sole use is community use. The extent of use added is typically dependent on the level of play, the number of pitches onsite and whether there is access to an AGP elsewhere onsite allowing rotation and protection of impact on grass pitches.

Table 2.13 shows community usage of available pitches. Where not overplayed as a result of community use, school sites are considered to have no spare capacity to accommodate further community use based on assumed curricular and extracurricular activity beyond the level of community use shown in Table 2.13. School sites which are available for community use but currently do not have any external use have been accredited one match equivalent session per week, per pitch, to indicate use for curricular and extracurricular activity as opposed to being completely unused.

## CENTRAL LANCASHIRE PLAYING PITCH ASSESSMENT

---

Tenure at school sites is generally considered to be unsecure given the nature of rental unless a formal community use or service level agreement (SLA) exists.

### ***Informal use***

A number of football pitches in the area are on open access sites. As such, these pitches are subject to informal use in the form of dog walkers, unorganised games of football and exercise groups. It must be noted, however, that informal use of these sites is not recorded and it is therefore difficult to quantify on a site-by-site basis. Instead, it is recommended that open access sites be protected through an improved maintenance regime.

### ***Peak time***

Across Central Lancashire peak time demand for adult football pitches is Saturday PM, whereas, peak time for mini 5v5 football is Saturday AM. All other youth and mini pitch formats have a peak time of Sunday morning, which negates any potential issues, such as kick-off time clashes on adult pitches which are over marked for junior and mini football, or child welfare issues at sites where there are not sufficient changing facilities to service all pitches, as junior and mini teams require exclusive changing and shower areas which need to be carefully coordinated and managed.



## CENTRAL LANCASHIRE PLAYING PITCH ASSESSMENT

Table 2.13: Football pitch capacity analysis

Site ID	Site name	Analysis area	Community use availability	Management	Security of tenure	Pitch type	Pitch size	No. of pitches	Agreed quality rating	Current play (MES)	Site capacity <sup>4</sup> (MES)	Capacity balance <sup>5</sup>	Comments
171	Albany Science College	Chorley Central	Yes	Education	Unsecure	Adult		1	Standard	0.5	2	1.5	Pitch has potential spare capacity.
171	Albany Science College	Chorley Central	Yes-unused	Education	Unsecure	Youth	(9v9)	1	Standard	1	2	1	Pitch has potential spare capacity.
172	Anderton Primary School	Chorley - Central	Yes-unused	Education	Unsecure	Mini	(7v7)	1	Poor	1	2	1	Pitch has potential spare capacity.
174	Astley Park	Chorley Central	Yes	Chorley Council	Secure	Adult		2	Poor	1	2	1	Pitches have potential spare capacity.
174	Astley Park	Chorley Central	Yes-unused	Chorley Council	Secure	Youth	(11v11)	2	Poor	0	2	2	Pitches have potential spare capacity.
174	Astley Park	Chorley Central	Yes-unused	Chorley Council	Secure	Youth	(9v9)	1	Poor	0	1	1	Pitch has potential spare capacity.
188	Charnock Richard Football Club (Mossie Park)	Chorley Central	Yes	Sports Club	Secure	Adult		2	Good	2.5	6	3.5	Pitches have potential spare capacity.
190	Chorley All Saints Primary Academy	Chorley Central	Yes	Education	Unsecure	Mini	(7v7)	2	Poor	1	4	3	Pitches have potential spare capacity.
195	Christ Church Charnock Richard Primary School	Chorley Central	Yes	Education	Unsecure	Mini	(5v5)	1	Poor	1.5	2	0.5	Pitch has potential spare capacity.
195	Christ Church Charnock Richard Primary School	Chorley Central	Yes	Education	Unsecure	Mini	(7v7)	1	Poor	1	2	1	Pitch has potential spare capacity.
198	Coppull United	Chorley Central	Yes	Sports Club	Secure	Adult		1	Good	2	3	1	Pitch has potential spare capacity.
200	Croston Sports Club	Chorley Central	Yes	Sports Club	Secure	Adult		1	Standard	2	2	-	Pitch is played to capacity.
210	Fairview Youth and Community Centre	Chorley Central	Yes-unused	Chorley Council	Secure	Mini	(5v5)	1	Standard	0	4	4	Pitch has potential spare capacity.
210	Fairview Youth and Community Centre	Chorley Central	Yes-unused	Chorley Council	Secure	Mini	(7v7)	1	Standard	0	4	4	Pitch has potential spare capacity.
211	Gillett Fields, Limbrick	Chorley Central	Yes-unused	Chorley Council	Secure	Adult		1	Poor	0	1	1	Pitch has potential spare capacity.
212	Gillibrand Playing Pitches	Chorley Central	Yes-unused	Chorley Council	Secure	Mini	(7v7)	1	Good	0	6	6	Pitch has potential spare capacity.
212	Gillibrand Playing Pitches	Chorley Central	Yes	Chorley Council	Secure	Youth	(9v9)	2	Good	2.5	8	5.5	Pitch has potential spare capacity.
217	Highfield Primary School	Chorley Central	Yes-unused	Education	Unsecure	Mini	(7v7)	1	Poor	1	2	1	Pitch has potential spare capacity.
220	Holy Cross High School	Chorley Central	Yes	Education	Unsecure	Youth	(11v11)	1	Standard	1.5	2	0.5	Pitch has potential spare capacity.
220	Holy Cross High School	Chorley Central	Yes	Education	Unsecure	Mini	(7v7)	1	Standard	1.5	4	2.5	Pitch has potential spare capacity.
222	Jubilee Playing Pitches	Chorley Central	Yes	Chorley Council	Secure	Youth	(11v11)	2	Standard	1	4	3	Pitches have potential spare capacity.
223	King George V Field	Chorley Central	Yes	Chorley Council	Secure	Mini	(5v5)	2	Poor	2	4	2	Pitches have potential spare capacity.
223	King George V Field	Chorley Central	Yes	Chorley Council	Secure	Mini	(7v7)	2	Poor	1.5	4	2.5	Pitches have potential spare capacity.
223	King George V Field	Chorley Central	Yes	Chorley Council	Secure	Youth	(11v11)	1	Poor	0.5	1	0.5	Pitch has potential spare capacity.
223	King George V Field	Chorley Central	Yes	Chorley Council	Secure	Youth	(9v9)	2	Poor	2	2	-	Pitch is played to capacity.
229	Parklands High School	Chorley Central	Yes-unused	Education	Unsecure	Youth	(11v11)	1	Standard	1	2	1	Pitch has potential spare capacity.
229	Parklands High School	Chorley Central	Yes-unused	Education	Unsecure	Youth	(9v9)	1	Standard	1	2	1	Pitch has potential spare capacity.
232	Southlands High School	Chorley Central	Yes	Education	Unsecure	Youth	(11v11)	2	Poor	3	2	-1	Pitches are overplayed by one match equivalent sessions per week.
232	Southlands High School	Chorley Central	Yes	Education	Unsecure	Youth	(9v9)	2	Poor	3	2	-1	Pitches are overplayed by one match equivalent sessions per week.
237	St Michael's CE High School	Chorley Central	Yes- unused	Education	Unsecure	Adult		3	Standard	3	6	3	Pitches have potential spare capacity.

<sup>4</sup> Based on pitch quality The FA recommends a maximum number of match equivalent sessions to be accommodate per pitch type. Please refer to Section 2.4 for the full breakdown.

<sup>5</sup> Red indicates overplay, green indicates potential spare capacity and amber indicates at capacity.

**CENTRAL LANCASHIRE  
PLAYING PITCH ASSESSMENT**

Site ID	Site name	Analysis area	Community use availability	Management	Security of tenure	Pitch type	Pitch size	No. of pitches	Agreed quality rating	Current play (MES)	Site capacity <sup>4</sup> (MES)	Capacity balance <sup>5</sup>	Comments
243	Victory Park - Chorley FC	Chorley Central	Yes	Sports Club	Secure	Adult		1	Good	2	3	1	Pitch has potential spare capacity.
248	Wigan Lane Playing Field	Chorley Central	Yes	Chorley Council	Secure	Youth	(11v11)	1	Poor	1	1	-	Pitch is played to capacity.
257	St Josephs Catholic Primary School	Chorley Central	Yes	Education	Unsecure	Mini	(5v5)	1	Poor	0.5	2	1.5	Pitch has potential spare capacity.
257	St Josephs Catholic Primary School	Chorley Central	Yes	Education	Unsecure	Mini	(7v7)	1	Poor	1	2	1	Pitch has potential spare capacity.
258	Charnock Richard Football Club (Mossie Close)	Chorley Central	Yes	Sports Club	Secure	Youth	(11v11)	1	Good	1	4	3	Pitch has potential spare capacity.
258	Charnock Richard Football Club (Mossie Close)	Chorley Central	Yes	Sports Club	Secure	Youth	(9v9)	1	Standard	1	2	1	Pitch has potential spare capacity.
262	Coppull Primary School	Chorley Central	Yes-unused	Education	Unsecure	Youth	(9v9)	1	Poor	1	1	-	Pitch is played to capacity.
265	Adlington St Pauls C of E Primary School	Chorley Central	Yes-unused	Education	Unsecure	Mini	(7v7)	1	Poor	1	2	1	Pitch has potential spare capacity.
269	Rivington and Blackrod high school (upper School)	Chorley Central	Yes	Education	Unsecure	Youth	(11v11)	2	Standard	3	4	1	Pitches have potential spare capacity.
269	Rivington and Blackrod high school (upper School)	Chorley Central	Yes	Education	Unsecure	Youth	(9v9)	1	Standard	3	2	-1	Pitch is overplayed by one match equivalent sessions per week.
180	Brinscall St John Primary School	Chorley East	Yes	Education	Unsecure	Mini	(7v7)	1	Standard	2	2	-	Pitch is played to capacity.
181	Brinscall Village Junior Football Club	Chorley East	Yes	Sports Club	Secure	Adult		1	Standard	1	2	1	Pitch has potential spare capacity.
184	Buckshaw Village Community Association	Chorley East	Yes	Community Organisation	Secure	Adult		1	Standard	1.5	2	0.5	Pitch has potential spare capacity.
184	Buckshaw Village Community Association	Chorley East	Yes	Community Organisation	Secure	Youth	(11v11)	1	Standard	4	2	-2	Pitch is overplayed by one match equivalent sessions per week.
213	Great Green's Lane Playing Pitch	Chorley East	Yes	Chorley Council	Secure	Youth	(9v9)	1	Standard	0.5	2	1.5	Pitch has potential spare capacity.
218	Hoghton Village Hall	Chorley East	Yes-unused	Sports Club	Secure	Mini	(7v7)	1	Standard	0	4	4	Pitch has potential spare capacity.
228	Monks Drive	Chorley East	Yes-unused	Lancashire County Council	Secure	Youth	(9v9)	1	Standard	0	2	2	Pitch has potential spare capacity.
231	Sandy Lane, Brinscall (BWARA)	Chorley East	Yes	Sports Club	Secure	Youth	(9v9)	1	Standard	2	2	-	Pitch is played to capacity.
247	Whittle-le-Woods FC	Chorley East	Yes	Sports Club	Secure	Youth	(11v11)	1	Good	0.5	4	3.5	Pitch has potential spare capacity.
263	Brindle Gregson Lane Primary School	Chorley East	Yes-unused	Education	Unsecure	Youth	(9v9)	1	Standard	1	2	1	Pitch has potential spare capacity.
266	Clayton Brook Primary School	Chorley East	Yes-unused	Education	Unsecure	Mini	(7v7)	1	Poor	1	2	1	Pitch has potential spare capacity.
267	Clayton-le-woods C of E Primary School	Chorley East	Yes-unused	Education	Unsecure	Mini	(7v7)	1	Poor	1	2	1	Pitch has potential spare capacity.
268	Clayton-le-woods Manor Road Primary School	Chorley East	Yes-unused	Education	Unsecure	Youth	(9v9)	1	Poor	1	1	-	Pitch is played to capacity.
277	Abbey Village (BVJFC)	Chorley East	Yes	Private	Unsecure	Youth	(11v11)	1	Poor	2	1	-1	Pitch is overplayed by one match equivalent sessions per week.
175	Astley Village Playing Field	Chorley West	Yes-unused	Parish Council	Secure	Adult		1	Standard	0	2	2	Pitch has potential spare capacity.
177	Bishop Rawstorne C of E Language College	Chorley West	Yes	Education	Unsecure	Youth	(11v11)	3	Standard	1.5	6	4.5	Pitches have potential spare capacity.
179	Bretherton Recreation Ground	Chorley West	Yes-unused	Parish Council	Secure	Mini	(7v7)	1	Poor	0	2	2	Pitch has potential spare capacity.
179	Bretherton Recreation Ground	Chorley West	Yes	Parish Council	Secure	Youth	(9v9)	1	Poor	1.5	1	-0.5	Pitch is overplayed by 0.5 match equivalent sessions per week.

**CENTRAL LANCASHIRE  
PLAYING PITCH ASSESSMENT**

Site ID	Site name	Analysis area	Community use availability	Management	Security of tenure	Pitch type	Pitch size	No. of pitches	Agreed quality rating	Current play (MES)	Site capacity <sup>4</sup> (MES)	Capacity balance <sup>5</sup>	Comments
183	Buckshaw Primary School, Chancery Road	Chorley West	Yes-unused	Education	Unsecure	Mini	(7v7)	1	Standard	1	4	3	Pitch has potential spare capacity.
185	Buckshaw Village Trinity CofE Primary School	Chorley West	Yes-unused	Education	Unsecure	Mini	(7v7)	1	Standard	1	4	3	Pitch has potential spare capacity.
186	Chancery Road Pony Field (Derian House)	Chorley West	Yes-unused	Community Organisation	Secure	Mini	(7v7)	3	Standard	0	12	12	Pitches have potential spare capacity.
206	Eccleston Recreation Ground	Chorley West	Yes	Parish Council	Secure	Adult		2	Standard	4	4	-	Pitches are played to capacity.
206	Eccleston Recreation Ground	Chorley West	Yes-unused	Parish Council	Secure	Mini	(7v7)	1	Standard	0	4	4	Pitch has potential spare capacity.
207	Eccleston St Mary's C E Primary School	Chorley West	Yes	Education	Unsecure	Youth	(9v9)	1	Standard	2	2	-	Pitch is played to capacity.
214	Greenside Recreation Field	Chorley West	Yes	Parish Council	Secure	Mini	(5v5)	1	Standard	1.5	4	2.5	Pitch has potential spare capacity.
214	Greenside Recreation Field	Chorley West	Yes	Parish Council	Secure	Mini	(7v7)	1	Standard	1	4	3	Pitch has potential spare capacity.
214	Greenside Recreation Field	Chorley West	Yes	Parish Council	Secure	Youth	(9v9)	1	Standard	1.5	2	0.5	Pitch has potential spare capacity.
221	Jim Fowlers Memorial Ground (Euxton Villa FC)	Chorley West	Yes	Sports Club	Secure	Adult		2	Standard	6	4	-2	Pitches are overplayed by two match equivalent session per week.
221	Jim Fowlers Memorial Ground (Euxton Villa FC)	Chorley West	Yes	Sports Club	Secure	Mini	(7v7)	1	Poor	7.5	2	-5.5	Pitch is overplayed by 5.5 match equivalent sessions per week.
221	Jim Fowlers Memorial Ground (Euxton Villa FC)	Chorley West	Yes	Sports Club	Secure	Youth	(9v9)	1	Poor	2.5	1	-1.5	Pitch is overplayed by 1.5 match equivalent sessions per week.
242	Twin Lakes, Croston	Chorley West	Yes-unused	Parish Council	Secure	Youth	(9v9)	1	Poor	0	1	1	Pitch has potential spare capacity.
1	Archbishop Temple High School	Preston North East	Yes-unused	Education	Unsecure	Youth	(11v11)	1	Poor	1	1	-	Pitch is played to capacity.
6	Barton St Lawrence C of E Primary School	Preston North East	Yes-unused	Education	Unsecure	Mini	(7v7)	2	Standard	2	8	6	Pitches have potential spare capacity.
13	Corpus Christi Catholic High School	Preston North East	Yes	Education	Unsecure	Youth	(11v11)	1	Standard	0.5	2	1.5	Pitch has potential spare capacity.
22	Goosnargh Village Football Club	Preston North East	Yes-unused	Sports Club	Secure	Adult		1	Poor	0	1	1	Pitch has potential spare capacity.
40	Kennington Primary School	Preston North East	Yes-unused	Education	Unsecure	Youth	(9v9)	2	Standard	2	4	2	Pitches have potential spare capacity.
79	Sherwood Park	Preston North East	Yes	Preston City Council	Secure	Mini	(7v7)	1	Poor	2.5	2	-0.5	Pitch is overplayed by 0.5 match equivalent sessions per week.
79	Sherwood Park	Preston North East	Yes	Preston City Council	Secure	Youth	(11v11)	1	Poor	2	1	-1	Pitch is overplayed by one match equivalent sessions per week.
79	Sherwood Park	Preston North East	Yes	Preston City Council	Secure	Youth	(9v9)	1	Poor	1	1	-	Pitch is played to capacity.
2	Ashton Community Science College	Preston North West	No	Education	Unsecure	Youth	(11v11)	2	Poor	2	2	-	Pitches are played to capacity.
8	Broughton Business Enterprise College & high school	Preston North West	Yes-unused	Education	Unsecure	Youth	(11v11)	3	Standard	3	6	3	Pitches have potential spare capacity.
12	Conway Drive	Preston North West	Yes	Sports Club	Secure	Adult		1	Good	2.5	3	0.5	Pitch has potential spare capacity.
12	Conway Drive	Preston North West	Yes	Sports Club	Secure	Mini	(7v7)	1	Good	4	6	2	Pitch has potential spare capacity.
12	Conway Drive	Preston North West	Yes	Sports Club	Secure	Youth	(9v9)	2	Good	2	8	6	Pitches have potential spare capacity.
19	Fulwood Academy	Preston North West	Yes	Education	Unsecure	Youth	(11v11)	1	Good	1	4	3	Pitch has potential spare capacity.
19	Fulwood Academy	Preston North West	Yes	Education	Unsecure	Youth	(9v9)	2	Good	2	8	6	Pitches have potential spare capacity.

**CENTRAL LANCASHIRE  
PLAYING PITCH ASSESSMENT**

Site ID	Site name	Analysis area	Community use availability	Management	Security of tenure	Pitch type	Pitch size	No. of pitches	Agreed quality rating	Current play (MES)	Site capacity <sup>4</sup> (MES)	Capacity balance <sup>5</sup>	Comments
20	Fulwood Amateurs Association Football Club	Preston North West	Yes	Sports Club	Secure	Adult		1	Standard	3	2	-1	Pitch is overplayed by one match equivalent session per week.
41	King George V Playing Field, Broughton Village	Preston North West	Yes-unused	Preston City Council	Secure	Adult		1	Poor	0	1	1	Pitch has potential spare capacity.
46	Mill Lane Playing Field	Preston North West	Yes	Preston City Council	Secure	Adult		1	Poor	1	1	-	Pitch is played to capacity.
50	Our Lady & St. Edward's Catholic Primary School	Preston North West	No	Education	Unsecure	Mini	(7v7)	1	Poor	1	2	1	Pitch has potential spare capacity.
51	Our Ladys RC High School	Preston North West	Yes-unused	Education	Unsecure	Youth	(11v11)	2	Poor	2	2	-	Pitches are played to capacity.
51	Our Ladys RC High School	Preston North West	Yes-unused	Education	Unsecure	Youth	(9v9)	1	Poor	1	1	-	Pitch is played to capacity.
59	Preston Sports Arena (UCLAN)	Preston North West	Yes	Education	Unsecure	Adult		6	Good	28.5	18	-10.5	Pitches are overplayed by 10.5 match equivalent sessions per week.
59	Preston Sports Arena (UCLAN)	Preston North West	Yes	Education	Unsecure	Youth	(9v9)	1	Good	5	4	-1	Pitch is overplayed by one match equivalent sessions per week.
66	Springfields Sports Ground	Preston North West	No	Sports Club	Secure	Adult		3	Good	-	9	-	Pitches are used for elite levels of football training.
76	Station Lane	Preston North West	Yes	Preston City Council	Secure	Adult		1	Poor	0.5	1	0.5	Pitch has potential spare capacity.
77	Tanterton Playing Fields	Preston North West	Yes	Preston City Council	Secure	Adult		2	Poor	0.5	2	1.5	Pitches have potential spare capacity.
3	Ashton Park	Preston South	Yes-unused	Preston City Council	Secure	Youth	(11v11)	4	Poor	0	4	4	Pitches have potential spare capacity.
3	Ashton Park	Preston South	Yes	Preston City Council	Secure	Youth	(9v9)	4	Poor	1	4	3	Pitches have potential spare capacity.
5	BAC/EE	Preston South	Yes	Private	Secure	Adult		1	Standard	2	2	-	Pitch is played to capacity.
5	BAC/EE	Preston South	Yes	Private	Secure	Adult		1	Poor	1	1	-	Pitch is played to capacity.
11	Christ the King Catholic High School	Preston South	Yes-unused	Education	Unsecure	Adult		1	Poor	1	1	-	Pitch is played to capacity.
11	Christ the King Catholic High School	Preston South	Yes	Education	Unsecure	Youth	(11v11)	1	Poor	1	1	-	Pitch is played to capacity.
11	Christ the King Catholic High School	Preston South	Yes	Education	Unsecure	Youth	(9v9)	2	Poor	0.5	2	1.5	Pitches have potential spare capacity.
16	Fishwick Recreation Ground (London Road)	Preston South	Yes	Preston City Council	Secure	Adult		1	Standard	2.5	2	-0.5	Pitch is overplayed by 0.5 match equivalent sessions per week.
17	Frenchwood Recreation Ground	Preston South	Yes	Preston City Council	Secure	Adult		2	Poor	0.5	2	1.5	Pitches have potential spare capacity.
42	Lea Community Primary School	Preston South	Yes-unused	Education	Unsecure	Youth	(9v9)	1	Standard	1	2	1	Pitch has potential spare capacity.
48	Moor Park	Preston South	Yes	Preston City Council	Secure	Adult		6	Standard	3	12	9	Pitches have potential spare capacity.
58	Preston North End Football Club	Preston South	Yes	Sports Club	Secure	Adult		1	Good	0.5	3	2.5	Pitch has potential spare capacity.
63	Ribbleton Park	Preston South	Yes	Preston City Council	Secure	Adult		1	Standard	3.5	2	-1.5	Pitch is overplayed by 1.5 match equivalent sessions per week.
63	Ribbleton Park	Preston South	Yes	Preston City Council	Secure	Mini	(7v7)	1	Standard	4.5	4	-0.5	Pitch is overplayed by 0.5 match equivalent sessions per week.
63	Ribbleton Park	Preston South	Yes	Preston City Council	Secure	Youth	(9v9)	1	Standard	1	2	1	Pitch has potential spare capacity.
71	St Teresa's Catholic Primary School	Preston South	Yes	Education	Unsecure	Mini	(7v7)	1	Standard	2.5	4	1.5	Pitch has potential spare capacity.

**CENTRAL LANCASHIRE  
PLAYING PITCH ASSESSMENT**

Site ID	Site name	Analysis area	Community use availability	Management	Security of tenure	Pitch type	Pitch size	No. of pitches	Agreed quality rating	Current play (MES)	Site capacity <sup>4</sup> (MES)	Capacity balance <sup>5</sup>	Comments
264	St Bernard Catholic Primary School	Preston South	No	Education	Unsecure	Youth	(9v9)	1	Poor	1	1	-	Pitch is played to capacity.
274	Longridge High School	Preston (Outside)	Yes-unused	Education	Unsecure	Mini	(7v7)	1	Poor	1	2	1	Pitch has potential spare capacity.
274	Longridge High School	Preston (Outside)	Yes-unused	Education	Unsecure	Youth	(9v9)	2	Poor	2	2	-	Pitches are played to capacity.
120	Lostock Hall Academy	South Ribble Central	Yes	Education	Unsecure	Youth	(11v11)	2	Poor	2	4.5	-2.5	Pitches are overplayed by 2.5 match equivalent sessions per week.
120	Lostock Hall Academy	South Ribble Central	Yes	Education	Unsecure	Youth	(9v9)	2	Poor	2	0.5	1.5	Pitch has potential spare capacity.
121	Lostock Hall Community Primary School	South Ribble Central	Yes	Education	Unsecure	Mini	(7v7)	1	Poor	4.5	2	-1.5	Pitch is overplayed by 1.5 match equivalent sessions per week.
157	Tardy Gate Playing Field	South Ribble Central	Yes	South Ribble Borough Council	Secure	Adult		1	Poor	2	1	-1	Pitch is overplayed by one match equivalent sessions per week.
163	Watering Pool Lane Playing Fields/St Cuthbert's Playing Field	South Ribble Central	Yes	South Ribble Borough Council	Secure	Mini	(7v7)	2	Poor	1	4	3	Pitch has potential spare capacity.
254	BTR Recreation Ground	South Ribble Central	Yes	Sports Club	Secure	Adult		2	Standard	0.5	4	3.5	Pitches have potential spare capacity.
88	Bamber Bridge FC (QED Stadium)	South Ribble Eastern	Yes	Sports Club	Secure	Adult		1	Standard	1.5	2	0.5	Pitch has potential spare capacity.
100	Gregson Lane	South Ribble Eastern	Yes	South Ribble Borough Council	Secure	Adult		1	Good	0.5	3	2.5	Pitch has potential spare capacity.
103	Higher Walton Primary School	South Ribble Eastern	Yes-unused	Education	Unsecure	Mini	(7v7)	1	Standard	1	2	1	Pitch has potential spare capacity.
104	Holland House Road Playing Field	South Ribble Eastern	Yes	South Ribble Borough Council	Secure	Youth	(11v11)	1	Poor	0.5	1	0.5	Pitch has potential spare capacity.
105	Holme Playing Field	South Ribble Eastern	Yes	South Ribble Borough Council	Secure	Adult		1	Poor	0.5	1	0.5	Pitch has potential spare capacity.
110	King George V Playing Field, Higher Walton	South Ribble Eastern	Yes	South Ribble Borough Council	Secure	Adult		1	Poor	1	1	-	Pitch is played to capacity.
110	King George V Playing Field, Higher Walton	South Ribble Eastern	Yes	South Ribble Borough Council	Secure	Youth	(11v11)	1	Poor	1	1	-	Pitch is played to capacity.
123	Lostock St Gerards FC	South Ribble Eastern	Yes	Sports Club	Secure	Adult		1	Standard	3	2	-1	Pitch is overplayed by one match equivalent sessions per week.
145	Queen Victoria Ground (Walton-Le-Dale)	South Ribble Eastern	Yes	Community Organisation	Secure	Mini	(7v7)	1	Poor	2	2	-	Pitch is played to capacity.
145	Queen Victoria Ground (Walton-Le-Dale)	South Ribble Eastern	Yes	Community Organisation	Secure	Youth	(9v9)	1	Poor	1.5	1	-0.5	Pitch is overplayed by 0.5 match equivalent sessions per week.
161	Walton-Le-Dale Arts College and High School	South Ribble Eastern	Yes	Education	Unsecure	Mini	(7v7)	2	Poor	2	4	2	Pitches have potential spare capacity.
161	Walton-Le-Dale Arts College and High School	South Ribble Eastern	Yes	Education	Unsecure	Youth	(11v11)	3	Poor	1.5	3	1.5	Pitches have potential spare capacity.
162	Walton-Le-Dale Primary School	South Ribble Eastern	No	Education	Unsecure	Mini	(7v7)	1	Poor	1	2	1	Pitch has potential spare capacity.
166	Withy Grove Park	South Ribble Eastern	Yes-unused	South Ribble Borough Council	Secure	Adult		1	Poor	0	1	1	Pitch has potential spare capacity.

**CENTRAL LANCASHIRE  
PLAYING PITCH ASSESSMENT**

Site ID	Site name	Analysis area	Community use availability	Management	Security of tenure	Pitch type	Pitch size	No. of pitches	Agreed quality rating	Current play (MES)	Site capacity <sup>4</sup> (MES)	Capacity balance <sup>5</sup>	Comments
166	Withy Grove Park	South Ribble Eastern	Yes-unused	South Ribble Borough Council	Secure	Youth	(9v9)	1	Poor	0	1	1	Pitch has potential spare capacity.
271	St Mary's & St Benedicts RC Primary School	South Ribble Eastern	No	Education	Unsecure	Youth	(11v11)	2	Poor	1	2	1	Pitches have potential spare capacity.
87	Balshaw's C of E High School	South Ribble Leyland	Yes	Education	Unsecure	Adult		2	Poor	2	2	-	Pitches are played to capacity.
87	Balshaw's C of E High School	South Ribble Leyland	Yes	Education	Unsecure	Youth	(11v11)	2	Poor	2	2	-	Pitches are played to capacity.
87	Balshaw's C of E High School	South Ribble Leyland	Yes	Education	Unsecure	Youth	(9v9)	2	Poor	2	1.5	0.5	Pitch has potential spare capacity.
99	Fox Lane Sports Club	South Ribble Leyland	Yes	Sports Club	Secure	Mini	(7v7)	2	Standard	4	8	4	Pitches have potential spare capacity.
115	Lancashire County Football Association Headquarters	South Ribble Leyland	Yes	LFA	Secure	Adult		1	Good	2.5	3	0.5	Pitch has potential spare capacity.
116	Leyland Methodist Junior School	South Ribble Leyland	No	Education	Unsecure	Mini	(7v7)	1	Poor	1	2	1	Pitch has potential spare capacity.
127	Moss Side Primary	South Ribble Leyland	Yes-unused	Education	Unsecure	Mini	(7v7)	2	Standard	2	4	2	Pitches have potential spare capacity.
134	Northbrook Primary School	South Ribble Leyland	Yes-unused	Education	Unsecure	Mini	(7v7)	1	Standard	1	2	1	Pitch has potential spare capacity.
151	St Mary's Catholic high school & College	South Ribble Leyland	Yes	Education	Unsecure	Youth	(11v11)	2	Poor	0.5	2	1.5	Pitches have potential spare capacity.
151	St Mary's Catholic high school & College	South Ribble Leyland	Yes	Education	Unsecure	Youth	(9v9)	1	Poor	1	1	-	Pitch is played to capacity.
153	St Mary's Roman Catholic Primary School	South Ribble Leyland	Yes	Education	Unsecure	Mini	(7v7)	1	Standard	1.5	2	0.5	Pitch has potential spare capacity.
164	Wellfield Business and Enterprise College & high school	South Ribble Leyland	Yes-unused	Education	Unsecure	Youth	(11v11)	2	Standard	2	4	2	Pitches have potential spare capacity.
167	Woodlea Junior School	South Ribble Leyland	Yes	Education	Unsecure	Youth	(11v11)	1	Poor	0.5	1	0.5	Pitch has potential spare capacity.
167	Woodlea Junior School	South Ribble Leyland	Yes	Education	Unsecure	Youth	(9v9)	1	Poor	1	1	-	Pitch is played to capacity.
168	Worden Park	South Ribble Leyland	Yes	South Ribble Borough Council	Secure	Adult		7	Poor	5	7	2	Pitches have potential spare capacity.
168	Worden Park	South Ribble Leyland	Yes	South Ribble Borough Council	Secure	Youth	(9v9)	3	Poor	4	3	-1	Pitches are overplayed by one match equivalent sessions per week.
168	Worden Park	South Ribble Leyland	Yes	South Ribble Borough Council	Secure	Mini	(7v7)	2	Poor	0	4	4	Pitches have potential spare capacity.
169	Worden Sports College	South Ribble Leyland	Yes	Education	Unsecure	Adult		1	Standard	0.5	2	1.5	Pitch has potential spare capacity.
169	Worden Sports College	South Ribble Leyland	Yes	Education	Unsecure	Youth	(11v11)	2	Standard	0.5	4	3.5	Pitch has potential spare capacity.
169	Worden Sports College	South Ribble Leyland	Yes	Education	Unsecure	Youth	(9v9)	1	Standard	0.5	2	1.5	Pitch has potential spare capacity.
85	All Hallows Catholic High School	South Ribble Penwortham	Yes	Education	Unsecure	Youth	(11v11)	3	Poor	4	3	-1	Pitch is overplayed by one match equivalent sessions per week.
85	All Hallows Catholic High School	South Ribble Penwortham	Yes	Education	Unsecure	Youth	(9v9)	1	Poor	0.5	1	0.5	Pitch has potential spare capacity.
90	Cardinal Newman College (Off Site Playing Fields) Factory Lane	South Ribble Penwortham	Yes	Education	Unsecure	Adult		2	Good	2.5	6	3.5	Pitches have potential spare capacity.
90	Cardinal Newman College (Off Site Playing Fields) Factory Lane	South Ribble Penwortham	Yes	Education	Unsecure	Adult		2	Poor	0	2	2	Pitches have potential spare capacity.

**CENTRAL LANCASHIRE  
PLAYING PITCH ASSESSMENT**

Site ID	Site name	Analysis area	Community use availability	Management	Security of tenure	Pitch type	Pitch size	No. of pitches	Agreed quality rating	Current play (MES)	Site capacity <sup>4</sup> (MES)	Capacity balance <sup>5</sup>	Comments
107	Hurst Grange Park	South Ribble Penwortham	Yes-unused	South Ribble Borough Council	Secure	Youth	(9v9)	1	Poor	0	1	1	Pitch has potential spare capacity.
112	Kingsfold Drive Playing Fields	South Ribble Penwortham	Yes	South Ribble Borough Council	Secure	Adult		1	Poor	0.5	1	0.5	Pitch has potential spare capacity.
136	Penwortham Broad Oak Primary School	South Ribble Penwortham	Yes	Education	Unsecure	Youth	(9v9)	1	Poor	0.5	1	0.5	Pitch has potential spare capacity.
138	Penwortham Holme (Mini Pitches)	South Ribble Penwortham	Yes-unused	South Ribble Borough Council	Secure	Mini	(5v5)	20	Poor	-	-	40	Pitches have potential spare capacity.
159	Vernon Carus Sports & Social Club	South Ribble Penwortham	Yes	Sports Club	Secure	Adult		1	Standard	2	2	-	Pitch is played to capacity.
253	Queensway Playing Field	South Ribble Penwortham	Yes	South Ribble Borough Council	Secure	Youth	(9v9)	1	Poor	1	1	-	Pitch is played to capacity.
256	Penwortham Priory Academy	South Ribble Penwortham	Yes-unused	Education	Unsecure	Youth	(11v11)	3	Standard	1	6	5	Pitches have potential spare capacity.
256	Penwortham Priory Academy	South Ribble Penwortham	Yes	Education	Unsecure	Mini	(7v7)	1	Standard	2	4	2	Pitch has potential spare capacity.
256	Penwortham Priory Academy	South Ribble Penwortham	Yes	Education	Unsecure	Youth	(9v9)	1	Standard	1.5	2	0.5	Pitch has potential spare capacity.
256	Penwortham Priory Academy	South Ribble Penwortham	No-disused	Education	Unsecure	Youth	(9v9)	1	Poor	-	1	1	Pitch has potential spare capacity.
270	St Marys Magdalen's Primary school	South Ribble Penwortham	Yes	Education	Unsecure	Mini	(7v7)	1	Poor	1.5	4	0.5	Pitch has potential spare capacity.
45	Longton Victory Memorial Ground	South Ribble Western Parishes	Yes	Sports Club	Secure	Adult		1	Poor	0.5	1	0.5	Pitch has potential spare capacity.
86	All Saints' Church of England Primary School	South Ribble Western Parishes	Yes	Education	Unsecure	Mini	(7v7)	1	Poor	1	2	1	Pitch has potential spare capacity.
109	Hutton Playing Field	South Ribble Western Parishes	Yes	South Ribble Borough Council	Secure	Youth	(11v11)	1	Standard	0.5	1	0.5	Pitch has potential spare capacity.
114	Lancashire Constabulary Training Headquarters, Hutton	South Ribble Western Parishes	Yes	Private	Secure	Youth	(11v11)	1	Poor	4.5	1	-3.5	Pitch is overplayed by 3.5 match equivalent sessions per week.
114	Lancashire Constabulary Training Headquarters, Hutton	South Ribble Western Parishes	Yes	Private	Secure	Youth	(9v9)	2	Poor	0.5	2	1.5	Pitches have potential spare capacity.
114	Lancashire Constabulary Training Headquarters, Hutton	South Ribble Western Parishes	Yes	Private	Secure	Mini	(7v7)	4	Poor	1.5	8	6.5	Pitches have potential spare capacity.
118	Longton Primary School	South Ribble Western Parishes	No	Education	Unsecure	Mini	(7v7)	1	Poor	1	2	2	Pitch has potential spare capacity.
119	Longton Playing Field	South Ribble Western Parishes	Yes	South Ribble Borough Council	Secure	Youth	(11v11)	1	Poor	1	1	-	Pitch is played to capacity.
129	Much Hoole Playing Field	South Ribble Western Parishes	Yes	South Ribble Borough Council	Secure	Adult		1	Poor	1	1	-	Pitch is played to capacity.
131	New Longton Sports & Social Club	South Ribble Western Parishes	Yes	South Ribble Borough Council	Secure	Adult		1	Poor	1.5	1	-0.5	Pitch is overplayed by 0.5 match equivalent sessions per week.

**CENTRAL LANCASHIRE  
PLAYING PITCH ASSESSMENT**

Site ID	Site name	Analysis area	Community use availability	Management	Security of tenure	Pitch type	Pitch size	No. of pitches	Agreed quality rating	Current play (MES)	Site capacity <sup>4</sup> (MES)	Capacity balance <sup>5</sup>	Comments
132	New Longton Village Hall	South Ribble Western Parishes	Yes	Parish Council	Secure	Mini	(7v7)	1	Poor	1	2	1	Pitch has potential spare capacity.
132	New Longton Village Hall	South Ribble Western Parishes	Yes	Parish Council	Secure	Youth	(9v9)	1	Poor	1	1	-	Pitch is played to capacity.
158	Dob Lane Playing Fields, Walmer Bridge	South Ribble Western Parishes	Yes-unused	Sports Club	Secure	Mini	(7v7)	2	Poor	0.5	4	3.5	Pitch has potential spare capacity.
160	Walmer Bridge Village Hall	South Ribble Western Parishes	Yes	Community Organisation	Secure	Mini	(7v7)	1	Poor	0.5	2	1.5	Pitch has potential spare capacity.
275	Richard Holmes Memorial Ground	South Ribble Western Parishes	Yes	Sports Club	Secure	Adult		1	Standard	1.5	2	0.5	Pitch has potential spare capacity.
275	Richard Holmes Memorial Ground	South Ribble Western Parishes	Yes	Sports Club	Secure	Youth	(9v9)	1	Standard	1	2	1	Pitch has potential spare capacity.



# CENTRAL LANCASHIRE PLAYING PITCH ASSESSMENT

## 2.5: Supply and demand analysis

Having considered supply and demand, the tables below identify the overall capacity in each of the analysis areas for the different pitch types, based on match equivalent sessions. Future demand is based on Team Generation Rates (TGRs) which are driven by population increases as well as club development plans.

### Adult pitch supply and demand analysis

Table 2.14: Supply/demand balance of adult pitches

Local authority	Analysis area	Actual spare capacity <sup>6</sup>	Demand (match equivalent sessions)			
			Overplay	Current total	Future demand	Future total
Chorley	Central	1	-	1	0.5	0.5
	East	2	-	2	0.5	1.5
	West	1	2	-1	-	-1
	<b>Total</b>	<b>4</b>	<b>2</b>	<b>2</b>	<b>1</b>	<b>1</b>
Preston	North East	-	-	-	-	-
	North West	1	11.5	-10.5	-	-10.5
	South	6	2	4	-	4
	<b>Total</b>	<b>7</b>	<b>13.5</b>	<b>-6.5</b>	<b>-</b>	<b>-6.5</b>
South Ribble	Central	1.5	1	0.5	0.5	-
	Eastern	1	1	-	0.5	-0.5
	Leyland	-	-	-	-	-
	Penwortham	2	-	2	-	2
	Western Parishes	-	0.5	-0.5	-	-0.5
	<b>Total</b>	<b>4.5</b>	<b>2.5</b>	<b>2</b>	<b>1</b>	<b>1</b>
<b>Central Lancashire</b>		<b>15.5</b>	<b>18</b>	<b>-2.5</b>	<b>2</b>	<b>-4.5</b>

#### Chorley

Across Chorley this is overall current spare capacity of two match equivalent sessions per week, although the West Analysis Area overplayed. When considering reported future growth of clubs and TGRs spare capacity remains, however, it decreases to one match equivalent sessions per week.

#### Preston

There is a current shortfall of 6.5 match equivalent sessions in Preston with substantial overplay located in the North West Analysis Area. Conversely there is spare capacity of four match equivalent sessions located in the South area. The shortfall remains the same when factoring in future demand from both TGRs and club aspirational growth.

<sup>6</sup> In match equivalent sessions per week

## CENTRAL LANCASHIRE PLAYING PITCH ASSESSMENT

### South Ribble

The table above shows that currently there is spare capacity of two match equivalent sessions per week in South Ribble. When factoring in future demand this spare capacity is reduced to one match equivalent sessions per week.

### Youth 11v11 pitch supply and demand analysis

Table 2.15: Supply/demand balance of youth 11v11 pitches

Local authority	Analysis area	Actual spare capacity <sup>7</sup>	Demand (match equivalent sessions)			
			Overplay	Current total	Future demand	Future total
<b>Chorley</b>	Central	1.5	1	0.5	4.5	-4
	East	0.5	3	-2.5	3.5	-6
	West	-	-	-	2	-2
	<b>Total</b>	<b>2</b>	<b>4</b>	<b>-2</b>	<b>10</b>	<b>-12</b>
<b>Preston</b>	North East	-	1	-1	-	-1
	North West	-	-	-	0.5	-0.5
	South	-	-	-	0.5	-0.5
	<b>Total</b>	<b>-</b>	<b>1</b>	<b>-1</b>	<b>1</b>	<b>-2</b>
<b>South Ribble</b>	Central	-	2.5	-2.5	2.5	-5
	Eastern	-	-	-	-	-
	Leyland	-	-	-	-	-
	Penwortham	-	1	-1	1	-2
	Western Parishes	1	3.5	-2.5	0.5	-3
	<b>Total</b>	<b>1</b>	<b>7</b>	<b>-6</b>	<b>4</b>	<b>-10</b>
<b>Central Lancashire</b>		<b>3</b>	<b>12</b>	<b>-9</b>	<b>15</b>	<b>-24</b>

### Chorley

Overall in Chorley there is current deficit of two match equivalent sessions per week with shortfalls located in both the Central and East areas. When considering reported future growth of clubs and TGRs this deficit increases to 12 match equivalent sessions per week with shortfalls becoming in all analysis areas.

### Preston

There is a minimum current shortfall of one match equivalent sessions in Preston which is located in the North East Analysis Area. The shortfall worsens to two match equivalent sessions per week when factoring in future demand from both TGRs and club aspirational growth.

<sup>7</sup> In match equivalent sessions per week

# CENTRAL LANCASHIRE PLAYING PITCH ASSESSMENT

## South Ribble

South Ribble is currently overplayed by six match equivalent sessions per week with shortfalls evident in the Central, Penwortham and Western Parishes areas. After considering future demand the overall shortfall increases to ten match equivalent sessions per week.

### Youth 9v9 pitch supply and demand analysis

Table 2.16: Supply/demand balance of youth 9v9 pitches

Local authority	Analysis area	Actual spare capacity <sup>8</sup>	Demand (match equivalent sessions)			
			Overplay	Current total	Future demand	Future total
<b>Chorley</b>	Central	1	2	-1	1	-2
	East	1.5	-	1.5	-	1.5
	West	2	2	-	0.5	-0.5
	<b>Total</b>	<b>4.5</b>	<b>4</b>	<b>0.5</b>	<b>1.5</b>	<b>-1</b>
<b>Preston</b>	North East	-	-	-	-	-
	North West	0.5	1	-0.5	-	-0.5
	South	0.5	-	0.5	-	0.5
	<b>Total</b>	<b>1</b>	<b>1</b>	<b>-</b>	<b>-</b>	<b>-</b>
<b>South Ribble</b>	Central	-	-	-	-	-
	Eastern	-	0.5	-0.5	-	-0.5
	Leyland	-	1	-1	1.5	-2.5
	Penwortham	-	-	-	3.0	-3
	Western Parishes	-	-	-	0.5	-0.5
	<b>Total</b>	<b>-</b>	<b>1.5</b>	<b>-1.5</b>	<b>5</b>	<b>-6.5</b>
<b>Central Lancashire</b>		<b>5.5</b>	<b>6.5</b>	<b>-1</b>	<b>6.5</b>	<b>-7.5</b>

## Chorley

There is current spare capacity of 0.5 match equivalent sessions per week across Chorley however there is overplay in the Central Analysis Area. When factoring in future demand overplay becomes evident in the West Analysis Area and overplay worsens the Central area. Overall the spare capacity is removed with one match equivalent sessions of overplay arising per week.

## Preston

Preston presently is balanced with overplay in the North West Analysis Area cancelled by spare capacity in the South Analysis Area. This remains the same when considering future demand.

<sup>8</sup> In match equivalent sessions per week

## CENTRAL LANCASHIRE PLAYING PITCH ASSESSMENT

### South Ribble

There is current overplay in both the Eastern and Leyland analysis areas amounting to 1.5 match equivalent sessions per week. This overplay worsens to 6.5 match equivalent sessions when considering future demand.

### Mini 7v7 pitch supply and demand analysis

Table 2.17: Supply/demand balance of mini 7v7 pitches

Local authority	Analysis area	Actual spare capacity <sup>9</sup>	Demand (match equivalent sessions)			
			Overplay	Current total	Future demand	Future total
<b>Chorley</b>	Central	2	-	2	0.5	1.5
	East	1	-	1	-	1
	West	4	5.5	-1.5	0.5	-2
	<b>Total</b>	<b>7</b>	<b>5.5</b>	<b>1.5</b>	<b>1</b>	<b>0.5</b>
<b>Preston</b>	North East	-	0.5	-0.5	-	-0.5
	North West	-	-	-	-	-
	South	-	0.5	-0.5	-	-0.5
	<b>Total</b>	<b>-</b>	<b>1</b>	<b>-1</b>	<b>-</b>	<b>-1</b>
<b>South Ribble</b>	Central	-	1.5	-1.5	-	-1.5
	Eastern	-	-	-	-	-
	Leyland	-	-	-	-	-
	Penwortham	-	-	-	-	-
	Western Parishes	-	-	-	-	-
	<b>Total</b>	<b>-</b>	<b>1.5</b>	<b>-1.5</b>	<b>-</b>	<b>-1.5</b>
<b>Central Lancashire</b>		<b>7</b>	<b>8</b>	<b>-1</b>	<b>1</b>	<b>-2</b>

### Chorley

Spare capacity currently exists in Chorley amounting to 1.5 match equivalent session per week. This spare capacity remains after factoring in future demand; however, it decreases to an overall spare capacity of 0.5 match equivalent sessions per week.

### Preston

There is a current shortfall of one match equivalent sessions in Preston with overplay located in all North East and South analysis areas. The shortfall remains the same when factoring in future demand from both TGRs and club aspirational growth.

<sup>9</sup> In match equivalent sessions per week

## CENTRAL LANCASHIRE PLAYING PITCH ASSESSMENT

### South Ribble

The table above shows that currently there is 1.5 match equivalent sessions per week of overplay in the Central Analysis Area equating to an overall Borough wide shortfall. When factoring in future demand this spare capacity remains the same.

### Mini 5v5 pitch supply and demand analysis

Table 2.18: Supply/demand balance of mini 5v5 pitches

Local authority	Analysis area	Actual spare capacity <sup>10</sup>	Demand (match equivalent sessions)			
			Overplay	Current total	Future demand	Future total
Chorley	Central	1	-	1	2.5	-1.5
	East	-	-	-	-	-
	West	1	-	1	-	1
	<b>Total</b>	<b>1</b>	-	<b>2</b>	<b>2.5</b>	<b>-0.5</b>
Preston	North East	-	-	-	-	-
	North West	-	-	-	3	-3
	South	-	-	-	2	-2
	<b>Total</b>	-	-	-	<b>5</b>	<b>-5</b>
South Ribble	Central	-	-	-	-	-
	Eastern	-	-	-	-	-
	Leyland	-	-	-	-	-
	Penwortham	-	-	-	8.5	8.5
	Western Parishes	-	-	-	-	-
	<b>Total</b>	-	-	-	<b>8.5</b>	<b>-8.5</b>
<b>Central Lancashire</b>		<b>2</b>	-	<b>2</b>	<b>16</b>	<b>-14</b>

### Chorley

Across Chorley there is overall current spare capacity of two match equivalent sessions per week, although the West and East analysis areas are at capacity. When considering reported future growth of clubs and TGRs an overall shortfall emerges of 0.5 match equivalent session per week, all of which is located in the Central Analysis Area.

### Preston

Preston is currently balanced in all its Analysis Area's on mini 5v5 pitch type, however, when accounting for future demand an overall shortfall emerges of five match equivalent session per week. This shortfall can be accredited to the North West and South analysis areas.

<sup>10</sup> In match equivalent sessions per week

# CENTRAL LANCASHIRE PLAYING PITCH ASSESSMENT

## South Ribble

Similarly, South Ribble is currently balanced in all its Analysis Area's, however, when accounting for future demand an overall shortfall emerges of 8.5 match equivalent session per week, all of which is located in the Penwortham Analysis Area.

## 2.6: Conclusion

The table below is an analysis of all pitch types across Central Lancashire as a whole accounting for spare capacity, overplay and future demand across the three local authorities of Chorley, Preston and South Ribble.

Table 2.19: Supply/demand for all pitch types across Central Lancashire

Central Lancashire	Actual spare capacity <sup>11</sup>	Demand (match equivalent sessions)			
		Overplay	Current total	Future demand	Future total
Adult	15.5	18	-2.5	2	-4.5
Youth 11v11	3	12	-9	15	-24
Youth 9v9	5.5	6.5	-1	6.5	-7.5
Mini 7v7	7	8	-1	1	-2
Mini 5v5	2	-	2	16	-14

There is currently an overall shortfall on all pitch types across Central Lancashire apart from on the mini 5v5 pitch type. The current shortfalls are likely to be greater given the number of youth 11v11 teams playing on adult pitches. In reality, it is likely that a proportion of future demand will also play on adult pitches like many teams currently do across the three local authorities though this is contrary to guidance in the FA Youth Review. As such, there is a clear need for an increase in youth 11v11 provision in order for this play to be transferred on to the correct pitch size.

When accounting for future demand from both TGRs and club aspirational demand shortfall become evident on all pitch types, as well as worsening on the above-mentioned overplay. Given the preference for mini 5v5 age groups to play on 3G pitches, it is likely that this future requirement for mini 5v5 pitches will be accommodated across on both grass and 3G pitches. Future demand from clubs is less for mini 7v7 pitches with most clubs planning to add mini teams at the lowest age group (U7) each year (mini 5v5).

### Spare capacity

The next step is to ascertain whether or not any identified 'potential capacity' can be deemed 'spare capacity'. There may be situations where, although a site is highlighted as potentially able to accommodate some additional play, this should not be recorded as spare capacity against the site. For example, a site may be managed to regularly operate slightly below full capacity to ensure that it can cater for a number of regular friendly matches and activities that take place but are difficult to quantify on a weekly basis.

Over marked pitches which are used and exhibit potential spare capacity have not been considered available to accommodate further play in order to protect pitch quality, given the nature of repeated and sustained use over a short period of time.

<sup>11</sup> In match equivalent sessions per week

## CENTRAL LANCASHIRE PLAYING PITCH ASSESSMENT

---

Where there is potential spare capacity exhibited at school sites, this has been excluded due to a lack of formal or secure tenure offered at school sites for community use. In general, it is not appropriate to include this as potential spare capacity as it is a risk as to whether it will be continue to be offered.

### ***Match equivalent sessions***

Pitches have a limit of how much play they can accommodate over a certain period of time before their quality, and in turn their use, is adversely affected. As the main usage of pitches is likely to be for matches, it is appropriate for the comparable unit to be match equivalent sessions but may for example include training sessions and informal use.

At this stage, match equivalent sessions do not equate to a number of pitches. This is because an analysis area might show three match equivalent sessions of spare capacity, however, this is likely to be spread across a number of sites. Further to this, minimal spare capacity on one site may be required to accommodate strategic reserve and as such retained. If the spare capacity is on one pitch then it might indicate a need to create a different type of pitch to address a deficiency. This will be fully determined and recommendations will be made accordingly within the Strategy and Action Plan.

## CENTRAL LANCASHIRE PLAYING PITCH ASSESSMENT

Table 2.20: Summary of actual spare capacity at peak time

Site ID	Site name	Analysis area	Community use availability	Pitch type	Pitch size	No. of pitches	Security of tenure	Agreed quality rating	Site capacity (MES)	Capacity balance	Match equivalent sessions available in peak period	Comments
171	Albany Science College	Chorley Central	Yes	Adult		1	Unsecure	Standard	2	1.5	1	Spare capacity discounted due to unsecure tenure.
171	Albany Science College	Chorley Central	Yes-unused	Youth	(9v9)	1	Unsecure	Standard	2	1	1	Spare capacity discounted due to unsecure tenure.
172	Anderton Primary School	Chorley Central	Yes-unused	Mini	(7v7)	1	Unsecure	Poor	2	1	1	Spare capacity discounted due to unsecure tenure.
174	Astley Park	Chorley Central	Yes	Adult		2	Secure	Poor	2	1	1	Spare capacity retained to protect poor pitch quality.
174	Astley Park	Chorley Central	Yes-unused	Youth	(11v11)	2	Secure	Poor	2	2	2	Spare capacity retained to protect poor pitch quality.
174	Astley Park	Chorley Central	Yes-unused	Youth	(9v9)	1	Secure	Poor	1	1	1	Spare capacity retained to protect poor pitch quality.
188	Charnock Richard Football Club (Mossie Park)	Chorley Central	Yes	Adult		2	Secure	Good	6	3.5	0.5	Actual spare capacity at peak time.
190	Chorley All Saints Primary Academy	Chorley Central	Yes	Mini	(7v7)	2	Unsecure	Poor	4	3	1	Spare capacity discounted due to unsecure tenure.
195	Christ Church Charnock Richard Primary School	Chorley Central	Yes	Mini	(5v5)	1	Unsecure	Poor	2	0.5	1	Spare capacity discounted due to unsecure tenure.
195	Christ Church Charnock Richard Primary School	Chorley Central	Yes	Mini	(7v7)	1	Unsecure	Poor	2	1	-	No actual spare capacity available at peak time.
198	Coppull United	Chorley Central	Yes	Adult		1	Secure	Good	3	1	-	No actual spare capacity available at peak time.
210	Fairview Youth and Community Centre	Chorley Central	Yes-unused	Mini	(5v5)	1	Secure	Standard	4	4	1	Actual spare capacity at peak time.
210	Fairview Youth and Community Centre	Chorley Central	Yes-unused	Mini	(7v7)	1	Secure	Standard	4	4	1	Actual spare capacity at peak time.
211	Gillett Fields, Limbrick	Chorley Central	Yes-unused	Adult		1	Secure	Poor	1	1	1	Spare capacity retained to protect poor pitch quality.
212	Gillibrand Playing Pitches	Chorley Central	Yes-unused	Mini	(7v7)	1	Secure	Good	6	6	1	Actual spare capacity at peak time.
212	Gillibrand Playing Pitches	Chorley Central	Yes	Youth	(9v9)	2	Secure	Good	4	8	-	No actual spare capacity available at peak time.
217	Highfield Primary School	Chorley Central	Yes-unused	Mini	(7v7)	1	Unsecure	Poor	2	1	1	Spare capacity discounted due to unsecure tenure.
220	Holy Cross High School	Chorley Central	Yes	Youth	(11v11)	1	Unsecure	Standard	2	0.5	-	No actual spare capacity available at peak time.
220	Holy Cross High School	Chorley Central	Yes	Mini	(7v7)	1	Unsecure	Standard	4	2.5	1	Spare capacity discounted due to unsecure tenure.
222	Jubilee Playing Pitches	Chorley Central	Yes	Youth	(11v11)	2	Secure	Standard	2	3	1.5	Actual spare capacity at peak time.
223	King George V Field	Chorley Central	Yes	Mini	(5v5)	2	Secure	Poor	4	2	2	Spare capacity retained to protect poor pitch quality.
223	King George V Field	Chorley Central	Yes	Mini	(7v7)	2	Secure	Poor	4	2.5	0.5	Spare capacity retained to protect poor pitch quality.
223	King George V Field	Chorley Central	Yes	Youth	(11v11)	1	Secure	Poor	1	0.5	1	Spare capacity retained to protect poor pitch quality.
229	Parklands High School	Chorley Central	Yes-unused	Youth	(11v11)	1	Unsecure	Standard	2	1	1	Spare capacity discounted due to unsecure tenure.
229	Parklands High School	Chorley Central	Yes-unused	Youth	(9v9)	1	Unsecure	Standard	2	1	1	Spare capacity discounted due to unsecure tenure.



**CENTRAL LANCASHIRE  
PLAYING PITCH ASSESSMENT**

Site ID	Site name	Analysis area	Community use availability	Pitch type	Pitch size	No. of pitches	Security of tenure	Agreed quality rating	Site capacity (MES)	Capacity balance	Match equivalent sessions available in peak period	Comments
237	St Michael's CE High School	Chorley Central	Yes-unused	Adult		3	Unsecure	Standard	6	3	3	Spare capacity discounted due to unsecure tenure.
243	Victory Park - Chorley FC	Chorley Central	Yes	Adult		1	Secure	Good	3	1	0.5	Minimal spare capacity should be retained to protect quality of Step Football pitch.
257	St Josephs Catholic Primary School	Chorley Central	Yes	Mini	(5v5)	1	Unsecure	Poor	2	1.5	0.5	Spare capacity discounted due to unsecure tenure.
257	St Josephs Catholic Primary School	Chorley Central	Yes	Mini	(7v7)	1	Unsecure	Poor	2	1	1	Spare capacity discounted due to unsecure tenure.
258	Charnock Richard Football Club (Mossie Close)	Chorley Central	Yes	Youth	(11v11)	1	Secure	Good	4	3	-	No actual spare capacity available at peak time.
258	Charnock Richard Football Club (Mossie Close)	Chorley Central	Yes	Youth	(9v9)	1	Secure	Standard	2	1	1	Actual spare capacity at peak time.
265	Adlington St Pauls C of E Primary School	Chorley Central	Yes-unused	Mini	(7v7)	1	Unsecure	Poor	2	1	1	Spare capacity discounted due to unsecure tenure.
269	Rivington and Blackrod high school (upper School)	Chorley Central	Yes	Youth	(11v11)	2	Unsecure	Standard	4	1	2	Spare capacity discounted due to unsecure tenure.
181	Brinscall Village Junior Football Club	Chorley East	Yes	Adult		1	Secure	Standard	2	1	1	Actual spare capacity at peak time.
184	Buckshaw Village Community Association	Chorley East	Yes	Adult		1	Secure	Standard	2	0.5	1	Actual spare capacity at peak time.
213	Great Green's Lane Playing Pitch	Chorley East	Yes	Youth	(9v9)	1	Secure	Standard	2	1.5	0.5	Actual spare capacity at peak time.
218	Hoghton Village Hall	Chorley East	Yes-unused	Mini	(7v7)	1	Secure	Standard	4	4	1	Actual spare capacity at peak time.
228	Monks Drive	Chorley East	Yes-unused	Youth	(9v9)	1	Secure	Standard	2	2	1	Actual spare capacity at peak time.
247	Whittle-le-Woods FC	Chorley East	Yes	Youth	(11v11)	1	Secure	Good	4	3.5	0.5	Actual spare capacity at peak time.
263	Brindle Gregson Lane Primary School	Chorley East	Yes-unused	Youth	(9v9)	1	Unsecure	Standard	2	1	1	Spare capacity discounted due to unsecure tenure.
266	Clayton Brook Primary School	Chorley East	Yes-unused	Mini	(7v7)	1	Unsecure	Poor	2	1	1	Spare capacity discounted due to unsecure tenure.
267	Clayton-le-woods C of E Primary School	Chorley East	Yes-unused	Mini	(7v7)	1	Unsecure	Poor	2	1	1	Spare capacity discounted due to unsecure tenure.
175	Astley Village Playing Field	Chorley West	Yes-unused	Adult		1	Secure	Standard	2	2	1	Actual spare capacity at peak time.
177	Bishop Rawstone C of E Language College	Chorley West	Yes	Youth	(11v11)	3	Unsecure	Standard	6	4.5	1.5	Spare capacity discounted due to unsecure tenure.
179	Bretherton Recreation Ground	Chorley West	Yes-unused	Mini	(7v7)	1	Secure	Poor	2	2	1	Spare capacity retained to protect poor pitch quality.
183	Buckshaw Primary School, Chancery Road	Chorley West	Yes-unused	Mini	(7v7)	1	Unsecure	Standard	4	3	1	Spare capacity discounted due to unsecure tenure.
185	Buckshaw Village Trinity CofE Primary School	Chorley West	Yes-unused	Mini	(7v7)	1	Unsecure	Standard	4	3	1	Spare capacity discounted due to unsecure tenure.
186	Chancery Road Pony Field (Derian House)	Chorley West	Yes-unused	Mini	(7v7)	3	Secure	Standard	12	12	3	Actual spare capacity at peak time.
206	Eccleston Recreation Ground	Chorley West	Yes-unused	Mini	(7v7)	1	Secure	Standard	4	4	1	Actual spare capacity at peak time.
214	Greenside Recreation Field	Chorley West	Yes	Mini	(5v5)	1	Secure	Standard	2	2.5	1	Actual spare capacity at peak time.
214	Greenside Recreation Field	Chorley West	Yes	Mini	(7v7)	1	Secure	Standard	4	1.5	-	No actual spare capacity available at peak time.
214	Greenside Recreation Field	Chorley West	Yes	Youth	(9v9)	1	Secure	Standard	2	1	1	Actual spare capacity at peak time.

**CENTRAL LANCASHIRE  
PLAYING PITCH ASSESSMENT**

Site ID	Site name	Analysis area	Community use availability	Pitch type	Pitch size	No. of pitches	Security of tenure	Agreed quality rating	Site capacity (MES)	Capacity balance	Match equivalent sessions available in peak period	Comments
242	Twin Lakes, Croston	Chorley West	Yes-unused	Youth	(9v9)	1	Secure	Poor	1	1	1	Actual spare capacity at peak time.
6	Barton St Lawrence C of E Primary School	Preston North East	Yes-unused	Mini	(7v7)	2	Unsecure	Standard	8	6	2	Spare capacity discounted due to unsecure tenure.
13	Corpus Christi Catholic High School	Preston North East	Yes	Youth	(11v11)	1	Unsecure	Standard	2	1.5	0.5	Spare capacity discounted due to unsecure tenure.
22	Goosnargh Village Football Club	Preston North East	Yes-unused	Adult		1	Secure	Poor	1	1	1	Spare capacity retained to protect poor pitch quality.
40	Kennington Primary School	Preston North East	Yes-unused	Youth	(9v9)	2	Unsecure	Standard	4	2	2	Spare capacity discounted due to unsecure tenure.
8	Broughton Business Enterprise College & high school	Preston North West	Yes-unused	Youth	(11v11)	3	Unsecure	Standard	6	3	3	Spare capacity discounted due to unsecure tenure.
12	Conway Drive	Preston North West	Yes	Adult		1	Secure	Good	3	0.5	1	Actual spare capacity at peak time.
12	Conway Drive	Preston North West	Yes	Mini	(7v7)	1	Secure	Good	6	2	-	No actual spare capacity available at peak time.
12	Conway Drive	Preston North West	Yes	Youth	(9v9)	2	Secure	Good	8	6	0.5	Actual spare capacity at peak time.
19	Fulwood Academy	Preston North West	Yes	Youth	(11v11)	1	Unsecure	Good	4	3	-	No actual spare capacity available at peak time.
19	Fulwood Academy	Preston North West	Yes	Youth	(9v9)	2	Unsecure	Good	8	6	-	No actual spare capacity available at peak time.
41	King George V Playing Field, Broughton Village	Preston North West	Yes-unused	Adult		1	Secure	Poor	1	1	1	Spare capacity retained to protect poor pitch quality.
50	Our Lady & St. Edward's Catholic Primary School	Preston North West	No	Mini	(7v7)	1	Unsecure	Poor	2	1	1	Not available for community use.
76	Station Lane	Preston North West	Yes	Adult		1	Secure	Poor	1	0.5	1	Spare capacity retained to protect poor pitch quality.
77	Tanterton Playing Fields	Preston North West	Yes	Adult		2	Secure	Poor	2	1.5	2	Spare capacity retained to protect poor pitch quality.
3	Ashton Park	Preston South	Yes-unused	Youth	(11v11)	4	Secure	Poor	4	4	4	Spare capacity retained to protect poor pitch quality.
3	Ashton Park	Preston South	Yes	Youth	(9v9)	4	Secure	Poor	4	3	3	Spare capacity retained to protect poor pitch quality.
11	Christ the King Catholic High School	Preston South	Yes	Youth	(9v9)	2	Unsecure	Poor	2	1.5	2	Spare capacity discounted due to unsecure tenure.
17	Frenchwood Recreation Ground	Preston South	Yes	Adult		2	Secure	Poor	2	1.5	2	Spare capacity retained to protect poor pitch quality.
42	Lea Community Primary School	Preston South	Yes-unused	Youth	(9v9)	1	Unsecure	Standard	2	1	1	Spare capacity discounted due to unsecure tenure.
48	Moor Park	Preston South	Yes	Adult		6	Secure	Standard	12	9	6	Actual spare capacity at peak time.
63	Ribbleton Park	Preston South	Yes	Youth	(9v9)	1	Secure	Standard	2	1	0.5	Actual spare capacity at peak time.
71	St Teresa's Catholic Primary School	Preston South	Yes	Mini	(7v7)	1	Unsecure	Standard	4	1.5	-	No actual spare capacity available at peak time.
274	Longridge High School	Preston (Outside)	Yes-unused	Mini	(7v7)	1	Unsecure	Poor	2	1	1	Spare capacity discounted due to unsecure tenure.
120	Lostock Hall Academy	South Ribble Central	Yes	Youth	(9v9)	2	Unsecure	Poor	0.5	1.5	1.5	Spare capacity discounted due to unsecure tenure.
163	Watering Pool Lane Playing Fields/St Cuthbert's Playing Field	South Ribble Central	Yes	Mini	(7v7)	2	Secure	Poor	4	3	2	Spare capacity retained to protect poor pitch quality.
254	BTR Recreation Ground	South Ribble Central	Yes	Adult		2	Secure	Standard	4	3.5	1.5	Actual spare capacity at peak time.

**CENTRAL LANCASHIRE  
PLAYING PITCH ASSESSMENT**

Site ID	Site name	Analysis area	Community use availability	Pitch type	Pitch size	No. of pitches	Security of tenure	Agreed quality rating	Site capacity (MES)	Capacity balance	Match equivalent sessions available in peak period	Comments
88	Bamber Bridge FC (QED Stadium)	South Ribble Eastern	Yes	Adult		1	Secure	Standard	2	0.5	0.5	Minimal spare capacity should be retained to protect quality of Step Football pitch.
100	Gregson Lane	South Ribble Eastern	Yes	Adult		1	Secure	Good	3	2.5	1	Actual spare capacity at peak time.
103	Higher Walton Primary School	South Ribble Eastern	Yes-unused	Mini	(7v7)	1	Unsecure	Standard	2	1	1	Spare capacity discounted due to unsecure tenure.
104	Holland House Road Playing Field	South Ribble Eastern	Yes	Youth	(11v11)	1	Secure	Poor	1	0.5	0.5	Spare capacity retained to protect poor pitch quality.
105	Holme Playing Field	South Ribble Eastern	Yes	Adult		1	Secure	Poor	1	0.5	0.5	Spare capacity retained to protect poor pitch quality.
161	Walton-Le-Dale Arts College and High School	South Ribble Eastern	Yes	Mini	(7v7)	2	Unsecure	Poor	4	2	2	Spare capacity discounted due to unsecure tenure.
161	Walton-Le-Dale Arts College and High School	South Ribble Eastern	Yes	Youth	(11v11)	3	Unsecure	Poor	3	1.5	1.5	Spare capacity discounted due to unsecure tenure.
162	Walton-Le-Dale Primary School	South Ribble Eastern	No	Mini	(7v7)	1	Unsecure	Poor	2	1	1	Not available for community use.
166	Withy Grove Park	South Ribble Eastern	Yes-unused	Adult		1	Secure	Poor	1	1	1	Spare capacity retained to protect poor pitch quality.
166	Withy Grove Park	South Ribble Eastern	Yes-unused	Youth	(9v9)	1	Secure	Poor	1	1	1	Spare capacity retained to protect poor pitch quality.
271	St Mary's & St Benedicts RC Primary School	South Ribble Eastern	No	Youth	(11v11)	2	Unsecure	Poor	2	1	2	Not available for community use.
87	Balshaw's C of E High School	South Ribble Leyland	Yes	Youth	(9v9)	2	Unsecure	Poor	1.5	0.5	0.5	Spare capacity discounted due to unsecure tenure.
99	Fox Lane Sports Club	South Ribble Leyland	Yes	Mini	(7v7)	2	Secure	Standard	8	4	-	No actual spare capacity available at peak time.
115	Lancashire County Football Association Headquarters	South Ribble Leyland	Yes	Adult		1	Secure	Good	3	0.5	-	No actual spare capacity available at peak time.
116	Leyland Methodist Junior School	South Ribble Leyland	No	Mini	(7v7)	1	Unsecure	Poor	2	1	1	Not available for community use.
127	Moss Side Primary	South Ribble Leyland	Yes-unused	Mini	(7v7)	2	Unsecure	Standard	4	2	2	Spare capacity discounted due to unsecure tenure.
134	Northbrook Primary School	South Ribble Leyland	Yes-unused	Mini	(7v7)	1	Unsecure	Standard	2	1	1	Spare capacity discounted due to unsecure tenure.
151	St Mary's Catholic high school & College	South Ribble Leyland	Yes	Youth	(11v11)	2	Unsecure	Poor	2	1.5	1.5	Spare capacity discounted due to unsecure tenure.
153	St Mary's Roman Catholic Primary School	South Ribble Leyland	Yes	Mini	(7v7)	1	Unsecure	Standard	2	0.5	1	Spare capacity discounted due to unsecure tenure.
164	Wellfield Business and Enterprise College & high school	South Ribble Leyland	Yes-unused	Youth	(11v11)	2	Unsecure	Standard	4	2	2	Spare capacity discounted due to unsecure tenure.
167	Woodlea Junior School	South Ribble Leyland	Yes	Youth	(11v11)	1	Unsecure	Poor	1	0.5	0.5	Spare capacity discounted due to unsecure tenure.
168	Worden Park	South Ribble Leyland	Yes	Adult		7	Secure	Poor	7	2	6.5	Spare capacity retained to protect poor pitch quality.
168	Worden Park	South Ribble Leyland	Yes	Mini	(7v7)	2	Secure	Poor	4	4	2	Spare capacity retained to protect poor pitch quality.
169	Worden Sports College	South Ribble Leyland	Yes	Adult		1	Unsecure	Standard	2	1.5	1	Spare capacity discounted due to unsecure tenure.
169	Worden Sports College	South Ribble Leyland	Yes	Youth	(11v11)	2	Unsecure	Standard	4	3.5	1.5	Spare capacity discounted due to unsecure tenure.

**CENTRAL LANCASHIRE  
PLAYING PITCH ASSESSMENT**

Site ID	Site name	Analysis area	Community use availability	Pitch type	Pitch size	No. of pitches	Security of tenure	Agreed quality rating	Site capacity (MES)	Capacity balance	Match equivalent sessions available in peak period	Comments
169	Worden Sports College	South Ribble Leyland	Yes	Youth	(9v9)	1	Unsecure	Standard	2	1.5	0.5	Spare capacity discounted due to unsecure tenure.
85	All Hallows Catholic High School	South Ribble Penwortham	Yes	Youth	(9v9)	1	Unsecure	Poor	1	0.5	0.5	Spare capacity discounted due to unsecure tenure.
90	Cardinal Newman College (Off Site Playing Fields) Factory Lane	South Ribble Penwortham	Yes	Adult		2	Unsecure	Good	6	3.5	2	Actual spare capacity at peak time.
90	Cardinal Newman College (Off Site Playing Fields) Factory Lane	South Ribble Penwortham	Yes	Adult		2	Unsecure	Poor	2	2	2	Spare capacity retained to protect poor pitch quality.
107	Hurst Grange Park	South Ribble Penwortham	Yes-unused	Youth	(9v9)	1	Secure	Poor	1	1	1	Spare capacity retained to protect poor pitch quality.
112	Kingsfold Drive Playing Fields	South Ribble Penwortham	Yes	Adult		1	Secure	Poor	1	0.5	1	Spare capacity retained to protect poor pitch quality.
136	Penwortham Broad Oak Primary School	South Ribble Penwortham	Yes	Youth	(9v9)	1	Unsecure	Poor	1	0.5	0.5	Spare capacity discounted due to unsecure tenure.
138	Penwortham Holme (Mini Pitches)	South Ribble Penwortham	Yes-unused	Mini	(5v5)	20	Secure	Poor	-	40	20	Spare capacity retained to protect poor pitch quality.
256	Penwortham Priory Academy	South Ribble Penwortham	Yes-unused	Youth	(11v11)	3	Unsecure	Standard	6	5	3	Spare capacity discounted due to unsecure tenure.
256	Penwortham Priory Academy	South Ribble Penwortham	Yes	Mini	(7v7)	1	Unsecure	Standard	4	2	-	No actual spare capacity available at peak time.
256	Penwortham Priory Academy	South Ribble Penwortham	Yes	Youth	(9v9)	1	Unsecure	Standard	2	0.5	0.5	Spare capacity discounted due to unsecure tenure.
256	Penwortham Priory Academy	South Ribble Penwortham	No-disused	Youth	(9v9)	1	Unsecure	Poor	1	1	1	Spare capacity discounted due to unsecure tenure.
270	St Marys Magdalen's Primary school	South Ribble Penwortham	Yes	Mini	(7v7)	1	Unsecure	Poor	4	0.5	-	No actual spare capacity available at peak time.
45	Longton Victory Memorial Ground	South Ribble Western Parishes	Yes	Adult		1	Secure	Poor	1	0.5	1	Spare capacity retained to protect poor pitch quality.
86	All Saints' Church of England Primary School	South Ribble Western Parishes	Yes	Mini	(7v7)	1	Unsecure	Poor	2	1	-	No actual spare capacity available at peak time.
109	Hutton Playing Field	South Ribble Western Parishes	Yes	Youth	(11v11)	1	Secure	Standard	1	0.5	1	Actual spare capacity at peak time.
114	Lancashire Constabulary Training Headquarters, Hutton	South Ribble Western Parishes	Yes	Youth	(9v9)	2	Secure	Poor	2	1.5	2	Spare capacity retained to protect poor pitch quality.
114	Lancashire Constabulary Training Headquarters, Hutton	South Ribble Western Parishes	Yes	Mini	(7v7)	4	Secure	Poor	8	6.5	3.5	Spare capacity retained to protect poor pitch quality.
118	Longton Primary School	South Ribble Western Parishes	No	Mini	(7v7)	1	Unsecure	Poor	2	2	1	Not available for community use.
132	New Longton Village Hall	South Ribble Western Parishes	Yes	Mini	(7v7)	1	Secure	Poor	2	1	-	No actual spare capacity available at peak time.
158	Dob Lane Playing Fields, Walmer Bridge	South Ribble Western Parishes	Yes	Mini	(7v7)	2	Secure	Poor	4	3.5	1.5	Spare capacity retained to protect poor pitch quality.
160	Walmer Bridge Village Hall	South Ribble Western Parishes	Yes	Mini	(7v7)	1	Secure	Poor	2	1.5	0.5	Spare capacity retained to protect poor pitch quality.

**CENTRAL LANCASHIRE  
PLAYING PITCH ASSESSMENT**

Site ID	Site name	Analysis area	Community use availability	Pitch type	Pitch size	No. of pitches	Security of tenure	Agreed quality rating	Site capacity (MES)	Capacity balance	Match equivalent sessions available in peak period	Comments
275	Richard Holmes Memorial Ground	South Ribble Western Parishes	Yes	Adult		1	Secure	Standard	2	0.5	-	No actual spare capacity available at peak time.
275	Richard Holmes Memorial Ground	South Ribble Western Parishes	Yes	Youth	(9v9)	1	Secure	Standard	2	1	-	No actual spare capacity available at peak time.

## CENTRAL LANCASHIRE PLAYING PITCH ASSESSMENT

Actual spare capacity has been aggregated up by area and by pitch type.

Table 2.21: Actual Spare capacity summary

Local authority	Analysis area	Actual spare capacity (match equivalent sessions per week)				
		Adult	Youth 11v11	Youth 9v9	Mini 7v7	Mini 5v5
Chorley	Central	1	1.5	1	2	1
	East	2	0.5	1.5	1	-
	West	1	-	2	4	1
	<b>Total</b>	<b>4</b>	<b>2</b>	<b>4.5</b>	<b>7</b>	<b>2</b>
Preston	North East	-	-	-	-	-
	North West	1	-	0.5	-	-
	South	6	-	0.5	-	-
	<b>Total</b>	<b>7</b>	<b>-</b>	<b>1</b>	<b>-</b>	<b>-</b>
South Ribble	Central	1.5	-	-	-	-
	Eastern	1	-	-	-	-
	Leyland	-	-	-	-	-
	Penwortham	2	-	-	-	-
	Western Parishes	-	1	-	-	-
	<b>Total</b>	<b>4.5</b>	<b>1</b>	<b>-</b>	<b>-</b>	<b>-</b>
<b>Central Lancashire</b>		<b>15.5</b>	<b>3</b>	<b>5.5</b>	<b>7</b>	<b>2</b>

Across Central Lancashire there are 33 match equivalent sessions per week of spare capacity across 39 pitches on 22 sites. The majority of this being evident on adult pitches.

### Chorley

Chorley has the most amount of spare capacity out of the three local authorities with a total of 19.5 match equivalent sessions per week across 22 pitches on 15 sites. This equates to 58% of the spare capacity across Central Lancashire.

### Preston

In comparison, Preston has the least amount of spare capacity with a total of eight match equivalent sessions per week across 10 pitches on three sites. Nearly all (88%) of this spare capacity is located on adult pitch types with the remaining 12% on youth 9v9 pitches. There is no spare capacity located in the North East Analysis Area or youth 11v11, mini 7v7 and mini 5v5 pitch types.

### South Ribble

There is minimal spare capacity evident in each of South Ribble analysis areas, totalling 5.5 match equivalent sessions per week across seven pitches on four sites. Most of this spare capacity (81%) is located on adult pitch types with a total of 4.5 match equivalent sessions.

## CENTRAL LANCASHIRE PLAYING PITCH ASSESSMENT

### Overplay

Overplay occurs when there is more play accommodated on a site than it is able to sustain (which can often be due to the low carrying capacity of the pitches). Only sites which are overplayed and have current community use have been included in the overplay summary, therefore school sites which do not currently have any community use but may be overplayed due to curriculum use and school fixtures have not been included.

Table 2.22: Overplay on football pitches

Local authority	Analysis area	Actual spare capacity (match equivalent sessions per week)				
		Adult	Youth 11v11	Youth 9v9	Mini 7v7	Mini 5v5
Chorley	Central	-	1	2	-	-
	East	-	3	-	-	-
	West	2	-	2	5.5	-
	<b>Total</b>	<b>2</b>	<b>4</b>	<b>4</b>	<b>5.5</b>	<b>-</b>
Preston	North East	-	1	-	0.5	-
	North West	11.5	-	1	-	-
	South	2	-	-	0.5	-
	<b>Total</b>	<b>13.5</b>	<b>1</b>	<b>1</b>	<b>1</b>	<b>-</b>
South Ribble	Central	1	2.5	-	1.5	-
	Eastern	1	-	0.5	-	-
	Leyland	-	-	1	-	-
	Penwortham	-	1	-	-	-
	Western Parishes	0.5	3.5	-	-	-
	<b>Total</b>	<b>2.5</b>	<b>7</b>	<b>1.5</b>	<b>1.5</b>	<b>-</b>
<b>Central Lancashire</b>		<b>18</b>	<b>12</b>	<b>6.5</b>	<b>8</b>	<b>-</b>

Overplay on football pitches across Central Lancashire amounts to 44.5 match equivalent sessions across 39 pitches on 20 sites. The majority of which is on adult pitches and there is no recorded overplay on mini 5v5 pitch types across any of the three local authorities.

#### Chorley

There are minimal levels of overplay in Chorley with a total of 15.5 match equivalent sessions per week across a total of 12 pitches on six sites. The majority of this overplay is located at Jim Fowlers Memorial Ground (Euxton Villa FC) which has nine match equivalent sessions of overplay across four pitches.

#### Preston

The total amount of overplay in Preston equates to 16.5 match equivalent sessions per week. This is located across 13 pitches on five sites; Fishwick Recreation Ground (London Road), Preston Sports Arena (UCLAN), Ribbleton Park, Sherwood Park and Fulwood Amateurs Association Football Club.

# CENTRAL LANCASHIRE PLAYING PITCH ASSESSMENT

## South Ribble

South Ribble also has minimal amounts of overplay with 12.5 match equivalent sessions per week across 14 pitches on nine sites, with some level evident in all analysis areas.

### Football – grass pitch summary

- ◀ **There is currently an overall shortfall on all pitch types across Central Lancashire apart from on mini 5v5 pitches. When accounting for future demand from both TGRs and club aspirational demand shortfalls are further exacerbated and become evident on mini pitches.**
- ◀ There is current spare capacity on adult pitches in Chorley and South Ribble whereas Preston is overplayed. This remains the same when accounting for future demand.
- ◀ There is current overplay on youth 11v11 pitches in all three local authorities which worsens when accounting for future demand from TGRs and club aspirational growth.
- ◀ Current spare capacity on youth 9v9 pitches exists in Chorley, whereas Preston is at capacity and South Ribble is overplayed. All local authorities are overplayed when accounting for future demand.
- ◀ Current spare capacity on mini 7v7 pitches exists in Chorley with South Ribble and Preston being overplayed. When accounting for future demand this remains the same.
- ◀ Current spare capacity on mini 5v5 pitches exists in Chorley with South Ribble and Preston being at capacity. When accounting for future demand all local authorities are overplayed.
- ◀ The audit identifies a total of 294 grass football pitches in Central Lancashire across 131 sites. Of these, 281 pitches are available, at some level, for community use across 123 sites.
- ◀ Chorley Council is in the process of developing a multi sports hub site at West Way Playing Fields. Preston City Council is in the process of developing a sports hub site at Ashton Park. South Ribble is looking to develop a sport pitch hub site.
- ◀ Euxton Villa FC (Chorley), Cadley FC (Preston), Longsands Lynx JFC (Preston), Ribbleton FC (Preston) and Lostock Hall JFC (South Ribble) all report aspirations to develop additional pitch provision.
- ◀ New Longton Rovers FC (South Ribble) has aspirations to secure tenure at New Longton Sports & Social Club and New Longton Village Hall.
- ◀ There are pitch quality issues at the following sites in Chorley; Jim Fowlers Memorial Ground, Twin Lakes (Croston), King George V Field and Sandy Lane.
- ◀ There are pitch quality issues at the following sites in Preston; Ashton Park, Sherwood Park and BAC/EE.
- ◀ There are pitch quality issues at the following sites in South Ribble; Penwortham Holme (Mini Pitches), New Longton Sports & Social Club, New Longton Village Hall and Factory Lane (Cardinal Newman College).
- ◀ All the pitches are located at Penwortham Holme (Mini Pitches) and have not been used in the 2017/18 season due considerable amounts of damage caused to the playing surface preseason, through unauthorised access by the travelling community.
- ◀ Through the audit and assessment, 649 teams identified as playing on formal pitches within Central Lancashire. This consists of 120 adult men's, 10 adult women's, 248 youth boys', 35 youth girls' and 236 mini mixed teams.
- ◀ The total future demand expressed amounts to 31.5 match equivalent sessions.
- ◀ TGRs predicted that there will be a potential increase 23 youth 11v11 boys', two youth 11v11 girls', five youth 9v9 boys', two mini 7v7 and one mini 5v5 team across the Central Lancashire.
- ◀ Across Central Lancashire there are 33 match equivalent sessions per week of spare capacity with the majority of this being evident on adult pitch types.
- ◀ Overplay on football pitches across Central Lancashire amounts to 43.5 match equivalent sessions the majority of which is on adult pitches. There is no recorded overplay on mini 5v5 pitch types across any of the three local authorities.



# CENTRAL LANCASHIRE PLAYING PITCH ASSESSMENT

## PART 3: THIRD GENERATION TURF (3G) ARTIFICIAL GRASS PITCHES (AGPS)

### 3.1: Introduction

There are several surface types that fall into the category of artificial grass pitch (AGP). The three main groups are rubber crumb (also known as third generation turf or 3G), sand based (filled or dressed) and water based.

*Table 3.1: AGP type and sport suitability*

Surface	Category	Comments
Rubber crumb	Long Pile 3G (60mm with shock pad)	Rugby surface – must comply with World Rugby type 22 and/or RFL Community Standard, requires a minimum of 60mm pile.
Rubber crumb	Medium Pile 3G (55-60mm)	Preferred football surface. Suitable for non-contact rugby union/league practice or play.
Rubber crumb	Short Pile 3G (40mm)	Acceptable surface for some competitive football.
Sand	Sand Filled	Competitive hockey and football training.
Sand	Sand Dressed	Preferred hockey surface and suitable for football training.
Water	Water based	Preferred hockey surface and suitable for football training if irrigated.

England Hockey's Artificial Grass Playing Surface Policy (June 2016) advises that 3G pitches should not be used for hockey matches or training and that they can only be used for lower level hockey (introductory level) when no sand-based or water-based AGPs are available.

Competitive football can take place on 3G surfaces that have been FA or FIFA certified and a growing number of 3G pitches are now used for competitive match play at mini soccer and youth level. The recommended FA dimensions for a full sized 3G pitch are 100x64 metres with additional run off areas of three metres required on each side. Minimum playing area dimensions to meet performance standard criteria for competitive football are 90x45 metres (or 100x64 metres for FIFA sanctioned international matches), with additional run off areas of three metres required on each side. FIFA 3G pitch certification is required to host competitive adult match play at Step 3 and below, whilst for teams playing at Steps 1 or 2 pitches are required to have FIFA Pro standard certification, further information on which is included later in the section. Football training can take place on sand and water based surfaces but is not the preferred option.

World Rugby produced the 'Performance Specification for Artificial Grass Pitches for Rugby', more commonly known as 'Regulation 22' that provides the necessary technical detail to produce pitch systems that are appropriate for rugby. The artificial surface standards identified in Regulation 22 allows matches to be played on surfaces that meet the standard. Full contact activity, including tackling, rucking, mauling and lineouts can take place. All full size World Rugby compliant 3G pitches feature on the RFU register, including expiry dates of certification<sup>12</sup>. Upon registration, World Rugby compliancy is valid for two years before renewal and retesting is required.

<sup>12</sup><http://www.englishrugby.com/governance/club-support/facilities-kit-and-equipment/artificial-surfaces/artificial-grass-pitches>

## CENTRAL LANCASHIRE PLAYING PITCH ASSESSMENT

---

Competitive rugby league play and contact practice is permitted to take place on 3G pitches which are deemed by the RFL to meet its Performance Standard for Synthetic Turf Pitches. Pitches fall under two categories; community club pitches which require retesting every two years and elite stadia pitches which require an annual retest. Much of the criteria within the RFL performance standard test also forms part of the World Rugby test, consequently World Rugby certified 3G pitches are considered by the RFL to be able to meet rugby league requirements and are deemed suitable for rugby league use subject to passing an additional exclusive RFL performance standard test.

Many test contractors are able to offer reduced rates through efficiency savings to carry out multiple performance tests in the same session, therefore providers seeking 3G pitch compliancy for a number of sports would be recommended to consider this opportunity.

### ***Strategic partnership investment***

Both The FA and RFU have current programmes to invest in the creation of additional 3G pitches in order to facilitate both training and match play, serving to provide better quality playing surfaces, reduce cancellation of weather affected fixtures throughout winter months and manage use of natural turf sites. Whilst both have exclusive investment programmes for 3G pitches, in some cases there may be opportunities for development of new 3G pitches to specifications able to support use by both sports.

#### *3G pitches for football*

As stated earlier in Part 2: Football, The FA has commissioned the production of a Local Football Facility Plan for each of the local authority areas in England in order to guide future investment by itself and its partners into football facilities over the next decade. The plan focuses on four key investment priorities, one of which is to double national full sized 3G pitch stock through development of an additional 1,000 full sized 3G pitches.

#### *3G pitches for rugby union*

The RFU's Rugby 365 3G pitch programme is part of its Rugby World Cup 2015 legacy of delivering more than £57m investment over four years into the development of 100 3G pitches across England. The programme categorises the type of project investment into two distinct models:

- ◀ **'Rugby Turf'** pitches: 60 pitches on rugby club sites, operated by the RFU, to be used by the host club and other local clubs and education establishments, enabling games to be played and training to be maximised.
- ◀ **'Rugby Share'** pitches: 40 pitches on community sites with a guaranteed number of hours for use by rugby.

At present, Central Lancashire is not identified as a priority area for RFU Rugby 365 programme investment.

### **3.2: Current provision**

For the purposes of the PPS, full sized 3G pitches are defined as those which meet FA minimum dimension criteria for adult football (90x45 metres without run off areas). It should be noted that within other external documentation the FA typically refers to 3G pitches as 3G Football Turf Pitches (FTPs).

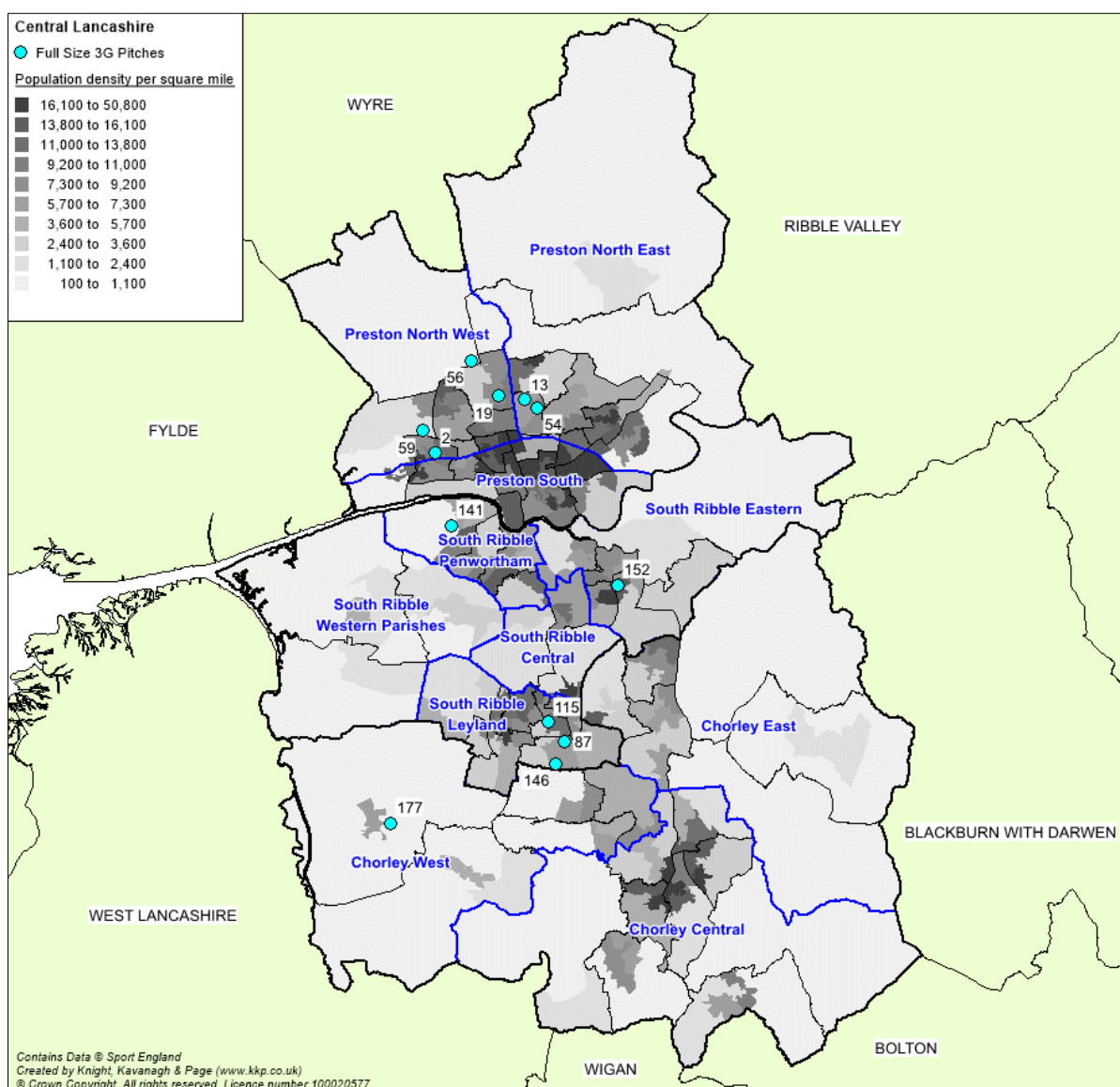
# CENTRAL LANCASHIRE PLAYING PITCH ASSESSMENT

There are total of 12 full size 3G pitches in Central Lancashire that full comply with the above specifications. Preston has the most pitches with a total of six followed by South Ribble with five pitches. The least amount of full size 3G provision is Chorley with just one pitch located at Bishop Rawthorne C of E Language College.

All pitches are available for community use in some capacity; however, only 11 of the 12 are fully floodlit. The pitch at Fulwood Academy (Preston) is not accompanied by floodlighting and therefore offers a limited amount of community availability.

It should be noted there is a full size World Rugby Compliant 3G pitch located at Myerscough College, however, this falls just outside the local authority of Preston and has therefore not been included the supply information.

Figure 3.1: Map of sites with full size 3G pitches within Central Lancashire



## CENTRAL LANCASHIRE PLAYING PITCH ASSESSMENT

Table 3.2: Full size 3G pitches across Central Lancashire

Site ID	Site name	Local authority	Community use?	Floodlit?	Surface type	Dimensions (metres)	Certification
177	Bishop Rawthorne C of E Language College	Chorley	Yes	Yes	Medium Pile 3G	100 x 62	FA
2	Ashton Community Science College	Preston	Yes	Yes	Medium Pile 3G	102 x 66	FA
13	Corpus Christi Catholic High School	Preston	Yes	Yes	Medium Pile 3G	102 x 62	-
19	Fulwood Academy	Preston	Yes	No	Medium Pile 3G	102 x 60	FA
54	Preston College	Preston	Yes	Yes	Medium Pile 3G	102 x 62	FA
56	Preston Grasshoppers RFC	Preston	Yes	Yes	Long Pile 3G	124 x 78	World Rugby Compliant FA
59	Preston Sports Arena (UCLAN)	Preston	Yes	Yes	Long Pile 3G	120 x 76	World Rugby Compliant <sup>13</sup> FA
87	Balshaw's C of E High School	South Ribble	Yes	Yes	Medium Pile 3G	100 x 62	FA
115	Lancashire County Football Association Headquarters	South Ribble	Yes	Yes	Medium Pile 3G	90 x 62	FA
141	Penwortham Leisure Centre	South Ribble	Yes	Yes	Medium Pile 3G	100 x 62	FA
146	Runshaw College	South Ribble	Yes	Yes	Medium Pile 3G	98 x 62	-
152	St Marys RC High School	South Ribble	Yes	Yes	Short Pile 3G	100 x 62	FA

<sup>13</sup> Pitch's World Rugby Certification has expired and there is a need for a retest.

## CENTRAL LANCASHIRE PLAYING PITCH ASSESSMENT

In addition, there are also 11 smaller sized 3G pitches servicing Central Lancashire across six different sites. The local authorities of Preston and South Ribble each host five pitches whereas Chorley hosts one smaller sized pitch.

Such pitches are generally not suitable for adult match play but can be used to accommodate youth and mini matches provided they are FA approved, of an adequate size and with adequate run-off areas. More commonly, they are used to accommodate training demand, commercial football leagues and social play.

The smaller sized Lancashire County Football Association Headquarters is FA approved and can therefore accommodate mini 5v5 fixtures.

*Table 3.3: Additional supply of 3G pitches*

Site ID	Site name	Local authority	No. of pitches	Community use?	Floodlit?	Size (metres)
196	Clayton Green Sports Centre	Chorley	1	Yes	Yes	38x40
5	BAC/EE	Preston	1	Yes	Yes	20x42
80	Playfootball (Preston)	Preston	1	Yes	Yes	32x42
			2			22x32
81	West View Leisure Centre	Preston	1	Yes	Yes	38x58
115	Lancashire County Football Association Headquarters	South Ribble	1	Yes	Yes	28x38
255	South Ribble Tennis and Fitness Centre	South Ribble	4	Yes	Yes	16x28

All of these pitches are considered to accommodate some level of football training although this is not considered extensive and as such is not thought to affect the shortfalls below identified for access to full size 3G pitches.

### ***Future provision***

#### *Chorley*

Chorley Council is in the process of developing a multi sports hub site at West Way Playing Fields. The proposed development includes one adult and one youth 9v9 grass football pitch and one full sized floodlit 3G pitch. The Council is committed to delivering a scheme at West Way Playing Fields given the level of demand from local clubs and from the Football Foundation and Lancashire FA, subject to a development of design which is affordable.

Euxton Villa FC has aspirations to create a full size 3G pitch at Jim Fowlers Memorial Ground. The Club is currently spending substantial amount of expenditure accessing suitable winter training provision for its 32 teams. It indicates it can reduce this cost if all of its training demand is brought onto one site. In addition, it reports it is struggling to host competitive fixtures at the Jim Fowlers Memorial Ground, especially during winter, due to issues with pitch drainage. The Club reports it has open dialogue with Lancashire CFA regarding potentially creating a full size 3G pitch at the site, however, no formal application for planning or funding has been made.

Chorley RFC is in the process of developing its home ground on Chancery Road, Chorley. Having sold part of the site to pay back existing loans, the Club decided to redevelop the remaining land; including rebuilding the clubhouse facility and replacing existing grass pitch provision with a World Rugby compliant 3G pitch. Work at this development is on-going.

## CENTRAL LANCASHIRE PLAYING PITCH ASSESSMENT

---

### *Preston*

Ashton Park is currently being developed and improved in line with a masterplan which has recreational emphasis, supported by educational, community and charity users. The site has the potential to provide enhanced pitch improvements for football which can be developed in conjunction with the FA, FF and CFA.

Christ the King Catholic High School is working with Lancashire CFA to deliver a full size floodlit community available 3G pitch. The exact location of the pitch is still to be decided, however, it is likely to fall onto the footprint on the current grass football provision at the site.

### *South Ribble*

Further to the above, South Ribble Borough Council is investing in health and wellbeing throughout the Borough and as part of this, it is looking to invest in the development of sports pitch hub sites which will include 3G pitch provision.

### ***FA pitch register***

In order for competitive matches to be played on 3G pitches, the pitch should be FIFA or IMS tested and approved and added to the FA pitch register, which can be found at: <http://3g.thefa.me.uk/>.

Pitches undergo testing to become a FIFA Quality pitch (previously FIFA One Star) or a FIFA Quality Pro pitch (previously FIFA Two Star), with pitches commonly constructed, installed and tested in situ to achieve either accreditation. This comes after FIFA announced changes to 3G performance in October 2015 following consultation with member associations and licenced laboratories. The changes are part of FIFA's continued ambition to drive up performance standard in the industry and the implications are that all 3G pitches built through the FA framework will be constructed to meet the new criteria.

The changes from FIFA One Star to FIFA Quality will have minimal impact on the current hours of use guidelines, which suggests that One Star pitches place more emphasis on the product's ability to sustain acceptable performance and can typically be used for 60-85 hours per week with a lifespan of 20,000 cycles. In contrast, pitches built to FIFA Quality Pro performance standards are unlikely to provide the hours of use that some FIFA Two Star products have guaranteed in the past (previously 30-40 hours per week with a lifespan of 5,000 cycles). Typically, a FIFA Quality Pro pitch will be able to accommodate only 20-30 hours per week with appropriate maintenance due to strict performance measurements.

In Central Lancashire, the majority (83%) of full size 3G pitches are on the FA register and can therefore be used to host competitive matches. Re-testing is required every three years to ensure that this remains the case. Only the pitches at Corpus Christi Catholic High School and Runshaw College are the not on the FA register.

### ***World Rugby compliant pitches***

To enable 3G pitches to host competitive rugby union matches, World Rugby has developed the Rugby Turf Performance Specification. This is to ensure that the surfaces replicate the playing qualities of good quality grass pitches, provide a playing environment that will not increase the risk of injury and are of an adequate durability.

## CENTRAL LANCASHIRE PLAYING PITCH ASSESSMENT

The specification includes a rigorous test programme that assesses ball/surface interaction and player/surface interaction and has been modified to align the standard with that of FIFA. Any 3G pitch used for any form of competitive rugby must comply with this specification and must be tested every two years to retain compliance.

The RFU investment strategy into 3G pitches considers sites where grass rugby pitches are over capacity and where a pitch would support the growth of the game at the host site and for the local rugby partnership, including local clubs and education sites.

There are one World Rugby Compliant 3G pitches in Central Lancashire one at Preston Grasshoppers RFC. The pitch at Preston Sports Arena (UCLAN) previously held World Rugby certification until it expired in March 2018. This pitch will need retesting in the immediate future in order to regain its accreditation with no competitive rugby union demand to take place in the interim period.

### **Management**

Across Central Lancashire nine of the 12 (75%) full size 3G pitches are managed on educational sites. Of the remaining three pitches, two are managed by sporting bodies these are Preston Grasshoppers (RFU) and Lancashire County Football Association Headquarters (Lancashire FA).

The remaining pitch located at Penwortham Leisure Centre (South Ribble) is operated through a dual use agreement with the Leisure Centre and Penwortham Priory Academy. The School has ambitions to fully manage and operate the pitch once the agreement has finished.

### **Availability**

The availability of the pitches differs across Central Lancashire as the majority are located at educational sites which offer differing levels of accessibility.

The pitch at Fulwood Academy is not floodlit and is therefore only available at the weekends during the day. Conversely, the pitch at Runshaw College is only available throughout the week and is unavailable at the weekends due to restrictions on staffing availability at the College.

Corpus Christi Catholic High School, due to floodlighting restrictions, only allows its pitch to be accessed until 20:30.

Balshaw's C of E High School has restrictions in place in relation to weekend use due to noise although it should be noted that the grass football pitches on the site are utilised at weekends.

All remaining pitches are widely available throughout the week.

*Table 3.4: Summary of 3G pitch availability*

Site ID	Site	Local authority	Availability
177	Bishop Rawthorne C of E Language College	Chorley	Reserved for school use until 17:00 during the week. Available to the community from 17:00 until 21:00 Monday to Friday and from 10:00 until 21:00 Saturday to Sunday.
2	Ashton Community Science College	Preston	Reserved for school use until 17:00 during the week. Available to the community from 17:00 until 22:00 Monday to Friday and from 09:00 until 17:00 Saturday to Sunday.

## CENTRAL LANCASHIRE PLAYING PITCH ASSESSMENT

Site ID	Site	Local authority	Availability
13	Corpus Christi Catholic High School	Preston	Reserved for school use until 17:30 during the week. Available to the community from 17:30 until 20:30 Monday to Friday due to floodlighting restrictions and from 10:00 until 20:30 Saturday to Sunday.
19	Fulwood Academy	Preston	Pitch is utilised by the School during on weekdays, however, it is not available during the evening for community use due to the absence of floodlights. Available 09:30 until 17:00 for community use at the weekends.
54	Preston College	Preston	Reserved for school use until 16:30 during the week. Available to the community from 16:30 until 22:00 Monday to Friday and from 09:00 until 16:30 Saturday to Sunday.
56	Preston Grasshoppers RFC	Preston	Available to the community from 09:00 until 22:00 seven days a week.
59	Preston Sports Arena (UCLAN)	Preston	Available to the community from 09:00 until 21:30 Monday and Tuesdays, 09:00 until 22:00 Wednesdays and Thursdays, 09:00 until 19:30 Fridays and 09:00 until 17:00 Saturdays and Sundays.
87	Balshaw's C of E High School	South Ribble	Reserved for school use until 18:00 during the week. Available to the community from 18:00 until 21:00 Monday to Friday. Planning restrictions prevents weekend use due to noise.
115	Lancashire County Football Association Headquarters	South Ribble	Available to the community from 09:00 until 22:00 seven days a week. However, there is limited community use availability at weekends due to FA run courses etc.
141	Penwortham Leisure Centre	South Ribble	Reserved for school use until 17:30 during the week. Available to the community from 17:30 until 22:00 Monday to Friday and from 10:00 until 21:00 Saturday to Sunday.
146	Runshaw College	South Ribble	Reserved for school use until 18:00 during the week. Available to the community from 18:00 until 21:00 Monday to Friday. Not available for community use at the weekend.
152	St Marys RC High School	South Ribble	Reserved for school use until 18:00 during the week. Available to the community from 18:00 until 21:00 Monday to Friday and from 10:00 until 21:00 Saturday to Sunday.

Although Leyland Albion FC was originally (2015) a key club and was consulted with regarding access to the full size 3G pitch at Balshaw's C of E High School for training demand, the Club reports that it now struggles to access the site at preferred times, accessing the site for just two hours per week. Therefore, it also accesses the 3G pitch at Runshaw College, although training times at this site are less preferable.

Longsands Lynx JFC reports aspirations to establish a community use agreement with Fulwood Academy. The Club currently rents the use of both the grass football pitches and the full size 3G pitch at the School for 12 of its teams. It wants to secure the usage of the site on long term as it will struggle to find alternative provision if it were to be removed off site.



# CENTRAL LANCASHIRE PLAYING PITCH ASSESSMENT

## Quality

Depending on use, it is considered that the carpet of an AGP usually lasts for approximately ten years and it is the age of the surface, combined with maintenance levels, which most commonly affects quality. It is therefore recommended that sinking funds be put into place by providers to enable long-term sustainability, ongoing repairs and future refurbishment beyond this period.

Of the 12 full size 3G pitches eight (67%) are rated as good quality, three (25%) are standard quality and only one pitch (Corpus Christi Catholic High School) is poor quality.

The majority of full size 3G pitches considered to be good quality, with no issues identified following site assessments and user consultation.

In comparison, the pitches at Preston College, Lancashire County FA Headquarters and St Marys RC High School are standard quality due to some signs of wear and tear being apparent. In particular the pitch at Preston College is over its recommended lifespan; the rate of deterioration should be monitored in the short-term with consideration given to resurfacing refurbishment when required.

The only pitch to be assessed as poor quality is located at Corpus Christi Catholic High School through extensive community and school usage. Additionally, the pitch exceeds the recommended surface lifespan and should be considered for resurfacing.

Table 3.5: Age and quality of full size 3G pitches

Site ID	Site	Analysis area	Year installed/resurfaced	Quality
177	Bishop Rawthorne C of E Language College	Chorley	2014	Good
2	Ashton Community Science College	Preston	2013	Good
13	Corpus Christi Catholic High School	Preston	2006	Poor
19	Fulwood Academy	Preston	2015	Good
54	Preston College	Preston	2007	Standard
56	Preston Grasshoppers RFC	Preston	2016	Good
59	Preston Sports Arena (UCLAN)	Preston	2016	Good
87	Balshaw's C of E High School	South Ribble	2015	Good
115	Lancashire County Football Association Headquarters	South Ribble	2011	Standard
141	Penwortham Leisure Centre	South Ribble	2014	Good
146	Runshaw College	South Ribble	2015	Good
152	St Marys RC High School	South Ribble	2013	Standard

## Ancillary facilities

All full size 3G pitches are accompanied by ancillary facilities that are considered adequate with no issues raised during consultation or via site assessments.

### 3.3: Demand

All full size 3G pitches currently servicing Central Lancashire are reported as operating at or close to capacity during midweek at desirable times, especially in the winter, with the majority of the demand coming from either rugby union or football with occasional usage other pitch sports such as American Football (Lancashire Wolverines American Football Club).

# CENTRAL LANCASHIRE PLAYING PITCH ASSESSMENT

---

## ***Rugby union***

As previously mentioned the pitch at Preston Sports Arena (UCLAN) until March 2018 was WR Compliant. Therefore it is currently not accessed for competitive rugby union demand although UCLAN rugby union teams use the pitch for training purposes. As a result it is predominantly utilised by football clubs for training and competitive match play.

The only World Rugby Compliant 3G pitch in Central Lancashire is located at Preston Grasshoppers RFC. The site was identified for RFU investment as part of the RFU Rugby 365 programme under the “Rugby Turf” approach where the RFU meets the full investment cost in return for a 25 year lease over the sitting of the AGP.

This pitch is already being utilised by Preston Grasshoppers RFC for both training and competitive fixtures. The pitch also accommodates considerable amounts of imported demand from the following clubs and schools;

- ◀ Lancashire Wolverines American Football Club (Blackburn with Darwen)
- ◀ Kirkam Grammar School (Fylde)
- ◀ Sale Sharks RFC – Community Programmes (Salford)
- ◀ Garstang RFC (Wyre)
- ◀ Stonyhurst College (Ribble Valley)
- ◀ Fylde RFC (Fylde)

## ***Football***

The FA considers high quality 3G pitches as an essential tool in promoting coach and player development. The pitches can support intensive use and as such are great assets for football use. Primarily, such facilities have been installed for social use and training, however, they are increasingly used for competition, which The FA wholly supports.

### *Training demand*

Getting access to good quality, affordable training facilities is a problem for many clubs throughout the country. In the winter months, midweek training is only possible at floodlit facilities.

Of clubs responding to consultation, just under half (48%) across Central Lancashire report that they require additional training facilities, with the vast majority (97%) of these specifically mentioning demand for 3G pitches. Some teams currently access sand-based pitches or indoor sports halls, whilst others do access 3G pitches but do so at undesirable times.

The clubs that express a need for more 3G pitches or for greater access to the existing stock are as follows:

### *Chorley*

- ◀ Whittle Wanderers FC
- ◀ Brinscall Village JFC
- ◀ Astley & Buckshaw JFC
- ◀ Bridge Celtic FC
- ◀ Charnock Richards FC
- ◀ Euxton Villa FC
- ◀ Freestyle Urban Soccer FC
- ◀ Chorley Wanderers FC
- ◀ Croston JFC
- ◀ Adlington JFC
- ◀ Chorley FC

# CENTRAL LANCASHIRE PLAYING PITCH ASSESSMENT

---

## *Preston*

- ◀ Ribble Wanderers FC
- ◀ Walton North End JFC
- ◀ Cadley FC
- ◀ Sir Tom Finney FC
- ◀ Pirates JFC
- ◀ BAC/EE JFC
- ◀ Longsands Lynx JFC
- ◀ Ribblesdale FC

## *South Ribble*

- ◀ Hoole United FC
- ◀ Kingsfold FC
- ◀ Bamber Bridge FC
- ◀ New Longton Rovers FC
- ◀ Penwortham Town FC
- ◀ Leyland BTR FC
- ◀ Leyland Albion FC

## *FA training scenario (for full size 3G pitches)*

The FA's long-term ambition is to provide every affiliated team in England the opportunity to train once per week on a floodlit 3G surface, together with priority access for every Charter Standard Community Club through a partnership agreement.

In order to calculate the number of football teams a 3G pitch can service for training, peak time access is considered to be from 18:00 until 22:00 Tuesday-Thursday resulting in an overall peak period of 12 hours per week. Mondays and Fridays are not included within this calculation as it is considered that most teams do not want to train in such close proximity to a weekend match.

Full size 3G pitches are divided into thirds or quarters for training purposes meaning they can accommodate either three or four teams per hour and either 36 or 48 teams per week (during the peak training period). Based on an average of these numbers, the FA estimates that 38 teams can be accommodated on one full size 3G pitch for training.

It is considered that there is a total of 649 football teams which require access to train once per week on floodlit 3G surfaces across Central Lancashire, broken down to 195 teams in Chorley, 210 teams in Preston and 244 teams in South Ribble. When applied on a local authority level, this equates to the need for five 3G pitches in Chorley, six in Preston and six in South Ribble, which totals 17 full size 3G pitches for the whole of Central Lancashire.

At present, there are 12 full sized 3G pitches across Central Lancashire; however, for the purpose of the analysis the pitches at Fulwood Academy and Preston Grasshoppers RFC have been excluded.

Fulwood Academy is excluded due to the fact it is not floodlit and therefore not widely available for community use at peak time and Preston Grasshoppers RFC as it is primarily programmed for rugby union training and matches with limited capacity available to accommodate football club training, though it is possible that small sided recreational football will form part of the programme in future at off-peak times for rugby union.

Consequently, there is a total of 10 fully accessible full size 3G pitches, meaning on this basis there is a shortfall of seven to meet training demand for football.

Although there is an FA aspiration for all football teams to train on 3G pitches, in practice it is likely that a proportion of football training will be retained on sand based AGPs (this also helps to maintain financial and commercial sustainability of these pitches) and small sided 3G pitches.

## CENTRAL LANCASHIRE PLAYING PITCH ASSESSMENT

As identified earlier, there are also 11 smaller sized 3G pitches servicing Central Lancashire across six different sites. The local authorities of Preston and South Ribble each host five pitches whereas Chorley hosts one smaller sized pitch. All of these pitches are considered to accommodate some level of football training although this is not considered extensive and as such is not thought to affect the shortfalls below identified for access to full size 3G pitches.

The table below considers where the additional 3G pitches are required, based on each team training within the analysis area in which they play.

*Table 3.6: Current demand for 3G pitches by local authority (based on 38 teams per pitch)*

Analysis area	Current number of teams	3G requirement <sup>14</sup>	Current number of 3G pitches	Potential shortfall
Chorley	195	5.13 - 5	1	4
Preston	210	5.52 - 6	4	2
South Ribble	244	6.42 - 6	5	1

The greatest shortfall is in Chorley, amounting to four full size 3G pitches; however, there are also shortfalls of two in Preston and one in South Ribble. When considering future demand in the table below, the shortfall increases by two, one each in Chorley and South Ribble.

*Table 3.7: Future demand for 3G pitches by analysis area (based on 38 teams per pitch)*

Analysis area	Future number of teams	3G requirement <sup>15</sup>	Current number of 3G pitches	Potential shortfall
Chorley	230	6.05 - 6	1	5
Preston	222	5.84 - 6	4	2
South Ribble	264	6.94 - 7	5	2

If the proposed developments at West Way Playing Field (Chorley) and Christ the King Catholic High School (Preston) the overall shortfall for Central Lancashire will reduce to seven full size 3G pitches.

### **Rugby**

As mentioned previously, there is currently one World Rugby compliant 3G pitch within Central Lancashire at Preston Grasshoppers; however, given the ambitions of Chorley RFC and given the shortfalls identified within Part 5 of this report, scope exists for provision to be created in the future.

### **3.4: Supply and demand analysis**

In conclusion, there is an insufficient supply of full size 3G equivalents to meet current and anticipated future training demand based on the FA training model in Central Lancashire. As such, it is determined that an increase in provision is required.

To ensure that current supply and any future supply are of a good enough standard to accommodate demand, providers are encouraged to put sinking funds in place to ensure long-term sustainability. This will allow for re-surfacing to take place when required and will ensure that FA certification remains in place.

<sup>14</sup> Rounded to the nearest whole number

<sup>15</sup> Rounded to the nearest whole number

## CENTRAL LANCASHIRE PLAYING PITCH ASSESSMENT

For rugby union, grass pitch solutions to current issues are considered adequate, coupled with the re-certification of the 3G pitch at Preston Sports Arena (UCLAN). The provision of the WR compliant 3G pitch at Preston Grasshoppers RFC has removed a significant amount of demand away from grass pitches. The use of 3G and AGP pitches, by rugby union teams for training is not conducive to rugby union development; with clubs requiring greater access to WR compliant provision.

### ***Conversion from hockey suitable AGP surface types***

As later detailed in Part 7, the current stock of hockey suitable AGPs require protecting for hockey demand, meaning conversion to 3G is not a viable option unless replacement provision is provided.

Since the introduction of 3G pitches and given their popularity for football, providers have seen this as a way to replace a worn sand or water based carpet and generate increased revenue from hiring out a 3G pitch to football and rugby clubs and commercial football providers. This has often come at the expense of hockey, with players now travelling further distances to gain access to a suitable pitch and many teams consequently displaced from their preferred local authority.

Due to its impact on hockey, it is appropriate to ensure that sufficient sand based AGPs are retained for the playing development of hockey. To that end, a change of surface will require planning permission as the works constitute development, and the applicants will need to show that there is sufficient provision available for hockey in the locality. Advice from Sport England and EH should therefore be sought prior to any planning application being submitted.

#### **3G summary**

- ◀ **In conclusion, there is an insufficient supply of full size 3G equivalents to meet current and anticipated future training demand based on the FA training model in Central Lancashire. As such, it is determined that an increase in provision is required.**
- ◀ **The greatest shortfall is in Chorley, amounting to four full size 3G pitches; however, there are also shortfalls of two in Preston and one in South Ribble.**
- ◀ There are total of 12 full size 3G pitches in Central Lancashire. Preston has the most pitches with a total of six followed by South Ribble with five pitches. The least amount of full size 3G provision is Chorley with just one pitch located at Bishop Rawthorne C of E Language College.
- ◀ In addition, there are also 11 smaller sized 3G pitches servicing Central Lancashire across six different sites. The local authorities of Preston and South Ribble each host five pitches whereas Chorley hosts one smaller sized pitch.
- ◀ Chorley Council, Euxton Villa FC and Chorley RFC all report aspirations to create full size 3G provision.
- ◀ Preston Council and Christ the King Catholic High School report aspirations to create full size 3G provision.
- ◀ South Ribble Borough Council is looking to invest in a sports pitch hub site which will include 3G pitch provision.
- ◀ There is one World Rugby Compliant 3G pitches in Central Lancashire which is located at Preston Grasshoppers RFC.
- ◀ Across Central Lancashire nine of the 12 (75%) full size 3G pitches are managed on educational sites. Of the remaining three pitches, two are managed by sporting bodies these are Preston Grasshoppers (RFU) and Lancashire County Football Association Headquarters (Lancashire FA).
- ◀ The availability of the pitches differs across Central Lancashire as the majority are located at educational sites which offer differing levels of accessibility.
- ◀ Of the 12 full size 3G pitches eight (67%) are rated as good quality, three (25%) are standard quality and only one pitch (Corpus Christi Catholic High School) is poor quality.

# CENTRAL LANCASHIRE PLAYING PITCH ASSESSMENT

## PART 4: CRICKET

### 4.1: Introduction

Lancashire Cricket Foundation (LCF) serves as the governing and representative body for cricket across Central Lancashire. Its aim is to promote the game at all levels through partnerships with professional and recreational cricketing clubs, and other appropriate agencies.

The LCF is currently working with the ECB on delivering its new five-year plan, Cricket Unleashed. Its success will be measured by the number of people who support, play and follow the whole game and is based upon five key areas (More play, great teams, inspired fans, good governance and social responsibility and strong finance and operations).

### Consultation

There are 26 affiliated cricket clubs playing in Central Lancashire. Of these, 22 responded to either online or telephone consultation requests representing an 85% response rate. The table below details the response rate by local authority.

Table 4.1: Summary of consultation with affiliated clubs

Local authority	Response rate
Chorley	11/13 (85%)
Preston	5/7 (71%)
South Ribble	6/6 (100%)
<b>Total</b>	<b>22/26 (85%)</b>

### 4.2: Supply

There are 33 grass wicket squares in Central Lancashire located across 32 sites. All of the squares are available for community use, with the most (46%) existing in Chorley. Preston and South Ribble share the remaining provision with nine (27%) grass wicket squares each.

Table 4.2: Summary of grass wicket squares

Analysis area	No. of squares
Chorley	15
Preston	9
South Ribble	9
<b>Central Lancashire</b>	<b>33</b>

In addition, there are non-turf pitches (NTPs) accompanying the grass wicket squares at the following sites:

#### Chorley

- ◆ Adlington Cricket Club (Central)
- ◆ Croston Sports Club (Central)
- ◆ Eccleston Cricket Club (West)
- ◆ Mawdesley Cricket Club (West)

## CENTRAL LANCASHIRE PLAYING PITCH ASSESSMENT

### Preston

- ◀ BAC/EE (South)
- ◀ Fulwood & Broughton Cricket Club (North East)
- ◀ Grimsargh Green (North East)
- ◀ Our Ladys RC High School (North West)
- ◀ Preston Grasshoppers RFC (North West)
- ◀ Preston Sports Club (South)
- ◀ Whittingham & Goosnargh Cricket Club (North West)

### South Ribble

- ◀ Hutton C of E Grammar School (Western Parishes)
- ◀ Wellfield Business and Enterprise College and High School

There are also five standalone NTPs in Central Lancashire. These are located at the following sites:

### Chorley

- ◀ Albany Science Academy (Central)
- ◀ Rivington and Blackrod High School (Central)

### Preston

- ◀ Moor Park (South) x 2

### South Ribble

- ◀ Hutton Playing Field (Western Parishes)

NTPs not only assist with training (with the aid of mobile nets) but are also frequently used for junior matches across the country.

Table 4.3: Key to map of cricket pitches

Site ID	Site	Analysis area	Community use?	No. of squares	No. of wickets	
					grass	non-turf
<b>Chorley</b>						
170	Adlington Cricket Club	Central	Yes	1	13	1
171	Albany Science College	Central	No	1	-	1
178	Bretherton Cricket Club	West	Yes	1	6	1
181	Brinscall Village JFC	East	Yes	1	12	-
188	Charnock Richard FC (Mossie Park)	Central	Yes	1	6	-
191	Chorley Cricket Club	Central	Yes	1	14	-
200	Croston Sports Club	Central	Yes	1	10	1
205	Eccleston Cricket Club	West	Yes	1	8	1
208	Euxton Cricket Club	West	Yes	1	12	-
218	Hoghton Village Hall	East	Yes	1	12	-
226	Mawdesley Cricket Club (Rectory Field)	West	Yes	1	6	1
237	St Michael's CE High School	Central	Yes-unused	1	4	-

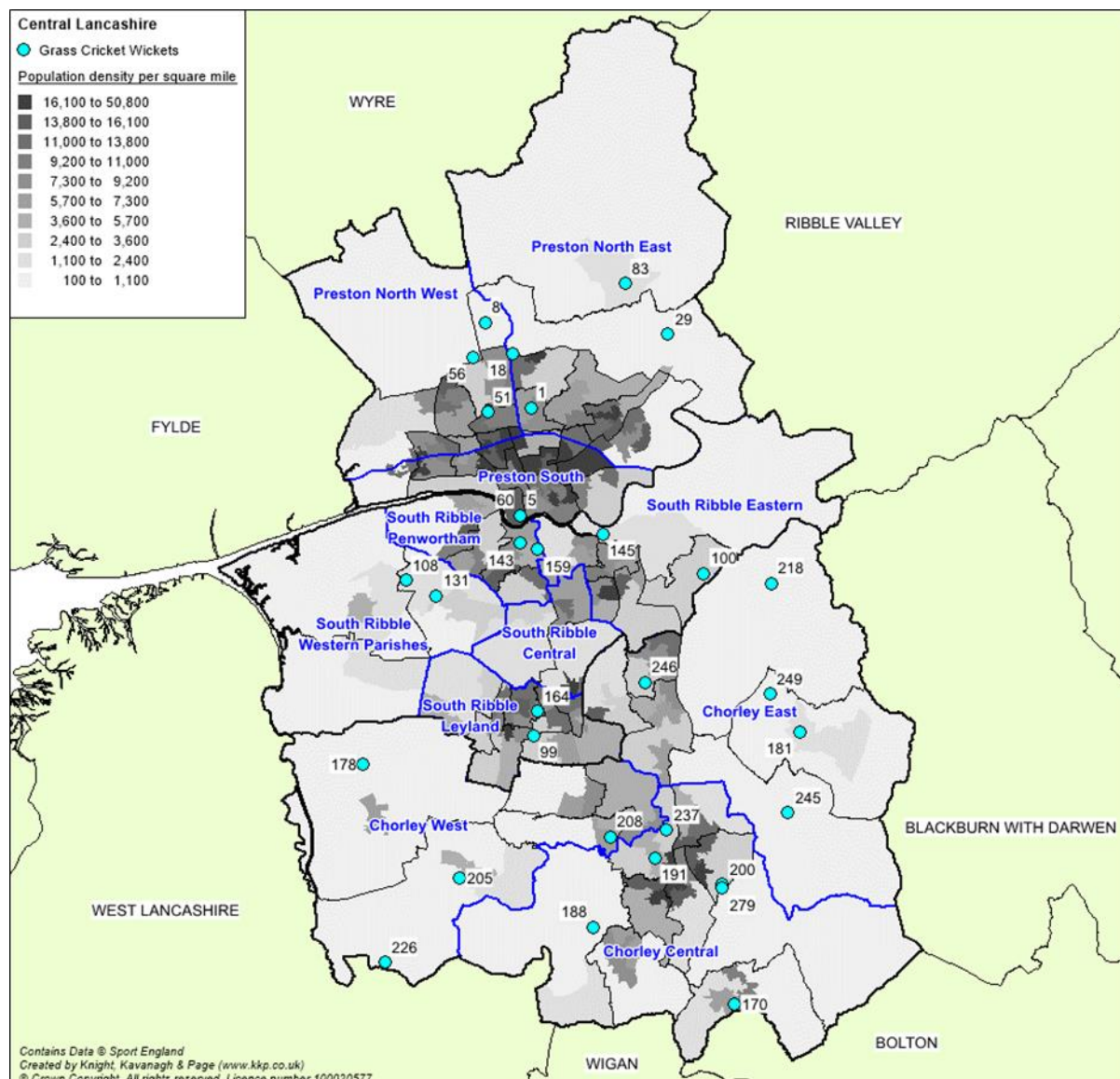
## CENTRAL LANCASHIRE PLAYING PITCH ASSESSMENT

Site ID	Site	Analysis area	Community use?	No. of squares	No. of wickets	
					grass	non-turf
245	White Coppice Cricket Club	East	Yes	1	8	-
246	Whittle & Clayton-le-Woods Cricket Club	East	Yes	1	12	-
249	Withnell Fold Sports and Social Club	East	Yes	1	16	-
269	Rivington and Blackrod high school (upper School)	Central	Yes	1	-	1
279	Gillet Playing Fields, Limbrick	Central	Yes	1	12	-
<b>Preston</b>						
1	Archbishop Temple High School	North East	Yes	1	4	-
5	BAC/EE	South	Yes	1	10	1
8	Broughton Business Enterprise College & high school	North West	Yes - unused	1	5	1
18	Fulwood & Broughton Cricket Club	North East	Yes	1	10	1
29	Grimsargh Green	North East	Yes	1	7	1
48	Moor Park	South	Yes	2	-	1
51	Our Lady's RC High School	North West	Yes-unused	1	4	1
56	Preston Grasshoppers RFC	North West	Yes	1	3	1
60	Preston Sports Club	South	Yes	1	12	1
83	Whittingham & Goosnargh Cricket Club	North East	Yes	1	9	1
<b>South Ribble</b>						
99	Fox Lane Sports Club	Leyland	Yes	1	12	-
100	Gregson Lane	Eastern	Yes	1	8	-
108	Hutton C of E Grammar School	Western Parishes	Yes	1	5	1
109	Hutton Playing Field	Western Parishes	Yes	1	-	1
131	New Longton Sports & Social Club	Western Parishes	Yes	1	6	-
143	Penwortham Sports and Social Club	Penwortham	Yes	1	14	-
145	Queen Victoria Ground (Walton-Le-Dale)	Eastern	Yes	1	10	-
159	Vernon Carus Sports & Social Club	Penwortham	Yes	2	6	-
					16	-
164	Wellfield Business and Enterprise College & high school	Leyland	Yes	1	3	1



# CENTRAL LANCASHIRE PLAYING PITCH ASSESSMENT

Figure 4.1: Map of sites with grass cricket squares within Central Lancashire



## Future provision

Fulwood & Broughton CC is working with the LCF in developing provision at Fulwood & Broughton Cricket Club. The Club has recently bought the field to the east of its existing ground to develop a second square in addition to a new fixed bay practice area, car park and clubhouse extension.

It indicates it will initially create the four lane artificial fix practice bays as part of a phased approach which will later see the creation of the car park, second square and clubhouse extension. It hopes to complete the entire expansion within the next five years and is actively searching for available funding streams to assist in this objective.

The Club is at capacity and has to export demand outside of Central Lancashire to accommodate its third Saturday team. Once the second square has been established it wants to return this demand back to the site in addition to increase participation, especially at a women and girls level.

## CENTRAL LANCASHIRE PLAYING PITCH ASSESSMENT

---

### *ECB Ball Strike*

Where there is either new cricket provision being put in place or more commonly development which may prejudice the use of the sporting facility there would be a requirement for a full ball strike risk assessment to be undertaken and appropriate mitigation put in place as part of the development.

As such the ECB recommends that the clubs and organisations seek to have a ball strike risk assessment undertaken. Further information can be provided by the ECB.

### **Security of tenure**

Most cricket clubs (69% or 18 clubs) across Central Lancashire have secure tenure at their primary home ground with the remaining clubs renting their facilities.

#### *Chorley*

Only two clubs in Chorley, Charnock St James CC and Whittle & Clayton-le-woods CC, have unsecure tenure. The former rents the grass cricket square at Charnock Richard FC (Mossie Park) from the Club and reports no issues with this arrangement. Whittle & Clayton-le-Woods CC rents its home ground from local developer, Primrose Developments. Although the Club does not report this to be a concern currently this may become problematic in the future if Primrose Developments has aspirations to sell the site.

All other cricket clubs in Chorley have secure tenure via freehold or long term leases. Adlington, Bretheron, Chorley, Croston, Eccleston, Euxton and White Coppice cricket clubs have secure tenure through freeholds. Brinscall CC and Withnell Fold CC have secure tenure at Brinscall Village Junior FC (through Brinscall and Withnell Athletic Recreation Association) and Withnell Fold Sports and Social Club respectively.

Hoghton CC has a 50 year lease for Hoghton Village Hall from Hoghton Tower Estate, whereas, Mawdesley CC has 25 years remaining on its lease of Rectory Field from the Blackburn Diocese.

#### *Preston*

Fulwood & Broughton CC has secure tenure, via a freehold of its home ground, whereas Grimsargh CC and Preston CC both have secure tenure as they lease Grimsargh Green and Preston Sports Club, respectively, long term from Preston City Council.

Ingol CC rents the use of the grass cricket square at Preston Grasshoppers RFC and is therefore considered to have unsecure tenure. Similarly, Whittingham & Goosnargh CC rents its home ground from Health Authority (Crown Property). The Club reports it cannot access grant funding as it does not have long term security of tenure at the site and therefore has to make improvements gradually with limited finances.

BAC/EE CC signed a 35 year lease agreement in 2006 for the use of BAC/EE from the Emerson Group, however, due to the Club owing the lessee a substantial amount of funds the agreement changed to a tenancy at will in 2008. Under the new terms of the tenancy either stakeholder can terminate the contract at will therefore BAC/EE is not considered to have security of tenure.

## CENTRAL LANCASHIRE PLAYING PITCH ASSESSMENT

### South Ribble

In South Ribble, Gregson Lane, Leyland, New Longton and Penwortham cricket clubs all have secure tenure at their sites through either long term leases or a freehold. It should be noted that New Longton CC has 20 years remaining on its lease from South Ribble Borough Council which will need to be monitored and renewed in order for the Club to access relevant grant funding.

Conversely, Veron Carus CC and Walton-le-Dale CC rent the use of their sites from Bovis Holmes and Recreation Society Trust, respectively. Veron Carus CC report the site it accesses, Veron Carus Sports & Social Club, was previously bought by Bovis Holmes to build houses; however, this potential development has not come to fruition. It indicates aspirations to acquire a long term lease or freehold on the site in order to access potential grant funding to make improvements to the provision.

Walton-le-Dale CC rent the Queen Victoria Ground from the Recreation Society Trust on a seasonal agreement. This does not provide the Club with secure tenure; however, it does not report any issues in regard to this arrangement.

### Pitch quality

As part of the PPS guidance, there are three levels to assessing the quality of cricket pitches: good, standard and poor. Maintaining high pitch quality is the most important aspect of cricket; if the wicket is poor, it can affect the quality of the game and can, in some instances, become dangerous.

The non-technical assessment of grass wicket squares in Central Lancashire found 14 squares to be good quality, 19 to be standard quality with no squares assessed as poor quality.

Table 4.4: Summary of quality for grass wicket squares

Local authority	Quality of grass wicket squares		
	Good	Standard	Poor
Chorley	6	7	-
Preston	6	5	-
South Ribble	2	7	-
<b>Total</b>	<b>14</b>	<b>19</b>	<b>-</b>

Although rated as standard quality Preston CC report the square at Preston Sports Club has suffered from vandalism and poor drainage within the last 12 months and has therefore reduced in quality. The table overleaf summarises the quality of the grass cricket squares by local authority across Central Lancashire.

Table 4.5: Quality ratings for grass wicket squares (site by site) across Central Lancashire

Site ID	Site	Analysis area	No. of squares	Square quality
<b>Chorley</b>				
170	Adlington Cricket Club	Central	1	Good
178	Bretherton Cricket Club	West	1	Good
181	Brinscall Village Junior Football Club	East	1	Good
188	Charnock Richard Football Club (Mossie Park)	Central	1	Good
191	Chorley Cricket Club	Central	1	Standard

## CENTRAL LANCASHIRE PLAYING PITCH ASSESSMENT

Site ID	Site	Analysis area	No. of squares	Square quality
200	Croston Sports Club	Central	1	Good
205	Eccleston Cricket Club	West	1	Good
208	Euxton Cricket Club	West	1	Standard
218	Hoghton Village Hall	East	1	Standard
226	Mawdesley Cricket Club (Rectory Field)	West	1	Standard
237	St Michael's CE High School	Central	1	Standard
245	White Coppice Cricket Club	East	1	Standard
246	Whittle & Clayton-le-woods Cricket Club	East	1	Standard
249	Withnell Fold Sports and Social Club	East	1	Good
279	Gillet Playing Fields, Limbrick	Central	1	Good
<b>Preston</b>				
1	Archbishop Temple High School	North East	1	Good
5	BAC/EE	South	1	Good
8	Broughton Business Enterprise College & high school	North West	1	Standard
18	Fulwood & Broughton Cricket Club	North East	1	Good
29	Grimsargh Green	North East	1	Standard
51	Our Ladys RC High School	North West	1	Standard
56	Preston Grasshoppers RFC	North West	1	Standard
60	Preston Sports Club	South	1	Standard
83	Whittingham & Goosnargh Cricket Club	North East	1	Good
<b>South Ribble</b>				
99	Fox Lane Sports Club	Leyland	1	Standard
100	Gregson Lane	Eastern	1	Standard
108	Hutton C of E Grammar School	Western Parishes	1	Standard
131	New Longton Sports & Social Club	Western Parishes	1	Standard
143	Penwortham Sports and Social Club	Penwortham	1	Standard
145	Queen Victoria Ground (Walton-Le-Dale)	Eastern	1	Standard
159	Vernon Carus Sports & Social Club	Penwortham	2	Good
164	Wellfield Business and Enterprise College & high school	Leyland	1	Standard

To obtain a full technical assessment of wicket and pitches, the ECB recommends a Performance Quality Standard (PQS) assessment. The PQS looks at a cricket square to ascertain whether the pitch meets the Performance Quality Standards, which are benchmarked by the Institute of Groundsman.

Table 4.6: Performance Quality Standard Ratings

Quality rating	Details
Premier (High)	Where the surface is intended for Premier League play, with those within the top quartile capable of holding minor county and 1st class one day matches. May include some of the better schools and university pitches
Club (Standard)	A Club pitch suitable for league, school and junior cricket
Basic	An acceptable level suitable for recreational cricket and where the surface is designed and maintained within tight financial limitations such as local authorities
Unsuitable	This is where the surface is deemed unfit or unsafe for play

## CENTRAL LANCASHIRE PLAYING PITCH ASSESSMENT

Clubs can contact the ECB to arrange for a pitch advisor to complete three different reports (comprehensive/mini/verbal) that vary in cost. A fully comprehensive report includes soil testing and guidance on machinery and corrective procedures, a mini report includes guidance on machinery and corrective procedures and a verbal report is a spoken version of a mini report.

Mawdesley Cricket Club (Chorley) recently commissioned a PQS report for its home ground (March 2018), Rectory Field. The report indicates that the grass cricket square is generally well kept with some issues in regard to outfield drainage. These issues were the compaction of the outfield soil and the layer of thatch on the surface. Recommendations were made to either gradually scarify the top layer of the outfield or to use a Koro field top maker machine to plane off the entire layer of thatch. In addition the site would benefit from improvements to the drainage system.

In addition to Mawdesley Cricket Club, the following seven clubs report issues with outfield drainage:

- ◀ Brinscall CC (Chorley)
- ◀ Whittle & Clayton-le-woods CC (Chorley)
- ◀ Hoghton CC (Chorley)
- ◀ Eccleston CC (Chorley)
- ◀ Grimsargh CC (Preston)
- ◀ Preston CC (Preston)
- ◀ Penwortham CC (South Ribble)

### **Ancillary facilities**

The audit of ancillary facilities determined that nine grass wicket squares are accompanied by good quality changing rooms, 14 squares by standard quality changing rooms and three squares by poor quality changing rooms.

*Table 4.7: Changing room quality (Primary venues for affiliated cricket clubs)*

Site ID	Site	Analysis area	No. of squares	Changing room quality
<b>Chorley</b>				
170	Adlington Cricket Club	Central	1	Good
178	Bretherton Cricket Club	West	1	Standard
181	Brinscall Village Junior Football Club	East	1	Good
188	Charnock Richard Football Club (Mossie Park)	Central	1	Good
191	Chorley Cricket Club	Central	1	Standard
200	Croston Sports Club	Central	1	Good
205	Eccleston Cricket Club	West	1	Good
208	Euxton Cricket Club	West	1	Standard
218	Hoghton Village Hall	East	1	Poor
226	Mawdesley Cricket Club (Rectory Field)	West	1	Good
245	White Coppice Cricket Club	East	1	Standard
246	Whittle & Clayton-le-woods Cricket Club	East	1	Poor
249	Withnell Fold Sports and Social Club	East	1	Standard
279	Gillet Playing Fields, Limbrick	Central	1	Standard
<b>Preston</b>				
5	BAC/EE	South	1	Good

## CENTRAL LANCASHIRE PLAYING PITCH ASSESSMENT

Site ID	Site	Analysis area	No. of squares	Changing room quality
18	Fulwood & Broughton Cricket Club	North East	1	Good
29	Grimsargh Green	North East	1	Standard
56	Preston Grasshoppers RFC	North West	1	Standard
60	Preston Sports Club	South	1	Standard
83	Whittingham & Goosnargh Cricket Club	North East	1	Standard
<b>South Ribble</b>				
99	Fox Lane Sports Club	Leyland	1	Standard
100	Gregson Lane	Eastern	1	Poor
131	New Longton Sports & Social Club	Western Parishes	1	Standard
143	Penwortham Sports and Social Club	Penwortham	1	Good
145	Queen Victoria Ground (Walton-Le-Dale)	Eastern	1	Standard
159	Vernon Carus Sports & Social Club	Penwortham	2	Standard

### *Chorley*

Chorley has most (67%) of the poor quality changing room facilities across Central Lancashire. Clubs which use these sites, Hoghton CC (Hoghton Village Hall) and Whittle & Clayton-le-Woods CC report issues with vandalism and a general need for modernisation of worn and dated facilities.

In addition, Euxton CC has registered preliminary interest to the LCF to develop/improve its ancillary facilities.

Although changing rooms at Croston Sports Club are assessed as good quality, Croston CC report aspirations to improve them further in the near future.

### *Preston*

As previously mentioned, Fulwood & Broughton CC has aspirations to increase the footprint of its clubhouse. It reports it will need to improve facilities to account for the anticipated additional demand which will be created with the creation of a second grass cricket square. It indicates actively looking for potential grant funding options to assist in the process.

### *South Ribble*

Gregson Lane CC report it has submitted a planning application to demolish the poor quality changing room at its home ground and develop new provision, however, this has initially been opposed based upon ball strike range. It is unknown if the Club plan to revisit these plans with alterations to negate this problem.

### **Training facilities**

Access to cricket nets is important, particularly for pre-season/winter training; however, LCF reports that access to indoor net facilities is an issue across the County. Only three sites used by affiliated cricket clubs in Central Lancashire are not serviced by practice nets, these are:

- ◀ Brinscall Village Junior Football Club (Chorley)
- ◀ Preston Grasshoppers RFC (Preston)
- ◀ New Longton Sports & Social Club (South Ribble)

Although the majority of clubs are serviced by practice facilities, 13 clubs still indicate aspirations for additional training facilities, which are summarised in table below.

## CENTRAL LANCASHIRE PLAYING PITCH ASSESSMENT

Table 4.8: Summary of demand for additional training facilities

Site ID	Site	Club	Comments
<b>Chorley</b>			
181	Brinscall Village Junior Football Club	Brinscall CC	Mobile netting cage.
188	Charnock Richard Football Club (Mossie Park)	Charnock St. James CC	NTP and mobile netting cage.
200	Croston Sports Club	Croston CC	Permanent netting cage.
208	Euxton Cricket Club	Euxton CC	Improved quality netting facilities.
218	Hoghton Village Hall	Hoghton CC	Fixed bay practice nets.
226	Mawdesley Cricket Club (Rectory Field)	Mawdesley CC	A new three fixed bay practice nets as current facilities are inadequate.
246	Whittle & Clayton-le-woods Cricket Club	Whittle & Clayton-le-woods CC	Mobile netting cage.
<b>Preston</b>			
18	Fulwood & Broughton Cricket Club	Fulwood & Broughton CC	Four lane fixed practice bay.
29	Grimsargh Green	Grimsargh CC	Permanent netting cage.
60	Preston Sports Club	Preston CC	Better quality practice bays.
83	Whittingham & Goosnargh Cricket Club	Whittingham & Goosnargh CC	Improvements to current fixed bay practice nets and new mobile netting cage.
<b>South Ribble</b>			
131	New Longton Sports & Social Club	New Longton CC	Fixed bay practice nets.
143	Penwortham Sports and Social Club	Penwortham CC	Additional NTP practice nets.
145	Queen Victoria Ground (Walton-Le-Dale)	Walton-le-Dale CC	NTP and mobile netting cage.

Both Fulwood & Broughton CC (Preston) and New Longton CC (South Ribble) are actively planning to submit grant funding application for the installation of fix bay artificial practice nets at Fulwood & Broughton CC and New Longton Sports & Social Club, respectively.

### 4.3: Demand

There is a total of 26 affiliated clubs competing in Central Lancashire generating 144 teams. As a breakdown, this equates to 72 senior men's, three senior women's and 69 junior boys' teams.

In addition to affiliated demand, there are also three unaffiliated senior men's teams and two university senior men's teams which play their competitive fixtures across Central Lancashire. This demand has been included in the table below and will factor into the supply and demand analysis which follows.

The distribution of these teams across the clubs can be seen in the table below.

## CENTRAL LANCASHIRE PLAYING PITCH ASSESSMENT

Table 4.9: Summary of teams

Club name	No. of competitive teams			
	Senior men's	Senior women's	Junior boys'	Junior girls'
<b>Chorley</b>				
Adlington CC	2	-	2	-
Bretherton CC	1	-	-	-
Brinscall CC	3	-	4	-
Charnock St James CC	2	-	-	-
Chorley CC	3	-	7	-
Croston CC	3	-	3	-
Eccleston CC	2	-	4	-
Euxton CC	3	-	6	-
Hoghton CC	2	-	1	-
Mawdesley CC	3	-	5	-
White Coppice CC	1	-	-	-
Whittle & Clayton-le-woods CC	2	-	2	-
Withnell Fold CC	2	-	1	-
<b>Preston</b>				
BAC/EE CC	3	-	-	-
Fulwood & Broughton CC	4	-	7	-
Grimsthorpe CC	4	-	1	-
Ingol CC	2	-	-	-
Preston CC	3	-	-	-
Whittingham & Goosnargh CC	2	-	1	-
Barton Grange CC (Unaffiliated)	1	-	-	-
Preston Grasshoppers CC (Unaffiliated)	1	-	-	-
Preston North End CC (Unaffiliated)	1	-	-	-
UCLAN	2	-	-	-
<b>South Ribble</b>				
Gregson Lane CC	3	-	1	-
Leyland CC	5	2	10	-
New Longton CC	3	-	3	-
Penwortham CC	5	-	6	-
Veron Carus CC	5	1	4	-
Walton-le-Dale CC	4	-	1	-
<b>Total</b>	<b>77</b>	<b>3</b>	<b>69</b>	<b>-</b>

There are no dedicated junior girls' teams in the Central Lancashire although there are three dedicated women's teams, all of which are based within the local authority of South Ribble.

A summary of teams by local authority can be seen in the table below. Most of the cricket demand in Central Lancashire is located within Chorley with a total of 64 teams (43%). The remaining demand is split between South Ribble (36% or 53 teams) and Preston with 32 teams (21%).



## CENTRAL LANCASHIRE PLAYING PITCH ASSESSMENT

Table 4.10: Summary of teams by local authority

Analysis area	Number of teams				Total
	Senior men's	Senior women's	Junior boys'	Junior girls'	
Chorley	29	-	35	-	64
Preston	23	-	9	-	32
South Ribble	25	3	25	-	53
<b>Central Lancashire</b>	<b>77</b>	<b>3</b>	<b>69</b>	<b>-</b>	<b>149</b>

There is no unmet or latent demand reported by any of the clubs.

### **Imported demand**

Imported demand refers to any demand from neighbouring local authorities that accesses facilities within the Central Lancashire study area due to a lack of available facilities in other local authorities where such team or club is based. There is no known imported cricket demand into Central Lancashire.

### **Exported demand**

Displaced or exported demand refers to Central Lancashire based teams that are currently accessing pitches outside of the local authority for their home fixtures, normally because their pitch requirements cannot be met, which is usually because of pitch supply, in some cases quality issues or stipulated league requirements for access to certain facilities. In the same manner, it also refers to demand imported from other local authorities into Central Lancashire based on the same reasoning.

In total there are two teams from two clubs which export demand from Central Lancashire. Fulwood & Broughton CC report its third Saturday team access provision at BAE Warton CC (Fylde) for its competitive fixtures. The Club has aspirations to return this demand and report it is in the process of developing a second square at its home ground. New Longton CC also exports its third Saturday team to Tarleton Cricket Club (West Lancashire). However, it does not report any issues with this arrangement.

### **Last Man Stands**

Last Man Stands (LMS) was founded in 2005. The social outdoor eight-a-side T20 cricket game is played midweek, lasts approximately two hours and is generally played on non-turf wickets. All eight wickets are required to bowl a team out so when the seventh wicket falls, the 'Last Man Stands' on his own. This shorter format of the game has encouraged more people to participate in the sport and is increasing in popularity.

A franchise is currently in operation in Lancashire (West Lancashire Midweek League), with the NTPs at Moor Park (Preston) and Preston Grasshoppers RFC (Preston) as well as the grass cricket square at Charnock Richard FC (Mossie Park) in Chorley being utilised. At the start of the 2018 season there were seven teams operating within the league.

### **Future demand**

Future demand can be defined in two ways, through participation increases and using population forecasts.

## CENTRAL LANCASHIRE PLAYING PITCH ASSESSMENT

The ECB unveiled a new strategic five-year plan in 2016 (available at <http://www.cricketchallenged.com>). Its success will be measured by the number of people who play, follow or support the game and the plan sets out five important headline elements: More play; great teams; inspired fans; good governance and social responsibility; strong finance and operations.

In addition, the ECB has also recently announced new five-year media rights deals, from 2020-2024. The new deals include a continuation of the ECB relationship with Sky Sports, now extending beyond broadcasting as a genuine partnership to secure significant investment and commitment to increase participation and drive engagement. The new deals also include a return to free to air television for live cricket, with the BBC to show coverage of some international and domestic matches.

Together, significant investment in participation and increased free to air media coverage could see future demand increase to levels in excess of those anticipated through the PPS and the impact should therefore be reviewed over coming years.

### Population forecasts

Team generation rates are used below as the basis for calculating the number of teams likely to be generated in the future (2036) based on population growth. Using this, an increase of six junior boys' teams.

Table 4.11: Team generation rates based on population growth (2036)

Age group	Current population within age group	Current no. of teams	Team Generation Rate <sup>16</sup>	Future population within age group	Predicted future number of teams	Additional teams that may be generated from the increased population
<b>Chorley</b>						
Senior Men's (18-55)	28,574	29	1:985	29,154	29	0
Senior Women's (18-55)	27,674	2	1:13,837	28,156	2	0
Junior Boys (7-18)	7,884	35	1:225	9,062	40	5
Junior Girls (7-18)	7,389	0	0	8,441	0	0
<b>Preston</b>						
Senior Men's (18-55)	39,708	21	1:1,891	37,889	20	0
Senior Women's (18-55)	37,400	0	0	33,788	0	0
Junior Boys (7-18)	10,149	8	1:1,269	10,229	8	0
Junior Girls (7-18)	9,612	0	0	9,778	0	0
<b>South Ribble</b>						
Senior Men's (18-55)	25,912	27	1:960	22,062	24	0
Senior Women's (18-55)	26,639	1	1:26,639	23,612	1	0
Junior Boys (7-18)	7,616	22	1:346	7,574	22	0
Junior Girls (7-18)	7,450	0	0	7,463	0	0

When team generation rates are run by local authority, there is considered to be sufficient demand to create five additional junior boys team in Chorley. There is not enough anticipated future demand to create any additional teams in Preston or South Ribble.

<sup>16</sup> Please note TGR figures are rounded to the lowest whole number.

## CENTRAL LANCASHIRE PLAYING PITCH ASSESSMENT

Please note that due to no women's or girls' teams currently existing in Central Lancashire, team generation rates automatically predict that none will be created in the future as it takes current participation as a baseline. In contrast, consultation with the ECB and the LCF suggests that the development of female cricket in the Central Lancashire is likely as it is currently a focus area for the bodies. Women's and girls' cricket is a national priority and there is a target to establish two girls' and one women's team in every local authority over the next five years.

Junior boys' teams play an average of four home matches per season representing a further requirement for approximately 20 junior boys' match sessions per season to accommodate proposed new teams junior cricket takes place midweek and can therefore take place over a number of evenings.

It is important to acknowledge that whilst TGRs project team growth as a factor of population and existing teams, there are plans and strategies to increase the number of teams at some formats beyond what current trends suggest, due to a desire to change such trends. For example, female growth at women's and girls' age groups is relatively small, however there are planned increases in activity around female participation through both All Stars Cricket and a programme of softball cricket in 2018 which are likely to reflect in growth above levels shown through TGRs.

The table below shows a summary of quantified club aspirations for future demand.

Table 4.12: Summary of future demand (club aspirations)

Club	Future demand			
	Senior men	Senior women	Junior	Total
<b>Chorley</b>				
Chorley CC	-	-	4	4
Hoghton CC	1	1	1	3
Eccleston CC	-	-	2	2
Whittle & Clayton-le-woods CC	-	-	1	1
<b>Preston</b>				
BAC/EE CC	-	-	-	1
Fulwood & Broughton CC	1	-	-	1
Grimsargh CC	-	-	1	1
Preston CC	-	-	1	1
<b>South Ribble</b>				
Veron Carus CC	-	-	2	2
<b>Total</b>	<b>2</b>	<b>1</b>	<b>12</b>	<b>16</b>

It is important to note that TGRs are based on population figures and cannot account for specific targeted development work within certain areas or focused towards certain groups, such as NGB initiatives or coaching within schools.

### All Stars Cricket

In partnership with the ECB and Chance to Shine cricket clubs in Central Lancashire can register to become an ECB All Stars Cricket Centre. Once registered, a club can deliver the programme which aims to introduce cricket to children aged from five to eight. Subsequently, this may lead to increased interest and demand for junior cricket at clubs.

## CENTRAL LANCASHIRE PLAYING PITCH ASSESSMENT

---

The programme seeks to achieve the following aims:

- ◀ Increase cricket activity for five to eight year olds in the school and club environment
- ◀ Develop consistency of message in both settings to aid transition
- ◀ Improve generic movement skills for children, using cricket as the vehicle
- ◀ Make it easier for new volunteers to support and deliver in the club environment
- ◀ Use fun small sided games to enthuse new children and volunteers to follow and play the game

Chorley, Grimsargh, Leyland, Euxton, New Longton, BAC/EE, Whittle & Clayton-le-Woods, Brinscall, Walton-le-Dale and Fulwood & Broughton cricket clubs will all run All Stars Cricket centres in 2018 and are subsequently likely to experience significant interest and growth in junior participation.

### *Chance to Shine Street*

Chance to Shine Street, formerly known as Street Chance, launched in 2008 to bring cricket to children in inner-city areas in London. In 2011/12, the programme was expanded to six more cities: Birmingham, Bristol, Dewsbury, Hull Liverpool and Manchester. It has now reached over 38,000 youngsters since its inception and is taking cricket to new people in new areas that would otherwise miss out on the chance to play. In 2017 the scheme received further funding from Sport England to continue and expand. In Central Lancashire, Chance to Shine Street operates in the local authority of Preston and uses provision at Moor Park.

### *Softball cricket*

Softball cricket is an ECB initiative aimed at women and girls to increase participation in cricket as a sport. The aim of softball cricket sections are enjoyment and participation; without pads, a hardball, a heavy bat and limited rules. Sessions follow a festival format with each session running for a maximum of two and half hours, shorter than traditional formats.

Each match consists of two teams of six to eight people, with everyone having an opportunity to bat and bowl. Each team bats once, with a pair of batters facing two or three overs. Batters are dismissed in traditional ways, but bowling can be either overarm or underarm, depending on the bowler's preference. Each batting team starts with a score of 200 runs, with runs added to this total by running between the wickets or by hitting the ball to a boundary. Two runs are added to the total for each wide ball; whilst five runs are removed when a batter is out.

The highest score at the conclusion of play wins. Playing equipment is supplied by festival organisers, with all participants provided with a t-shirt for taking part.

Both Leyland CC and Vernon Carus CC both have women and girls' sections which participate in softball cricket events; whilst Chorley and Mawdesley cricket clubs have believed to have fledgling sections which will also participate in these festivals.

### **South Asian communities**

The ECB considers the development of cricket within South Asian communities to be a key focus and identifies five focus cities (London, Birmingham, Leicester, Leeds and Bradford) with a high target demographic for investment to develop participation, interest and ability within these populations.

## CENTRAL LANCASHIRE PLAYING PITCH ASSESSMENT

Though Central Lancashire (Chorley, Preston and South Ribble) is not one of the five focus areas or a priority area for South Asian community cricket initiatives, LCF received ECB funding in 2015 towards the delivery of coaching and increasing opportunities for participants of South Asian background. The LCF has engaged with these communities over a number of years now through the creation of the Minority Ethnic Communities Cricket Forum set up in 2002 which focuses on the progression and development of cricket within Black and Minority Ethnic (BME) communities.

### **Peak time demand**

An analysis of match play identifies peak time demand for senior cricket as Saturdays, with all but 27 senior teams playing on this day. Of these 27 teams, 17 play on Sundays with 10 playing midweek.

For junior cricket, peak time demand varies between Sundays and midweek, with the clubs generally arranging the fixtures to best suit their needs. As a result, squares have greater capacity to carry junior demand as play can be spread across numerous days (providing the squares are not overplayed).

### **4.5: Supply and demand analysis**

The table overleaf explores total available spare capacity over the season, considered against total overplay and future demand identified and quantified through consultation and TGRs.

Match equivalent sessions per season for future demand has been calculated using the average number of matches played per season by the respective team type (10 matches for senior men and eight matches for senior women). As previously mentioned, junior teams generally play midweek across a variety of days; consequently, spare capacity is considered to exist for junior matches both now and in the future and should be judged on a site by site basis where clubs have particular aspirations to increase the number of junior teams.

*Table 4.13: Supply and demand analysis of cricket squares for senior cricket across Central Lancashire*

Local authority	Actual spare capacity (sessions per season)	Demand (match sessions)			
		Overplay	Current total	Future demand	Total
Chorley	86	42	44	18	26
Preston	-	62	-62	10	-72
South Ribble	-	64	-64	-	-64
<b>Central Lancashire</b>	<b>86</b>	<b>168</b>	<b>-82</b>	<b>28</b>	<b>-110</b>

As seen in the above table, there is overall shortfall for senior cricket on grass wicket squares in Central Lancashire amounting to 82 match equivalent sessions which increases to 110 match equivalent sessions when accounting for future demand from both TGRs and club aspirational demand.

This being said, there is a further need to understand the supply and demand analysis of each individual local authority.

## CENTRAL LANCASHIRE PLAYING PITCH ASSESSMENT

### Chorley

Chorley has current spare capacity to accommodate an additional 44 match equivalent session per season once overplay is accounted for. This is further reduced to 26 match equivalent sessions per season when accounting for future demand. This being said all the overplay is located in West Analysis Area (24 match equivalent session per season) so spare capacity may not be ideally located to meet this demand.

Table 4.14: Supply and demand analysis for senior cricket across Chorley

Analysis area	Actual spare capacity (sessions per season)	Demand (match sessions)			
		Overplay	Current total	Future demand	Total
Central	48	-	48	-	48
East	20	-	20	18	2
West	18	42	-24	-	-24
<b>Chorley</b>	<b>86</b>	<b>42</b>	<b>44</b>	<b>18</b>	<b>26</b>

### Preston

There is insufficient supply to cater for current demand within Preston with a shortfall of 62 match equivalent session per season. When factoring in future demand from aspirational club demand and TGRs the overall shortfall increases to 72 match equivalent sessions per season. These shortfalls are evident in the North East and North West analysis areas.

Table 4.15: Supply and demand analysis for senior cricket across Preston

Analysis area	Actual spare capacity (sessions per season)	Demand (match sessions)			
		Overplay	Current total	Future demand	Total
North East	-	20	-20	10	-30
North West	-	42	-42	-	-42
South	-	-	-	-	-
<b>Preston</b>	<b>-</b>	<b>62</b>	<b>-62</b>	<b>10</b>	<b>-72</b>

### South Ribble

Similar to Preston, the local authority of South Ribble is presently overplayed by 64 match equivalent sessions per season which remains the same after considering future demand. It should be noted that these shortfalls arise from four of the five analysis areas, with the Central Analysis Area played to capacity.

Table 4.16: Supply and demand analysis for senior cricket across South Ribble

Analysis area	Actual spare capacity (sessions per season)	Demand (match sessions)			
		Overplay	Current total	Future demand	Total
Central	-	-	-	-	-
Eastern	-	8	-8	-	-8
Leyland	-	33	-33	-	-33
Penwortham	-	1	-1	-	-1
Western Parishes	-	22	-22	-	-22
<b>South Ribble</b>	<b>-</b>	<b>64</b>	<b>-64</b>	<b>-</b>	<b>-64</b>

# CENTRAL LANCASHIRE PLAYING PITCH ASSESSMENT

## 4.5: Capacity analysis

Capacity analysis for cricket is measured on a seasonal rather than a weekly basis. This is due to playability (as only one match is generally played per pitch per day at weekends or weekday evening) and because wickets are rotated throughout the season to reduce wear and tear and to allow for repair.

To help calculate spare capacity, the ECB suggests that a grass wicket should be able to take five (senior) matches per season (e.g. a square with 12 grass wickets can accommodate 60 matches). This is used to allocate capacity ratings as follows:

<b>Potential capacity</b>	Play is below the level the site could sustain
<b>At capacity</b>	Play matches the level the site can sustain
<b>Overused</b>	Play exceeds the level the site can sustain

As a guide, The ECB has set a standard number of matches that each grass pitch type should be able to accommodate without adversely affecting its current quality (pitch capacity). Taking into consideration the guidelines on capacity the following was concluded.

Pitch quality	Match equivalent sessions per season
Good	5
Standard	4
Poor	0

The ECB also suggests that an NTP can accommodate 60 matches per season. As no NTPs are recorded as accommodating more than this across Central Lancashire, they are all considered to have spare capacity. This translates to actual spare capacity as they are generally accessed on Sundays or midweek by junior teams and can be used on a variety of days. For this reason, NTP capacity has been discounted from the table overleaf so that it does not distort the picture of grass wickets.

## CENTRAL LANCASHIRE PLAYING PITCH ASSESSMENT

Table 4.17: Capacity of cricket squares

Site ID	Site name	Analysis area	Community use?	Clubs / teams	No. of squares	Pitch quality	No. of grass wickets	Capacity (sessions per season)	Actual play (sessions per season)	Capacity rating (sessions per season)
<b>Chorley</b>										
170	Adlington Cricket Club	Central	Yes	Adlington CC	1	Good	13	65	37	28
188	Charnock Richard Football Club (Mossie Park)	Central	Yes	Charnock St. James CC	1	Good	6	30	21	9
191	Chorley Cricket Club	Central	Yes	Chorley CC	1	Standard	14	56	54	2
200	Croston Sports Club	Central	Yes	Croston CC	1	Good	10	50	46	4
237	St Michael's CE High School	Central	Yes-unused	-	1	Standard	4	16	0	16
279	Gillet Playing Fields, Limbrick	Central	Yes	Chorley CC (Men's 3 <sup>rd</sup> )	1	Good	12	60	12	48
181	Brinscall Village Junior Football Club	East	Yes	Brinscall CC	1	Good	12	60	51	9
218	Hoghton Village Hall	East	Yes	Hoghton CC	1	Standard	12	48	28	20
245	White Coppice Cricket Club	East	Yes	White Coppice CC	1	Standard	8	32	12	20
246	Whittle & Clayton-le-woods Cricket Club	East	Yes	Whittle & Clayton-le-woods CC	1	Standard	12	48	32	16
249	Withnell Fold Sports and Social Club	East	Yes	Withnell Fold CC Leyland CC (Women's 1 <sup>st</sup> & 2 <sup>nd</sup> )	1	Good	16	80	34	46
178	Bretherton Cricket Club	West	Yes	Bretherton CC	1	Good	6	30	12	18
205	Eccleston Cricket Club	West	Yes	Eccleston CC	1	Good	8	40	39	1
208	Euxton Cricket Club	West	Yes	Euxton CC	1	Standard	12	48	61	-13
226	Mawdesley Cricket Club (Rectory Field)	West	Yes	Mawdesley CC	1	Standard	6	24	53	-29



## CENTRAL LANCASHIRE PLAYING PITCH ASSESSMENT

Site ID	Site name	Analysis area	Community use?	Clubs / teams	No. of squares	Pitch quality	No. of grass wickets	Capacity (sessions per season)	Actual play (sessions per season)	Capacity rating (sessions per season)
<b>Preston</b>										
1	Archbishop Temple High School	North East	Yes-unused	-	1	Good	4	20	0	20
18	Fulwood & Broughton Cricket Club	North East	Yes	Fulwood & Broughton CC	1	Good	10	50	70	-20
29	Grimsargh Green	North East	Yes	Grimsargh CC	1	Standard	7	28	45	-17
83	Whittingham & Goosnargh Cricket Club	North East	Yes	Whittingham & Goosnargh CC	1	Good	9	45	24	21
8	Broughton Business Enterprise College & high school	North West	Yes-unused	-	1	Standard	1	4	0	4
51	Our Ladys RC High School	North West	Yes-unused	-	1	Standard	4	16	0	16
56	Preston Grasshoppers RFC	North West	Yes	Barton Grange CC (Unaffiliated) Ingol CC Preston Grasshoppers CC (Unaffiliated)	1	Standard	3	12	37	-25
5	BAC/EE	South	Yes	BAC/EE CC	1	Good	10	50	33	17
60	Preston Sports Club	South	Yes	Preston CC Preston North End CC (Unaffiliated)	1	Standard	12	48	39	9

## CENTRAL LANCASHIRE PLAYING PITCH ASSESSMENT

Site ID	Site name	Analysis area	Community use?	Clubs / teams	No. of squares	Pitch quality	No. of grass wickets	Capacity (sessions per season)	Actual play (sessions per season)	Capacity rating (sessions per season)
<b>South Ribble</b>										
100	Gregson Lane	Eastern	Yes	Gregson Lane CC	1	Standard	8	32	39	-7
145	Queen Victoria Ground (Walton-Le-Dale)	Eastern	Yes	Walton-le-Dale CC	1	Standard	10	40	41	-1
99	Fox Lane Sports Club	Leyland	Yes	Leyland CC	1	Standard	12	48	69	-21
164	Wellfield Business and Enterprise College & high school	Leyland	Yes	Leyland CC (Men's 3rd and 4th)	1	Standard	3	12	24	-12
143	Penwortham Sports and Social Club	Penwortham	Yes	Penwortham CC	1	Standard	14	56	57	-1
159	Vernon Carus Sports & Social Club	Penwortham	Yes	Veron Carus CC UCLAN Cricket	2	Good	6	110	91	19
159	Vernon Carus Sports & Social Club	Penwortham	Yes			Good	16			
108	Hutton C of E Grammar School	Western Parishes	Yes	Penwortham CC (Men's 3 <sup>rd</sup> and 4 <sup>th</sup> )	1	Standard	5	20	21	-1
131	New Longton Sports & Social Club	Western Parishes	Yes	New Longton CC	1	Standard	6	24	45	-21

## CENTRAL LANCASHIRE PLAYING PITCH ASSESSMENT

### *Spare capacity*

The table below ascertains whether any identified 'potential capacity' on grass wickets can be deemed 'actual spare capacity'. There may be situations where, although a site is highlighted as potentially able to accommodate some additional play, this should not be recorded as spare capacity against the site. For example, a site may be managed to operate slightly below full capacity to ensure that it can cater for a number of regular training sessions, or tenure may be considered unsecure.

There are 21 squares across 20 sites in Central Lancashire that show potential spare capacity on grass wickets totalling 343 match equivalent sessions per season; however, this may not represent actual spare capacity, i.e. whether the squares are available at the peak time.

For senior cricket, the following table explores where spare capacity is identified on a Saturday (peak time) as this can be deemed actual spare capacity. It is considered that one square can accommodate two teams at peak time based on playing home and away fixtures (as one team only needs access every other week).

Those sites which display potential capacity of less than 10 matches per season have been excluded from the capacity analysis on the basis that they do not exhibit enough spare capacity to accommodate another senior club team, based on an average of 10 home matches per team each season.

*Table 4.18: Summary of actual spare capacity for senior cricket*

Site ID	Site name	Analysis Area	Amount of spare capacity (match equivalent sessions)	Squares available in the peak period (Saturday)	Comments
178	Bretherton Cricket Club	Chorley - West	18	0.5	Actual spare capacity to accommodate one senior team at peak time.
245	White Coppice Cricket Club	Chorley - East	20	0.5	Actual spare capacity to accommodate one senior team at peak time.
279	Gillet Playing Fields, Limbrick	Chorley - Central	48	0.5	Actual spare capacity to accommodate one senior team at peak time.

Only three squares (across three sites) are considered to provide actual spare capacity for an increase in senior demand. Combined, the squares that can accommodate additional peak time usage provide enough spare capacity to accommodate three additional senior teams (86 match equivalent sessions per season). All spare capacity is located in Chorley with none identified within Preston or South Ribble.

### *Chorley*

Bretherton, White Coppice and Chorley St. James cricket clubs are each used by one Saturday team meaning each site has actual spare capacity to accommodate one additional senior men's team at peak time.

## CENTRAL LANCASHIRE PLAYING PITCH ASSESSMENT

### Preston

Potential spare capacity at Archbishop Temple High School and Whittingham & Goosnargh Cricket Club has been discounted due to unsecure tenure.

### South Ribble

Both squares which have potential spare capacity in South Ribble are actually played to capacity at senior peak time (Saturday). This means there is no actual spare capacity within the local authority.

Table 4.19: Actual spare capacity for senior cricket by local authority

Analysis area	Actual spare capacity (sessions per season)
Chorley	86
Preston	-
South Ribble	-
<b>Central Lancashire</b>	<b>86</b>

For junior cricket, all squares with actual spare capacity for senior cricket are also considered to be able to accommodate an increase in junior demand. This is because junior matches can be spread across numerous days, with Sundays, Tuesdays and Wednesday currently the most common.

### Overplay

As guidance, all pitches receiving more than their recommended capacity per wicket per season are adjudged to be overplayed. For a good quality square this is five match equivalent sessions per season, for a standard quality square this is four match equivalent sessions per season and for a poor quality square this is zero match equivalent sessions per season.

Table 4.20: Summary of overplay

Site ID	Site name	Analysis area	Number of squares	Overplay (matches per season)
<b>Chorley</b>				
208	Euxton Cricket Club	West	1	-13
226	Mawdesley Cricket Club (Rectory Field)	West	1	-29
<b>Preston</b>				
18	Fulwood & Broughton Cricket Club	North East	1	-20
29	Grimsargh Green	North West	1	-17
56	Preston Grasshoppers RFC	North West	1	-25
<b>South Ribble</b>				
100	Gregson Lane	Eastern	1	-7
145	Queen Victoria Ground (Walton-Le-Dale)	Eastern	1	-1
99	Fox Lane Sports Club	Leyland	1	-21
164	Wellfield Business and Enterprise College & High School	Leyland	1	-12
143	Penwortham Sports and Social Club	Penwortham	1	-1
108	Hutton C of E Grammar School	Western Parishes	1	-1

## CENTRAL LANCASHIRE PLAYING PITCH ASSESSMENT

Site ID	Site name	Analysis area	Number of squares	Overplay (matches per season)
131	New Longton Sports & Social Club	Western Parishes	1	-21
<b>Total</b>			<b>8</b>	<b>-168</b>

### *Chorley*

Overplay is evident at two sites within Chorley, Euxton Cricket Club and Mawdesley Cricket Club (Rectory Field), which are both located in the West Analysis Area. This totals 42 match equivalent sessions per season.

### *Preston*

In total across Preston there is 62 match equivalent sessions of overplay per season located across three sites; Fulwood & Broughton Cricket Club, Grimsargh Green and Preston Grasshoppers RFC. Most of this overplay is in the North West Analysis Area with 42 match equivalent sessions per season with the remaining 20 match equivalent session per season in the North East Analysis Area.

### *South Ribble*

The overplay in South Ribble is over seven sites and totals 64 match equivalent sessions per season. The Leyland Analysis Area has 33 match equivalent sessions of overplay per season, with the Eastern, Penwortham and Western Parishes analysis areas overplayed by eight, one and 22 match equivalent sessions per season, respectively.

*Table 4.21: Overplay by analysis area*

Analysis area	Overplay (sessions per season)
Chorley	42
Preston	62
South Ribble	64
<b>Central Lancashire</b>	<b>109</b>

Although it is possible to sustain certain, minimal levels of overplay providing that a regular, sufficient maintenance regime is in place, a resolution is recommended on overplayed squares to ensure there is no detrimental effect on quality over time.

Please note that inclusion of a non-turf wicket for the management of fixtures could alleviate overplay issues, however this would be subject to league rules and minimum pitch specifications (the overall ground size is 115m which can accommodate a nine strip square – see ECB S9 pitch layout). Where possible the addition of a non-turf wicket could be considered for junior cricket (up to U15s) and potentially lower league cricket which will take the burden off remaining wickets due to intensification of use. This option should be considered on a site by site basis.

# CENTRAL LANCASHIRE PLAYING PITCH ASSESSMENT

## Cricket summary

- ▶ **Chorley has current spare capacity to accommodate an additional 44 match equivalent session per season once accounting for overplay. This is reduced to 26 match equivalent sessions per season when also accounting for future demand. However, given that all overplay is located in West Analysis Area, spare capacity might not be ideally located to meet all demand.**
- ▶ **Preston has insufficient supply to cater for current demand with a shortfall of 62 match equivalent session per season. When factoring in future demand from aspirational club demand and TGRs the overall shortfall increases to 72 match equivalent sessions per season. These shortfalls are evident in the North East and North West analysis areas.**
- ▶ **South Ribble similarly overplayed by 64 match equivalent sessions per season which remains the same after considering future demand. It should be noted that these shortfalls arise from four of the five analysis areas, with the Central Analysis Area played to capacity.**
- ▶ There are 33 grass wicket squares in Central Lancashire located across 32 sites. All of the squares are available for community use, with the most existing in Chorley.
- ▶ There are non-turf pitches (NTPs) accompanying the grass wicket squares at 11 sites across Central Lancashire. In addition there are five standalone NTPs.
- ▶ Fulwood & Broughton CC is working with the LCF in developing provision at Fulwood & Broughton Cricket Club. The Club has recently bought the field to the east of its existing ground to develop a second square in addition to a new fixed bay practice area, car park and clubhouse extension.
- ▶ Most cricket clubs (69% or 18 clubs) across Central Lancashire have secure tenure at their primary home ground with the remaining clubs renting their facilities.
- ▶ Charnock St James CC (Chorley), Whittle & Clayton-le-woods CC (Chorley), Ingol CC (Preston), Whittingham & Goosnargh CC (Preston), BAC/EE CC (Preston), Veron Carus CC (South Ribble) and Walton-le-Dale CC (South Ribble) all have issues regarding security of tenure.
- ▶ The non-technical assessment of grass wicket squares in Central Lancashire found 14 squares to be good quality, 19 to be standard quality with no squares assessed as poor quality.
- ▶ Although rated as standard quality Preston CC report the square at Preston Sports Club has suffered from vandalism and poor drainage within the last 12 months and has therefore reduced in quality.
- ▶ There is a total of 26 affiliated clubs competing in Central Lancashire generating 144 teams. As a breakdown, this equates to 72 senior men's, three senior women's and 69 junior boys' teams.
- ▶ Most of the cricket demand in Central Lancashire is located within Chorley with a total of 64 teams (43%). The remaining demand is split between South Ribble (36% or 53 teams) and Preston with 32 teams (21%).
- ▶ When team generation rates are run by local authority, there is considered to be sufficient demand to create five additional junior boys team in Chorley.
- ▶ In total there are two teams from two clubs which export demand from Central Lancashire one each Fulwood & Broughton CC and New Longton CC.
- ▶ A LMS franchise is currently in operation in Lancashire (West Lancashire Midweek League), with the NTPs at Moor Park (Preston) and grass cricket squares at Charnock Richard FC (Mossie Park) being utilised.
- ▶ The audit of ancillary facilities determined that nine grass wicket squares are accompanied by good quality changing rooms, 14 squares by standard quality changing rooms and three squares by poor quality changing rooms.
- ▶ Three of the 21 squares with potential spare capacity are considered to provide actual spare capacity for an increase in senior demand. Combined, the squares that can accommodate additional peak time usage provide 86 match equivalent sessions of actual spare capacity.
- ▶ There is a total of 168 match equivalents sessions of overplay across Central Lancashire equating to 42 match equivalent sessions in Chorley, 62 in Preston and 64 in South Ribble.
- ▶ There is overall shortfall for senior cricket on grass wicket squares in Central Lancashire amounting to 82 match equivalent sessions which increases to 110 match equivalent sessions when accounting for future demand from both TGRs and club aspirational demand.

# CENTRAL LANCASHIRE PLAYING PITCH ASSESSMENT

## PART 5: RUGBY UNION

### 5.1: Introduction

The Rugby Football Union (RFU) is the national governing body for rugby union. It is split into six areas across the Country with a workforce team that covers development, coaching, governance and competitions, Preston, South Ribble and Chorley fall in to Area 5. A full-time development officer is responsible for Central Lancashire (as part of the wider region) and works closely with all clubs to maximise their potential. This work involves developing club structures, working towards the RFU accreditation (Clubmark) and the development of school-club structures.

The rugby union playing season operates from September to May.

#### **Consultation**

All four rugby union clubs currently playing within Central Lancashire were consulted; three of which, were met with face-to-face, whilst the fourth, Lancashire Typhoons RFC, was consulted with via telephone.

In addition, the Rugby Development Officer (RDO) covering the three authorities was consulted with to provide an overview of rugby activity across the Area.

### 5.2: Supply

Within Central Lancashire there are 13 senior, four junior and three mini pitches provided. Of these, one pitch which is unavailable for community use; a junior pitch located at Ashton Community Science College.

Preston has the largest proportion of rugby union pitches with 58% of the total available for community use. The City also has the most senior sized pitches available for community use (seven pitches) whilst also providing Central Lancashire's only dedicated mini pitches.

Chorley has the fewest number of pitches available for community use, providing just one senior pitch which is a dual-use rugby league pitch. There is also a dual-use senior pitch located in South Ribble, at Moss Side Recreation Ground, also operating as a rugby league pitch throughout the summer months.

*Table 5.1: Supply of rugby union pitches available for community use*

Local authority	No. of senior pitches	No. of junior pitches.	No. of mini pitches
Chorley	1	-	-
Preston	7	1	3
South Ribble	5	2	-
<b>Central Lancashire</b>	<b>13</b>	<b>3</b>	<b>3</b>

Traditionally, mini and junior rugby takes place on over marked senior pitches and this is not the case across Central Lancashire, with mini teams utilising dedicated mini pitches at Preston Grasshoppers RFC; and junior teams using either senior pitches or World Rugby compliant 3G pitches.

The audit only identifies dedicated, line marked pitches. For rugby union pitch dimension sizes please see the table below.

## CENTRAL LANCASHIRE PLAYING PITCH ASSESSMENT

Table 5.2: Pitch dimensions

Age	Pitch type	Maximum pitch dimensions (metres) <sup>17</sup>
U7	Mini	20 x 12
U8	Mini	45 x 22
U9	Mini	60 x 30
U10	Mini	60 x 35
U11	Mini	60 x 43
U12	Mini	60 x 43
U13	Junior	90 x 60 (60 x 43 for girls)
U14 +	Senior	100 x 70 <sup>18</sup>

### **Future supply**

Chorley RFC is in the process of developing its home ground on Chancery Road, Chorley. Having sold part of the site to pay back existing loans, the Club decided to redevelop the remaining land; including rebuilding the clubhouse facility and replacing existing grass pitch provision with a World Rugby compliant 3G pitch. Work at this development is ongoing.

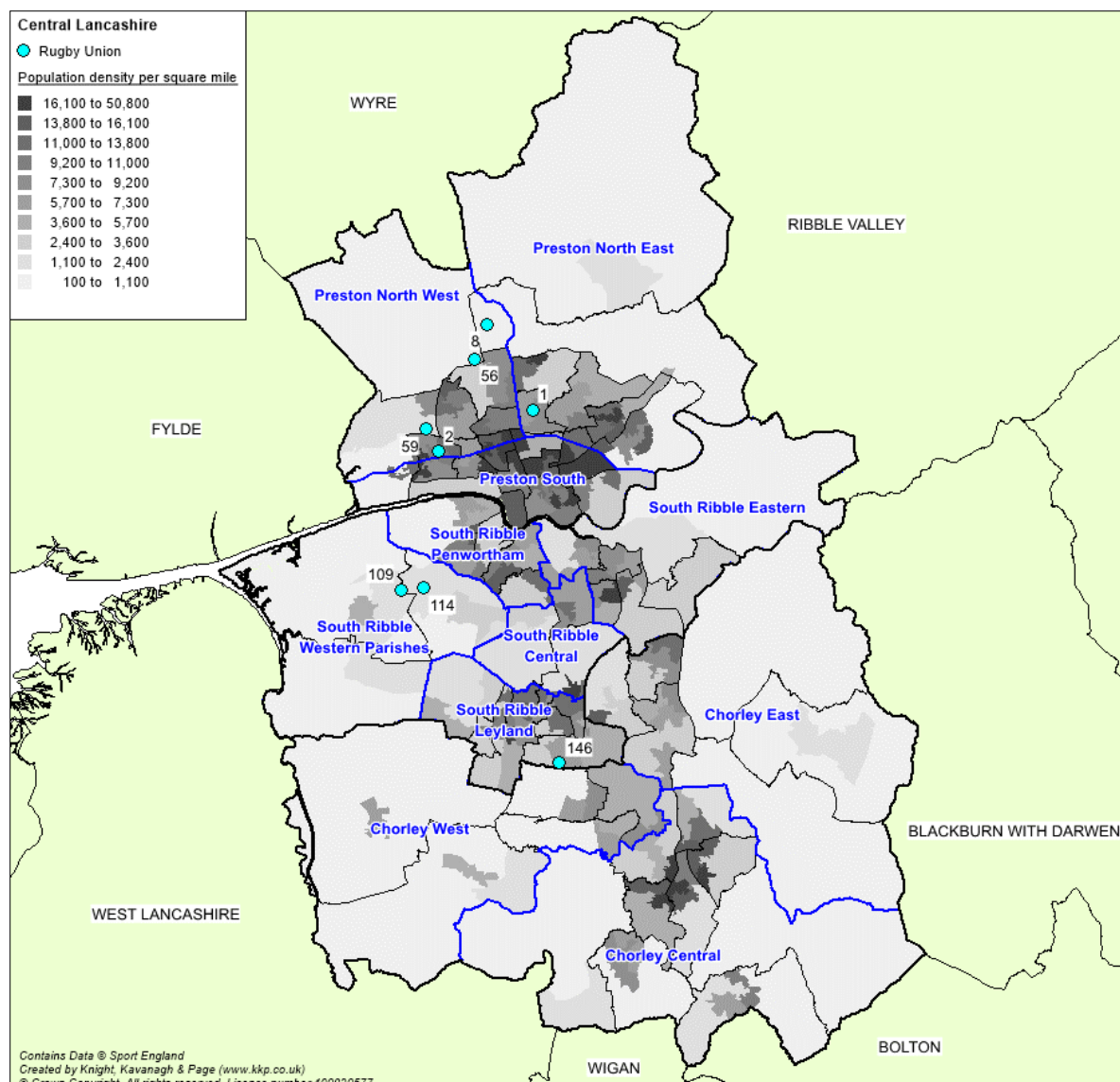
<sup>17</sup> Recommended run off area for all pitch types requires five-metres each way and a minimum in-goal length of six metres.

<sup>18</sup> Minimum dimensions of 94 x 68 metres are accepted.



# CENTRAL LANCASHIRE PLAYING PITCH ASSESSMENT

Figure 5.1: Map of sites with senior rugby union pitches within Central Lancashire



## Security of tenure

Preston Grasshoppers RFC owns its home venue freehold, including grass pitches and ancillary facilities. For the 3G pitch, the lease agreement with RFU has 28 years remaining; with the RFU funding the installation of the pitch as one of the initial sites for the RFU's Rugby 365 programme.

Leyland Warriors RFC has a lease agreement in place with South Ribble Borough Council; with 25 years remaining on the agreement. The lease provides the Club with primary use of the grass pitches and ancillary provision at Moss Side Recreation Ground. The Club also rents the 3G pitch at Preston Grasshoppers RFC throughout the winter months when reduced daylight hours prevents the Club's home venue from being used midweek.

Chorley RFC sold its home venue, Chancery Road; with part of the site sold for housing development and the remaining transferred to a charitable trust called The Chorley Community Trust (formerly Chorley Rugby Union Football Trust). Chorley RFC reports that it has a five year rolling lease agreement with the Trust, with five years notice required for termination.

## CENTRAL LANCASHIRE PLAYING PITCH ASSESSMENT

---

It is also reported that in the terms of the agreement the lease will continue provided that both parties fulfil required obligations; and that the terms of the agreement can be changed by the Club without seeking the approval of other parties.

Funds garnered from the sale of the land have been used to pay off debts and to redevelop the remaining site. The redevelopment of the site encompasses a new clubhouse and the establishment of a World Rugby compliant 3G pitch, all funded by the Club. Development of the site commenced in the 2015/16 season, which meant that the Club temporarily relocated to the home of Chorley Panthers ARLFC, at Chisnall Lane. The temporary relocation was planned to last for one season but delays in the works have meant that the Club is in its third season at the rugby league site and will remain there for the forthcoming season.

Chorley Panthers ARLFC rents the use of one senior pitch to Chorley RFC on a match-by-match basis, meaning that the latter club is not considered to have security of tenure. The agreement is considered friendly but does restrict use of the site match days only; therefore, training demand is relocated to the sand based AGP at Parklands High School.

Lancashire Typhoons RFC rents the World Rugby compliant 3G pitch at Preston Grasshoppers RFC for both match and training demand; renting the pitch from the RFU. A block booking is made for the season, which does not provide the Club with security of tenure. The Club also reports issues with this arrangement centred on cashflow. Paying for the booking is required upfront which the Club has struggled to fund due to its infancy and low membership numbers.

UCLAN RFC teams utilise pitch provision at Preston Sports Arena. The University owns and manages the site; meaning that its affiliated student teams are considered to have security of tenure at the site for both match and training demand. That being said, UCLAN RFC teams do occasionally utilise the 3G pitch at Preston Grasshoppers RFC, renting the pitch from the RFU. No security of tenure is provided at this site.

### ***Pitch quality***

The methodology for assessing rugby pitch quality looks at two key elements; the maintenance programme and the level of drainage on each pitch. An overall quality based on both drainage and maintenance can then be generated.

The agreed rating for each pitch type also represents actions required to improve pitch quality. A breakdown of actions required based on the ratings can be seen below:

*Table 5.3: Definition of maintenance categories*

<b>Category</b>	<b>Definition</b>
M0	Action is significant improvements to maintenance programme
M1	Action is minor improvements to maintenance programme
M2	Action is no improvements to maintenance programme

*Table 5.4: Definition of drainage categories*

<b>Category</b>	<b>Definition</b>
D0	Action is pipe drainage system is needed on pitch
D1	Action is pipe drainage is needed on pitch
D2	Action is slit drainage is needed on pitch
D3	No action is needed on pitch drainage

## CENTRAL LANCASHIRE PLAYING PITCH ASSESSMENT

Table 5.5: Quality ratings based on maintenance and drainage scores

		Maintenance		
		Poor (M0)	Adequate (M1)	Good (M2)
Drainage	Natural Inadequate (D0)	Poor	Poor	Standard
	Natural Adequate (D1)	Poor	Standard	Good
	Pipe Drained (D2)	Standard	Standard	Good
	Pipe and Slit Drained (D3)	Standard	Good	Good

The figures are based upon a pipe drained system at 5m centres that has been installed in the last eight years and a slit drained system at 1m centres that has been installed in the last five years.

Of the community available pitches in Central Lancashire, nine are assessed as good quality, six as standard and four as poor quality. The one pitch that is unavailable for community use is poor quality.

Table 5.6: Quality of rugby union pitches by local authority (community use only)

Local authority	Pitch quality		
	Good	Standard	Poor
Chorley	1	-	-
Preston	8	4	2
South Ribble	-	2	2
<b>Central Lancashire</b>	<b>9</b>	<b>6</b>	<b>4</b>

Preston has the largest number of good quality pitches, with these eight pitches located across two sites, Preston Sports Arena and Preston Grasshoppers RFC. Pitches across these two sites receive consistent high quality maintenance which contributes to the overall good quality; three mini pitches at Preston Grasshoppers RFC also have pipe and slit drainage installed, with this work having been undertaken in 2017. The Club reports aspirations to continue installing pipe and slit drainage for all its grass provision, enhancing the quality and carrying capacity of pitches available.

South Ribble has half of the poor quality pitches in Central Lancashire (two pitches). One of these is located at an education site (Runshaw College), where maintenance regimes are minimal. Drainage is reported to be an issue at Moss Side Recreation Ground, home of Leyland Warriors RFC, despite pipe drainage having been installed two years ago. The Club reports that the poor maintenance, along with the failed pipe drainage system renders the pitch poor quality throughout the winter months, despite its good quality for the rugby league season, which takes place in summer.

Moss Side Recreation Ground is the only poor quality rugby union pitch not located at an education site. Unofficial use of the site is also a reported issue, with dog fouling, vandalism and litter all regular occurrences.

School pitches vary from poor to standard. A detailed breakdown of such provision can be seen in the table overleaf.

## CENTRAL LANCASHIRE PLAYING PITCH ASSESSMENT

Table 5.6: Site quality ratings

Site ID	Site name	Local authority	Community use?	Number of pitches	Floodlit?	Pitch type	Non-technical assessment score	Quality rating	Comments
189	Chisnall Lane - Chorley Panthers RLFC	Chorley	Yes	1	No	Senior	M2 / D1	Good	A good quality pitch with a comprehensive maintenance programme.
1	Archbishop Temple High School	Preston	Yes – unused	1	No	Senior	M0 / D1	Poor	A poor quality pitch with natural (adequate) drainage.
2	Ashton Community Science College	Preston	No	1	No	Junior	M0 / D0	Poor	A poor quality pitch with natural (inadequate) drainage.
8	Broughton Business Enterprise College & high school	Preston	Yes – unused	1	No	Senior	M0 / D1	Poor	A poor quality pitch with natural (adequate) drainage.
56	Preston Grasshoppers RFC	Preston	Yes	3	No	Mini	M2 / D3	Good	Three good quality mini pitches, which have pipe and slit drainage installed.
56	Preston Grasshoppers RFC	Preston	Yes	1	Yes	Senior	M2 / D1	Good	A good quality pitch with natural (adequate) drainage and comprehensive maintenance.
56	Preston Grasshoppers RFC	Preston	Yes	1	No	Junior	M2 / D1	Good	A good quality pitch with natural (adequate) drainage and comprehensive maintenance.
56	Preston Grasshoppers RFC	Preston	Yes	1	No	Senior	M2 / D1	Good	A good quality pitch with natural (adequate) drainage and comprehensive maintenance.
56	Preston Grasshoppers RFC	Preston	Yes	1	Yes	Senior	M2 / D0	Standard	A standard quality pitch with natural (inadequate) drainage.

## CENTRAL LANCASHIRE PLAYING PITCH ASSESSMENT

Site ID	Site name	Local authority	Community use?	Number of pitches	Floodlit?	Pitch type	Non-technical assessment score	Quality rating	Comments
59	Preston Sports Arena (UCLAN)	Preston	Yes	2	No	Senior	M2 / D1	Good	Two good quality senior pitches with natural (adequate) drainage and comprehensive maintenance.
109	Hutton Playing Field	South Ribble	Yes - unused	2	No	Junior	M1 / D1	Standard	Two standard quality junior pitches with natural (adequate) drainage.
109	Hutton Playing Field	South Ribble	Yes – unused	2	No	Senior	M1 / D1	Standard	Two standard quality senior pitches with natural (adequate) drainage.
114	Lancashire Constabulary Training Headquarters, Hutton	South Ribble	Yes – unused	1	No	Senior	M1 / D1	Standard	A standard quality pitch with natural (adequate) drainage.
128	Moss Side Recreation Ground	South Ribble	Yes	1	No	Senior	M0 / D0	Poor	Pipe drainage was installed two years ago but this has failed, meaning that the pitch is poor quality.
146	Runshaw College	South Ribble	Yes – unused	1	No	Senior	M0 / D1	Poor	A poor quality pitch with natural (adequate) drainage.

## CENTRAL LANCASHIRE PLAYING PITCH ASSESSMENT

---

### ***Ancillary facilities***

Ancillary facilities at Preston Grasshoppers RFC are generally considered good quality, with ample parking; multiple bar areas, meeting rooms, offices and social spaces; but the quality of the changing provision is considered poor. Requiring modernisation and refurbishment the showers are not considered in-line with the Club's ambitions, with plans in place for the funds from the sale of car parking land to be reinvested in to the improvement of the changing provision. There are currently seven team changing rooms on site which have communal showers and toilets and an official's room with ensuite facilities. The Club reports that the number of changing rooms can be an issue during peak times, usually on Sundays when there is a cross-over of junior boys', junior girls' and senior women's teams accessing changing provision.

Chorley RFC utilise the changing provision at Chisnall Lane, which is considered good quality, having been refurbished and extended by Chorley Panthers ARFLC. The site now has eight, good quality, ensuite changing rooms; an officials' room and a gym. However, the clubhouse itself is not deemed fit for purpose by the rugby league club.

It is understood that Chorley Panthers ARLFC is in the process of applying for Sport England's Community Facility Fund, with a view to developing a new purpose-built clubhouse facility. There will also be a need to source additional funds for the build. Once a new clubhouse is in place, the Club will then look to formalising the existing car park; however, the need for a new clubhouse is the priority.

As detailed earlier, a new clubhouse facility is being developed at the main home ground of Chorley RFC, which will have a social space, self-contained changing rooms, an official's room, medical room and spectator toilets. However, this work is still taking place with no completion date provided.

Leyland Warriors RFC reports that some of its changing provision has recently been refurbished, following a fire (arson) in May 2017. The new changing rooms are located inside an informal clubhouse and is considered to be good quality. The new building is modular, meaning that any future developments can be attached to the existing structures, without significant alterations being made. It is the Club's long term ambition to increase its new facilities, expanding the current social space; increasing the number of changing rooms; and extending an external canopy for use during match days.

At Moss Side Recreation Ground there are two buildings containing changing rooms for Leyland Warriors RFC. The new building, as mentioned above, is of good quality, containing two home side changing rooms. However, visiting teams are provided with use of two changing rooms in the older building on site. These changing rooms are of poor quality, considered too small for senior teams; and ideally would be replaced with new changing rooms, in the modular style, attached to the new clubhouse. At present there is an insufficient number of changing rooms to cater for the three pitches on the site to be used simultaneously. However, in practise this rarely happens as primary teams have no use of the changing rooms and there is only one senior team playing on Sunday, so four changing rooms is considered sufficient.

Vandalism is a frequent issue at Moss Side Recreation Ground and reached its peak with the fire damage sustained to the changing facilities. Leyland Warriors RFC also reports that dog walking on the site is a major concern. In an attempt to combat unofficial use, the Club is looking to erect a security fence around the site. However, in order for the site to retain public access an agreement will have to be sought between the Council (South Ribble Borough Council) and the Club.

## CENTRAL LANCASHIRE PLAYING PITCH ASSESSMENT

Both parties have worked cooperatively in the past, with the Council agreeing to extend the car parking available on the site; with working having recently finished. New posts have also been provided on the pitches, via funding from the RFU; whilst floodlighting on site would support the Club's longer term development.

Changing facilities at Preston Sports Arena, accessed by UCLAN RFC, are considered good quality, with a sufficient number of changing rooms to serve all pitches; and ample car parking on site.

Facilities at school sites vary, although with none of them currently in use for rugby this is presently a non-factor.

### 5.3: Demand

Demand for rugby pitches in Central Lancashire tends to fall within the categories of organised competitive play and organised training.

#### *Competitive play*

There are four community rugby union clubs based in Central Lancashire, two in Preston; one in South Ribble and one in Chorley. The clubs provide a total of 28 teams. There are 16 senior teams, of which, four are women's teams; one colts boys' team; five junior teams and six mini squads, which usually field multiple teams. Of the junior teams one is a dedicated girls' team, representing Preston Grasshoppers RFC. Remaining female participation is generally played within mixed teams at mini age groups.

Preston Grasshoppers RFC is the only rugby union club in Central Lancashire to have mini and junior sections with all other clubs only providing senior teams. Chorley RFC and Lancashire Typhoons RFC both have one senior men's team each.

Women's teams can be found representing Preston Grasshoppers RFC (two teams), Leyland Warriors RFC (one team) and UCLAN RFC (one team). Those teams representing UCLAN RFC are only available to the student population and are therefore not considered community teams.

Participation levels have generally increased over recent seasons, with Leyland Warriors RFC establishing a senior women's team and Lancashire Typhoons RFC forming as a Club, providing one senior men's team. Mini and junior participation is considered to have remained static.

*Table 5.7: Summary of club demand*

Club	Local authority	No. of rugby union teams			
		Senior (19+)	Colts (18-19)	Junior (13-17)	Mini (6-12)
Chorley RFC	Chorley	1	-	-	-
Lancashire Typhoons RFC	Preston	1	-	-	-
Leyland Warriors RFC	South Ribble	2	-	-	-
Preston Grasshoppers RFC	Preston	9	1	5	6
UCLAN RFC	Preston	3	-	-	-
<b>Total</b>		<b>16</b>	<b>1</b>	<b>5</b>	<b>6</b>

## CENTRAL LANCASHIRE PLAYING PITCH ASSESSMENT

Table 5.8: Summary of overall demand

Team play	No. of rugby union teams		
	Senior	Junior	Mini
Club leagues	9	1	-
Club friendlies/infrequent	4	5	6
University leagues	3	-	-
<b>Total</b>	<b>16</b>	<b>6</b>	<b>6</b>

### Training demand

Throughout the Country, many rugby teams train at their home ground on match pitches. As a result, usage is concentrated which reduces the capacity for match play on these pitches and means they are more likely to be overplayed. A key factor in determining the extent of training on match pitches is the presence of floodlighting.

An alternative to training on floodlit grass pitches is via a World Rugby compliant 3G pitch, with two currently provided within Central Lancashire. For an AGP to be suitable for contact rugby, it must have a 3G surface and must be approved by World Rugby. A World Rugby compliant pitch also enables the transfer of match demand from grass pitches onto 3G pitches, which alleviates overplay of grass pitches and as a result protects quality. The RFU investment strategy into AGPs considers sites where grass rugby pitches are over capacity and where an AGP would support the growth of the game at the host site and for the local rugby partnership, including local clubs and education sites.

As mentioned in Part 3, the RFU investment strategy into 3G pitches considers sites where grass rugby pitches are over capacity and where a pitch would support the growth of the game at the host site and for the local rugby partnership, including local clubs and education sites.

In Central Lancashire, the presence of two World Rugby compliant 3G pitches at Preston Grasshoppers RFC and Preston Sports Arena; coupled with a lack of floodlit, grass training provision available to Chorley RFC and Leyland Warriors RFC means that training on match pitches in minimal totalling three match equivalent sessions per week, all located at Preston Grasshoppers RFC, by some of the Club's senior or colts' teams.

The remaining teams representing Preston Grasshoppers RFC use the 3G provision on site, with the Club have a block booking in place. Accumulatively the Club uses the pitch for eight hours per week of training across three days (Tuesday, Wednesday and Thursday). Some teams, particularly mini and junior squads, use the pitch simultaneously reducing the potential number of hours that the Club requires the pitch for. Since its installation the Club has found that the quality of its grass pitches has increased due to less demand being accommodated; enabling good quality pitches to be consistently maintained to a high standard.

In the terms of Chorley RFC's agreement with Chorley Panthers ARLFC, the rugby union club is not authorised to train on the pitches at Chisnall Lane; therefore, the Club accesses the sand dressed AGP at Parklands High School for one and a half hours per week on a Tuesday evening. As this surface is not World Rugby compliant no contact sessions are permitted to take place, restricting the quality of training undertaken. The Club notes that once a compliant 3G pitch is established on its home venue it will utilise the pitch for training; whilst also making the pitch available to other sports clubs to hire.



## CENTRAL LANCASHIRE PLAYING PITCH ASSESSMENT

---

There is no floodlighting at Moss Side Recreation Ground and therefore Leyland Warriors RFC hires training facilities at Runshaw College for one hour per week, with both senior teams training on the pitch concurrently. This pitch is not World Rugby compliant and therefore, as with Chorley RFC, no contact sessions are permitted to take place inhibiting the quality of training sessions. Floodlit provision at Moss Side Recreation Ground would support the Club's longer term development.

Lancashire Typhoons RFC utilise the 3G pitch at Preston Grasshoppers RFC midweek for one hour per week. However, the Club notes that the timeslots available are less than preferable.

UCLAN RFC teams train at Preston Sports Arena, on the 3G pitch on Monday evenings for two hours per week; with all three senior teams using the pitch simultaneously. The pitch was formerly World Rugby compliant, however, its certification expired in March 2018 and retesting of the surface required. Therefore, no contact rugby sessions are permitted to take place on the pitch.

### ***Infrequent play***

The RFU has plans to encourage participants which have previously played rugby union to re-engage through participation as part of a more casual sporting offer. The league will provide opportunities for teams and players which are unable to play weekly or frequently for various reasons and will operate on an occasional basis. The league will also act as an entry point for newly created clubs and provide competitive opportunities. Matches will take place outside of peak time for senior rugby (Saturday PM), with Friday evenings or midweek being the most likely times for matches to take place.

### ***Touch rugby***

To actively encourage participation in rugby union clubs may provide alternative offers to traditional club competition. Touch rugby is one possible format which clubs can use; touch rugby is non-contact rugby sessions, during which participants compete in teams to score tries, following similar laws to traditional rugby union formats. Clubs, schools or community organisation can establish their own touch rugby sessions or can become hosts of O2 touch rugby sessions.

O2 touch rugby are 90 minutes long and combine music, fitness and rugby skills. Sessions are mixed in terms of gender, ability and age and is based on touch rugby being a social activity. Preston Grasshoppers RFC host O2 touch rugby sessions on Wednesday evenings for anyone over the age of 16. The sessions are free and take place on the 3G pitch.

### ***Walking rugby***

Walking rugby is a slower game of touch rugby that is accessible for disability groups and older participants, generally aged 55 years and above. The game is less physical than traditional rugby, but the general aim remains the same, with passing and scoring laws applying; and tackling involves a two-handed touch to the waist or below. Sessions for over 55's are an opportunity for participants to become physically active and for others to re-engage with rugby at a less strenuous pace. At present there are no formal walking rugby sessions taking place in Central Lancashire.

# CENTRAL LANCASHIRE PLAYING PITCH ASSESSMENT

---

## ***Use of artificial pitches***

Nationally, clubs identify the use of 3G pitches for training as a method of protecting the match pitches and providing a high quality surface for full contact practice. Competitive play continues to take place on grass pitches for the most part, with ad hoc use of 3G pitches for fixtures in the case of unsuitable pitches due to waterlogging or frost. Further detail on use of 3G pitches can be found in Part 3: Third Generation Artificial Pitches.

In December 2015, the RFU announced plans to increase the supply of available World Rugby (WR) certified pitches across the country as part of its Investment Strategy. This is to be made up of 60 pitches on rugby club sites, with a further 40 pitches on other community based sites with usage agreements securing capacity for use by local rugby clubs and groups. The RFU believes increased investment into 3G pitches will allow it to sustain and grow participation in the game given increasing pressure on grass pitches, changing player expectations, competition from other sports investing in artificial pitches and changing weather conditions.

## ***Exported/imported demand***

Exported demand refers to existing demand which is transferred outside of the study area; whilst imported demand refers to any demand from neighbouring local authorities that accesses facilities within the Central Lancashire study area due to a lack of available facilities in other local authorities where such team or club is based. No clubs in Central Lancashire report any exported demand.

However, there is some imported rugby union demand being accommodated on the 3G pitch at Preston Grasshoppers RFC. A number of clubs and schools rent the pitch for either matches or training demand; whilst the pitch also accommodates representative matches and sessions for Lancashire RFU. The following import demand into Central Lancashire to access rugby union facilities:

- ◀ Fylde RFC (Fylde)
- ◀ Garstang RFC (Wyre)
- ◀ Kirkham Grammar School (Fylde)
- ◀ Sale Sharks Rugby (Trafford)

Lancashire Typhoons RFC highlights that the majority of its playing members travel from Lancaster, although much of its demand travels across the County to participate with the Club. It also notes that it has received significant support from Lancaster based companies, in terms of sponsorship; and if this general trend were to continue then a relocation to an alternative local authority would be considered. However, the Club is keen to remain in Preston as it is considered central in the County and easily accessible to potential members.

## ***Unmet/latent demand***

Unmet demand is existing demand at clubs which is not able to access sufficient supply of pitches for match play or training. It is usually expressed, for example, where a team is already training but is unable to access a match pitch or where a league or club operates a waiting list.

Latent demand is demand that evidence suggests may be generated from the current population should they have access to more or better provision. None of the rugby union clubs in Central Lancashire note any unmet or latent demand.

# CENTRAL LANCASHIRE PLAYING PITCH ASSESSMENT

## *Future demand*

Future demand can be defined in two ways, through participation increases and using population forecasts.

### *Participation increases*

The rugby union section of Leyland Warriors RFC was established through a merger between Leyland Warriors RFC and, the now folded, Hutton RFC. Therefore, Leyland Warriors RFC reports that the number of rugby union members in the Club has grown, with ambitions to eventually enter its senior women's team into a league structure. To support this and to sustain the growth of the women's section, the Club aspires to establish two new junior girls' teams. These teams will play at the Club's home venue, Moss Side Recreation Ground (South Ribble), with the Club already offering training sessions to female participants interested in becoming members.

Given recent national trends, Preston Grasshoppers RFC acknowledges that next season it is likely that one of its senior men's teams will fold in order to retain the competitiveness of other squads. However, the Club aspires that the loss of this senior men's team will not reduce overall match demand on site with the formalisation of a second senior women's team a possibility. At present, members of this potential team train and play as part of the one senior women's team, however, given that numbers in this group continue to grow the creation of a second women's team will be required.

Chorley RFC does not plan to increase its number of teams next season; and reports that it will retain the status quo until it returns to its own site.

Similarly, Lancashire Typhoons RFC does not plan to create additional teams in the forthcoming seasons given it was only first established in January 2018. The current team, however, will be entering a league next season providing the Club with ten fixtures across the season. It is considered that this progression will assist the Club's development in the longer term.

### *Population increases*

Team generation rates are used below as the basis for calculating the number of teams likely to be generated in the future based on population growth (2036).

*Table 5.9: Team generation rates (2036) (Central Lancashire wide)*

Age group	Current population within age group	Current no. of teams	Team Generation Rate	Future population within age group	Predicted future number of teams (2036)	Additional teams that may be generated from the increased population
<b>Chorley</b>						
Senior Men's (19-45)	19,149	1	1:19,149	19,654	1	0
Senior Women's (19-45)	18,536	0	1:0	18,857	0.0	0
Junior Boys (13-18)	3,770	0	1:0	4,611	0.0	0
Junior Girls (13-18)	3,496	0	1:0	4,279	0.0	0
Mini rugby mixed (7-12)	8,007	0	1:0	8,613	0.0	0

## CENTRAL LANCASHIRE PLAYING PITCH ASSESSMENT

Age group	Current population within age group	Current no. of teams	Team Generation Rate	Future population within age group	Predicted future number of teams (2036)	Additional teams that may be generated from the increased population
<b>Preston</b>						
Senior Men's (19-45)	29,286	9	1:3,254	28,894	9	0
Senior Women's (19-45)	27,389	3	1:9,130	25,397	3	0
Junior Boys (13-18)	4,772	5	1:954	5,222	5	0
Junior Girls (13-18)	4,635	1	1:4,635	5,054	1	0
Mini rugby mixed (7-12)	10,354	4	1:2,589	9,741	4	0
<b>South Ribble</b>						
Senior Men's (19-45)	17,155	1	1:17,155	15,736	1	0
Senior Women's (19-45)	17,573	1	1:17,573	15,968	1	0
Junior Boys (13-18)	3,729	0	1:0	3,893	0.0	0
Junior Girls (13-18)	3,595	0	1:0	3,870	0.0	0
Mini rugby mixed (7-12)	7,742	0	1:0	7,274	0.0	0
<b>Central Lancashire</b>						<b>0</b>

When TGRs are applied to Central Lancashire as a whole, as well as for each local authority, the forecasted growth in demand is considered insufficient to lead to the creation of additional teams, with this demand being assimilated into existing playing squads.

It is important to note that TGRs are based exclusively on population figures and do not account for specific targeted development work within certain areas or focused towards certain groups, such as CRC coaching activity within schools linking to local clubs or NGB aims as part of the Whole Sport Plan.

The RFU is focused on actively exploring opportunities to assist with the transition between late junior years and senior rugby with a specific focus on growing the senior game with the addition of adult teams (both men's and women's). This area has a strategic focus from the RFU and is being facilitated by encouraging casual play and midweek senior matches, along with O2 touch and cross pitch 7s. The RFU recognises the traditional reduction in participation numbers at this time and it is hoped that by addressing the decrease and offering alternative match times then clubs may be able to retain a larger number of players.

This is not the sole focus of the RFU, which is developing junior participation within Central Lancashire, based on a model of coaching sessions delivered in schools and local communities. Intentions are to form junior teams from these training groups which are linked to local schools and will use pitches at school sites, in some cases also linking to existing clubs to provide a performance pathway.

Please note that due to only one girls' team currently existing in Central Lancashire, team generation rates automatically predict that no further demand will be created in the future as it takes current participation as a baseline. In contrast, consultation with the RFU suggests that the development of female rugby in the Area is likely as it is currently a focus area for the NGB.

# CENTRAL LANCASHIRE PLAYING PITCH ASSESSMENT

---

## ***Education***

Rugby union is traditionally a popular sport within independent schools; however, the RFU is also active in developing rugby union in local state schools through the All Schools programme launched in September 2012. This aims to increase the number of secondary state schools playing rugby union, with such schools linking to a local team of RFU rugby development officers (RDOs) which deliver coaching sessions and offer support to establish rugby union as part of the curricular and extracurricular programme.

Rugby union activity is known to take place at the following secondary school:

- ◀ Archbishop Temple High School (Preston)
- ◀ St Michael's CE High School (Chorley)
- ◀ Corpus Christi Catholic High School (Preston)
- ◀ Ashton Community Science College (Preston)
- ◀ Broughton Business Enterprise College and High School High School (Preston)
- ◀ Balshaw's CofE High School (South Ribble)
- ◀ Runshaw College (South Ribble)
- ◀ Hutton Grammar School (South Ribble)
- ◀ Cardinal Newman College (Preston)

It should also be noted that Kirkham Grammar School (Fylde) and Myerscough College (Wyre) both have strong rugby union programmes in place; with Myerscough College having Myerscough College Rugby Academy, a joint venture between the College and Sale Sharks Rugby. An accredited RFU Elite Player Development Centre for the North West, the programme in place allows students an opportunity to train as a professional athlete, with a view to becoming professional rugby union players. The College competes in the RFU's AASE League against other regional development centres. Student enrolled on the programme are provided with opportunities to also support local community clubs either as players or potential coaches to mini and junior teams.

## ***The peak period***

In order to fully establish actual spare capacity, the peak period needs to be established for all types of rugby. For senior teams, it is considered to be Saturday PM as all senior men's teams play at this time, with senior women's teams generally playing on Sundays.

Peak time for mini and junior rugby is Sunday AM.

# CENTRAL LANCASHIRE PLAYING PITCH ASSESSMENT

## 5.4: Supply and demand analysis

Having considered supply and demand, the table below identifies the overall spare capacity in each of the analysis areas for senior rugby union pitches based on match equivalent sessions per week. Future demand is based on both team generation rates which are driven by population increases, as well as reported club development plans.

Table 5.10: Summary of supply and demand balance on senior rugby union pitches

Local authority	Actual spare capacity <sup>19</sup>	Demand (match equivalent sessions)			
		Overplay	Current total	Future demand	Future total
Chorley	-	-	-	-	-
Preston	-	-	-	-	-
South Ribble	-	0.5	0.5	1	1.5
<b>Central Lancashire</b>	-	<b>0.5</b>	<b>0.5</b>	<b>1</b>	<b>1.5</b>

There is a currently an overall shortfall of senior rugby union pitches in Central Lancashire totalling 0.5 match equivalent sessions. There is considered to be sufficient supply in both Chorley and Preston local authorities, with the shortfall present in South Ribble.

When future supply is considered the current shortfall in South Ribble Local Authority and Central Lancashire, overall, is exacerbated to 1.5 match equivalent sessions. As no dedicated junior pitches are available for community use in South Ribble, future demand from Leyland Warriors RFC (two junior girls' teams) is predicted to take place on senior pitches; and therefore, has been accredited as such. The current capacity of senior pitches in Preston and Chorley local authorities is retained with no overall increase in demand in either authority.

As there are no junior pitches with actual spare capacity during the peak time, or that are overplayed in any of the three local authorities, it is considered that the current demand is being accommodated on present supply across Central Lancashire. With none of the four community clubs in the Study Area expressing additional future demand that will utilise specific junior pitches, the current equilibrium is set to continue.

Table 5.11: Summary of supply and demand balance on mini rugby union pitches

Local authority	Actual spare capacity <sup>20</sup>	Demand (match equivalent sessions)			
		Overplay	Current total	Future demand	Future total
Chorley	-	-	-	-	-
Preston	1	-	1	-	1
South Ribble	-	-	-	-	-
<b>Central Lancashire</b>	<b>1</b>	<b>-</b>	<b>1</b>	<b>-</b>	<b>1</b>

Having considered supply and demand, there is a sufficient supply of mini pitches in Central Lancashire, with one match equivalent session of actual spare capacity available during the peak period. As the only mini pitches are located in Preston Local Authority, all of this actual spare capacity is based in the City.

<sup>19</sup> In match equivalent sessions

<sup>20</sup> In match equivalent sessions per week

## CENTRAL LANCASHIRE PLAYING PITCH ASSESSMENT

---

As none of the four community clubs in the Study Area express additional future demand that will utilise specific mini pitches, the current availability of mini pitches during the peak period will be retained.

### 5.5: Conclusions

The presence of the World Rugby compliant 3G pitch at Preston Grasshoppers RFC to accommodate some match and training demand, alongside Leyland Warriors RFC and Chorley RFC not training on match pitches means that overplay in the all three local authorities is minimal, with the only overplayed pitch located in South Ribble.

In South Ribble, the poor quality and low carrying capacity of the pitch at Moss Side Recreation Ground contributes to it being overplayed, qualitative improvements to the pitch could eliminate current levels of overplay; however, further work would be required to prevent the exacerbation of the shortfall when future demand is considered.

Issues in South Ribble centre on the quality of pitches available to Leyland Warriors RFC for rugby union; and reducing the current levels of vandalism and unofficial use of Moss Side Recreation Ground, which adversely affects quality. Further to this, use of a non-World Rugby compliant 3G pitch for training is not favourable to grow rugby union participation. In the longer term (and dependent upon growth), the need for more good quality changing provision may need to be addressed. Accessing floodlit provision at Moss Side Recreation Ground is also required to support the Club's development in the longer term.

In Preston, the poor quality of the changing facilities at Preston Grasshoppers RFC, require refurbishment, with specific ensuite facilities, to enable female participation to continue to develop in the City. Security of tenure should also be secured for Lancashire Typhoons RFC, either at Preston Grasshoppers RFC or at an alternative site to enable the Club to continue its development.

In Chorley, development work at Chorley RFC's home ground is of significant concern. The project was initial due relocate the Club for one season, however, with the Club entering its fourth season renting from Chorley Panthers ARLFC, further investigation is required in to the development. The Club's use of a sand based AGP for training also requires addressing as use of such a facility is not conducive to growing rugby union participation in the Area.

Further to the above, the current use of non-World Rugby compliant 3G pitches by rugby union teams for training is not conducive to rugby union development.

### 5.6: Capacity analysis

The capacity for pitches to regularly accommodate competitive play, training and other activity over a season is most often determined by quality. As a minimum, the quality and therefore the capacity of a pitch affects the playing experience and people's enjoyment of playing rugby. In extreme circumstances, it can result in the inability of a pitch to cater for all or certain types of play during peak and off-peak times.

To enable an accurate supply and demand assessment of rugby pitches, the following assumptions are applied to site by site analysis:

- ◀ All sites that are used for competitive rugby matches (regardless of whether this is secured community use) are included on the supply side.
- ◀ Use of school pitches by schools increases demand by one match equivalent session, unless school activity levels are known.

## CENTRAL LANCASHIRE PLAYING PITCH ASSESSMENT

- ◀ All competitive play is on senior sized pitches (except for where mini pitches are provided).
- ◀ From U13 upwards, teams play 15 v15 and use a full pitch.
- ◀ Mini teams (U6-U12) play on half of a senior pitch i.e. two teams per senior pitch or a dedicated mini pitch.
- ◀ For senior and youth teams the current level of play per week is set at 0.5 for each match played based on all teams operating on a traditional home and away basis (assumes half of matches will be played away).
- ◀ For mini teams playing on a senior pitch, play per week is set at 0.25 for each match played based on all teams operating on a traditional home and away basis and playing across half of one senior pitch.
- ◀ Senior men's rugby generally takes place on Saturday afternoons.
- ◀ Senior women's rugby generally takes place on Sunday afternoons.
- ◀ Junior rugby generally takes place on Sunday mornings.
- ◀ Mini rugby generally takes place on Sunday mornings.
- ◀ Training that takes place on club pitches is reflected by the addition of match equivalent sessions to current usage levels.

As a guide, the RFU has set a standard number of matches that each pitch should be able to accommodate, set out below.

*Table 5.12: Pitch capacity (matches per week) based on quality assessments*

		Maintenance		
		Poor (M0)	Adequate (M1)	Good (M2)
Drainage	Natural Inadequate (D0)	0.5	1.5	2
	Natural Adequate or Pipe Drained (D1)	1.5	2	3
	Pipe Drained (D2)	1.75	2.5	3.25
	Pipe and Slit Drained (D3)	2	3	3.5

Capacity is based upon a basic assessment of the drainage system and maintenance programme ascertained through a combination of the quality assessment and consultation. This guide, however, is only a very general measure of potential pitch capacity. It does not account for specific circumstances at time of use and it assumes average rainfall and an appropriate end of season rest and renovation programme.



## CENTRAL LANCASHIRE PLAYING PITCH ASSESSMENT

Table 5.13: Capacity table for rugby pitches in Central Lancashire

Site ID	Site name	Local authority	Community use?	Security of tenure	Number of pitches	Pitch type	Non-tech score	Quality rating	Floodlit?	Match equivalent sessions (per week)	Pitch Capacity (sessions per week)	Capacity rating	Comments
189	Chisnall Lane - Chorley Panthers Rugby League	Chorley	Yes	Secure	1	Senior	M2 / D1	Good	No	0.5	3	-2.5	A good quality, senior, pitch which has 2.5 MES of potential capacity. The pitch is a dual-use rugby league pitch.
1	Archbishop Temple High School	Preston	Yes – unused	Unsecure	1	Senior	M0 / D1	Poor	No	1.5	1.5	-	A poor quality senior pitch which is at capacity, accommodating curricular and extra-curricular activity.
2	Ashton Community Science College	Preston	No	Unsecure	1	Junior	M0 / D0	Poor	No	0.5	0.5	-	A poor quality junior pitch which is at capacity, accommodating curricular and extra-curricular activity.
8	Broughton Business Enterprise College & high school	Preston	Yes – unused	Unsecure	1	Senior	M0 / D1	Poor	No	1.5	1.5	-	A poor quality senior pitch which is at capacity, accommodating curricular and extra-curricular activity.
56	Preston Grasshoppers RFC	Preston	Yes	Secure	3	Mini	M2 / D3	Good	No	2.5	10.5	-8	Three good quality mini pitches which have eight MES of potential capacity per week.
56	Preston Grasshoppers RFC	Preston	Yes	Secure	1	Senior	M2 / D1	Good	Yes	2.5	3	-0.5	A good quality senior pitch which has 0.5 MES of potential capacity. The pitch is subject to both match and training demand.
56	Preston Grasshoppers RFC	Preston	Yes	Secure	1	Junior	M2 / D1	Good	No	1	3	-2	A good quality junior pitch which has two MES of potential capacity.
56	Preston Grasshoppers RFC	Preston	Yes	Secure	1	Senior	M2 / D1	Good	No	1.5	3	-1.5	A good quality senior pitch which has 1.5 MES of potential capacity.
56	Preston Grasshoppers RFC	Preston	Yes	Secure	1	Senior	M2 / D0	Standard	Yes	2	2	-	A standard quality senior pitch which is floodlit, accommodating the majority of Preston Grasshoppers RFC's grass training demand.
59	Preston Sports Arena (UCLAN)	Preston	Yes	Unsecure	2	Senior	M2 / D1	Good	No	2	6	-4	Two good quality senior pitches which have four MES of potential capacity. The pitches are both dual-use pitches, marked for football when required.
109	Hutton Playing Field	South Ribble	Yes – unused	Secure	2	Junior	M1 / D1	Standard	No	4	4	-	Two junior pitches which are at capacity, accommodating curricular and extra-curricular demand from Hutton Grammar School.
109	Hutton Playing Field	South Ribble	Yes – unused	Secure	2	Senior	M1 / D1	Standard	No	4	4	-	Two senior pitches which are at capacity, accommodating curricular and extra-curricular demand from Hutton Grammar School.
114	Lancashire Constabulary Training Headquarters, Hutton	South Ribble	Yes – unused	Unsecure	1	Senior	M1 / D1	Standard	No	1	2	-1	A standard quality senior pitch which is subject to match and training demand from Lancashire Police rugby teams; as well as used for other activity.
128	Moss Side Recreation Ground	South Ribble	Yes	Secure	1	Senior	M0 / D0	Poor	No	1	0.5	0.5	A poor quality, senior, pitch which is overplayed by 0.5 MES per week. The pitch is a dual-use rugby league pitch.
146	Runshaw College	South Ribble	Yes – unused	Unsecure	1	Senior	M0 / D1	Poor	No	1.5	1.5	-	A poor quality senior pitch which is at capacity, accommodating curricular and extra-curricular activity.

# CENTRAL LANCASHIRE PLAYING PITCH ASSESSMENT REPORT

## *The peak period*

In order to fully establish actual spare capacity, the peak period needs to be established. Peak time for senior rugby union matches is Saturday afternoons and is considered such within the local authorities, although junior and mini teams play on senior pitches on Sunday mornings. Peak time for mini and junior pitches is considered to be Sunday mornings.

## *Actual spare capacity*

The next step is to ascertain whether or not any identified 'potential capacity' can be deemed 'actual capacity'. There may be situations where, although a site is highlighted as potentially able to accommodate some additional play, this should not be recorded as spare capacity against the site. For example, a site may be managed to regularly operate slightly below full capacity to ensure that it can cater for a number of regular friendly matches and activities that take place but are difficult to quantify on a weekly basis.

Pitches located at education and unsecure sites which are available for community use but are currently unused are not considered to have actual spare capacity as security of use cannot be formally evidenced as guaranteed.

*Table 5.14: Summary of actual spare capacity*

Site ID	Site name	Local authority	Pitch type	Potential capacity	Actual spare capacity	Comments
56	Preston Grasshoppers RFC	Preston	Mini	8	1	One MES of actual spare capacity during the peak period.
56	Preston Grasshoppers RFC	Preston	Junior	2	-	No actual spare capacity available during the peak period.
56	Preston Grasshoppers RFC	Preston	Senior	2	-	No actual spare capacity available during the peak period.
59	Preston Sports Arena (UCLAN)	Preston	Senior	4	2	Actual spare capacity is discounted due to the unsecure nature of the site.
114	Lancashire Constabulary Training Headquarters, Hutton	South Ribble	Senior	1	1	Actual spare capacity is discounted due to the unsecure nature of the site.
189	Chisnall Lane - Chorley Panthers Rugby League	Chorley	Senior	2.5	1	Actual spare capacity is discounted due to the site being unavailable for additional rugby union activity.
<b>Total</b>					<b>1</b>	<b>One MES of actual spare capacity exists during the peak period.</b>

## CENTRAL LANCASHIRE PLAYING PITCH ASSESSMENT REPORT

---

There are four sites containing senior pitches which display potential spare capacity to accommodate additional play, however, none of these are considered to have actual spare capacity at peak time for senior play. There is capacity at three of the site during the peak time but the unsecure nature or restriction of use, of these sites means that this capacity has is discounted from the total.

The junior pitch at Preston Grasshoppers RFC has potential capacity to accommodate additional demand, however, given its use by junior teams of Preston Grasshoppers RFC there is no actual spare capacity available during the peak period for junior play (Sunday AM).

The only mini pitches in Central Lancashire, located at Preston Grasshoppers RFC display potential capacity for an additional eight match equivalent sessions. During the peak time for mini demand (Sunday AM) there is only one match equivalent session of actual spare capacity available at this time.

### ***Overplay***

Only one rugby union pitch is considered overplayed in Central Lancashire, located at Moss Side Recreation Ground (South Ribble). The senior pitch is overplayed by 0.5 match equivalent sessions per week, with the poor quality and subsequent low capacity adversely impacted by also accommodating match demand from two senior teams representing Leyland Warriors RFC.

# CENTRAL LANCASHIRE PLAYING PITCH ASSESSMENT REPORT

## Rugby union summary

- ◀ **Having considered supply and demand, an overall shortfall is evident to service senior demand in Central Lancashire, specifically located in South Ribble Local Authority.**
- ◀ **There is considered sufficient supply of junior pitches across Central Lancashire, with mini pitches in Preston Local Authority displaying actual spare capacity to accommodate one MES at the peak time (Sunday AM).**
- ◀ **Each of the three local authorities has specific issues to address regarding rugby union provision, including pitch quality, security of tenure and ancillary provision.**
- ◀ Within Central Lancashire there are thirteen senior, four junior and three mini pitches provided; with all but one junior pitch available for community use.
- ◀ There is one WR compliant 3G pitch located at Preston Grasshoppers. There had previously been one at Preston Sports Arena however its WR certification has expired and it now requires re-certification.
- ◀ Of the community available pitches in Central Lancashire, nine are assessed as good quality, six as standard and four as poor quality. The majority of the good quality pitches are located in Preston.
- ◀ Two of the four community rugby clubs are considered to have security of tenure at current home sites; whilst Chorley RFC and Lancashire Typhoons RFC both rent pitches from other sports clubs.
- ◀ All community clubs across Central Lancashire have issues with ancillary provision.
- ◀ Across Central Lancashire there are 16 senior teams, of which four are women's teams; one colts boys' team; five junior teams and six mini squads. Of the junior teams one is a dedicated girls' team, representing Preston Grasshoppers RFC.
- ◀ The majority of demand is located in the Preston, which is in line with the Area having the largest supply of rugby union pitch provision.
- ◀ Participation in Preston and South Ribble is supported by school activity, along with Preston Grasshoppers, Leyland Warriors and Lancashire Typhoons rugby clubs offering differing opportunities for participation.
- ◀ Both Leyland Warriors RFC and Chorley RFC access AGPs for training, which are not suitable for contact rugby union sessions as they are not WR certified.
- ◀ The WR compliant 3G at Preston Grasshoppers RFC accommodates match and training demand from both Preston Grasshoppers RFC and Lancashire Typhoons RFC.
- ◀ Despite four sites showing potential capacity on senior pitches, there is no actual spare capacity for additional senior demand at peak time. Actual spare capacity is only evident on mini pitches at peak time for mini demand (Sunday AM).
- ◀ One pitch is considered to be overplayed in Central Lancashire; a senior pitch at Moss Side Recreation Ground (South Ribble), overplayed by 0.5 match equivalent sessions per week. This pitch is used for both rugby union and rugby league demand by Leyland Warriors RFC and Leyland Warriors ARLFC, respectively.

# CENTRAL LANCASHIRE PLAYING PITCH ASSESSMENT REPORT

## PART 6: RUGBY LEAGUE

### 6.1: Introduction

The Rugby Football League (RFL) is the governing body for rugby league in Britain and Ireland. It administers the England national rugby league team, the Challenge Cup, Super League and the Championships which form the professional and semi-professional structure of the game structure in the UK. The RFL also administers the amateur and junior game across the country in association with the British Amateur Rugby League Association (BARLA).

All club rugby league in Central Lancashire is now played throughout the summer season (from February to October). Senior play takes place in the North West Men's League (NWML) and National Conference League (NCL), whilst all junior and primary level rugby takes place as part of the North West Counties (NWC) junior and youth leagues. However, rugby league is considered as a winter season sport within schools, colleges and universities and therefore pitch provision for matches and training is required throughout the winter months.

Preston City Council is in the process of bidding to become a host training city for the Rugby League World Cup in 2021. In order to support the bid there is potential to create rugby league provision at Ashton Park as part of its wider sports masterplan.

### **Consultation**

All clubs playing in Central Lancashire were consulted. Two were met with face to face (Chorley Panthers ARLFC and Leyland Warriors ARLFC), whilst the third (Bamber Bridge RFL) was consulted via telephone.

### 6.2: Supply

The audit identifies a total of 13 grass rugby league pitches (ten senior, two junior and one primary) across eight sites in Central Lancashire. All pitches across the region are available for community use.

Of all pitches, four are identified as being available for community use but have no regular competitive club use. These are located at education sites (Holy Cross High School, Wellfield Business and Enterprise College & High School, Worden Sports College and Parklands High School). Although not used by community clubs these pitches will be subject to curricular and extra-curricular activity.

*Table 6.1: Summary of grass rugby league pitches*

Local authority	Senior pitches	Junior pitches	Primary pitches
Chorley	4	1	1
Preston	1	-	-
South Ribble	5	1	-
Central Lancashire	<b>10</b>	<b>2</b>	<b>1</b>

Most rugby league provision is located in Chorley and South Ribble with six pitches each and there is just one senior pitch located in Preston.

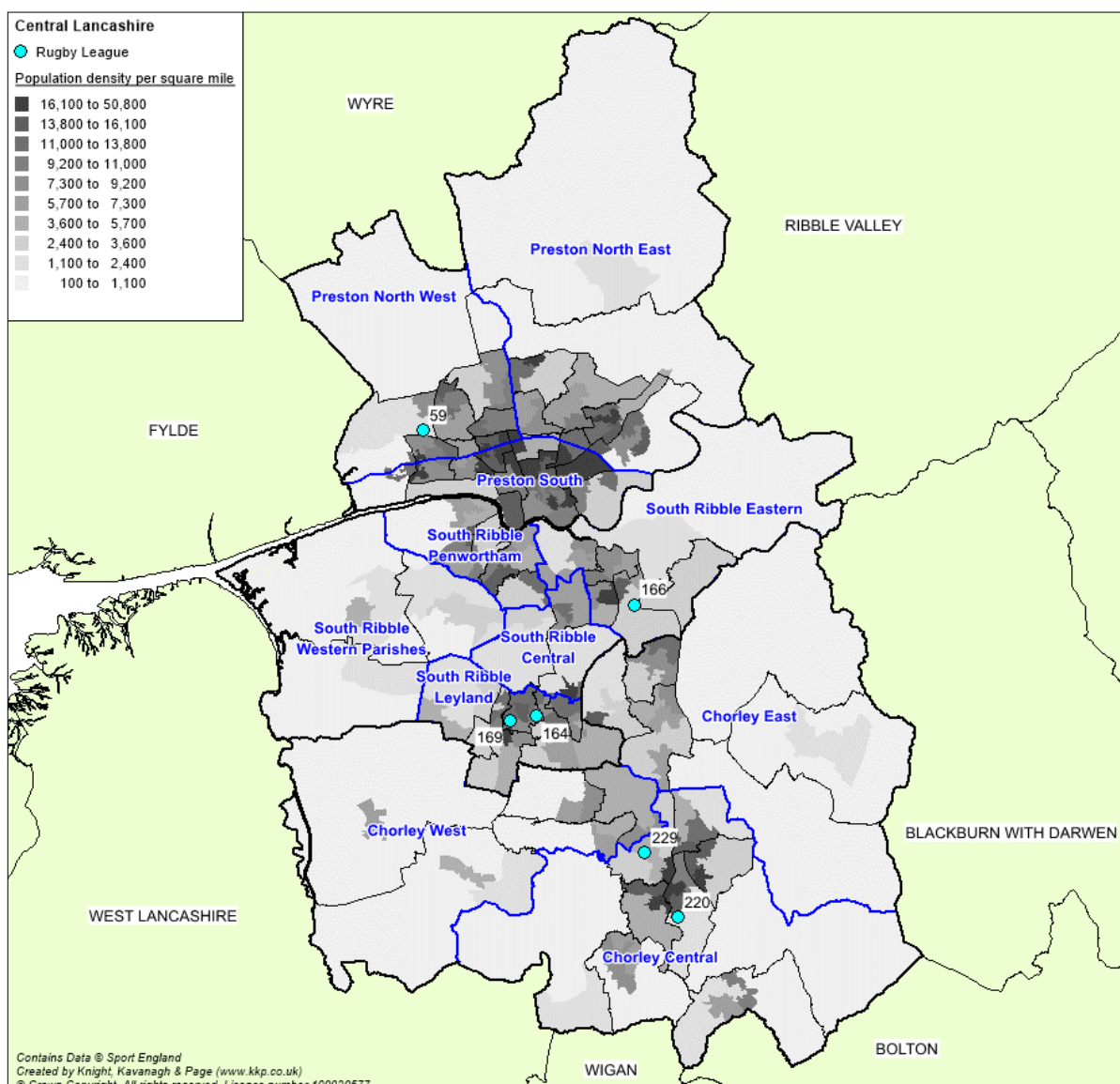
# CENTRAL LANCASHIRE PLAYING PITCH ASSESSMENT REPORT

## Team definitions

- ◀ Senior teams (19 – 65yrs)
- ◀ Youth and junior teams (12 – 18yrs)
- ◀ Primary teams (7 – 11yrs)

As a guide, all rugby league pitches are classified as being senior sized, with cones used to mark pitches for primary teams. However, there may be instances (particularly on school sites and large club sites) where designated junior or primary pitches are provided.

Figure 6.1: Map of sites with senior rugby league pitches within Central Lancashire



## Ownership/management

Site ownership is varied between clubs with leasehold of a sport club site and clubs which rent pitches from respective councils. There are also a couple of pitches at education sites, which are managed the respective education providers.

## CENTRAL LANCASHIRE PLAYING PITCH ASSESSMENT REPORT

Chorley Panthers ARLFC has a lease agreement in place from Chorley Council for use of Chisnall Lane, with the agreement having 94 years remaining. The lease agreement covers both the site and its buildings; meaning that the Club is considered to have security of tenure.

Leyland Warriors RFC also has a lease agreement in place for its home venue, Moss Side Recreation Ground (South Ribble). The Club's lease agreement is with South Ribble Borough Council and has 25 years outstanding; the Club therefore has security of tenure. The agreement provides the Club with primary use of Moss Side Recreation Ground, including both pitches and ancillary facilities.

Bamber Bridge ARLFC is the only rugby league club in Central Lancashire to rent its home venue. The Club annually rents Withy Grove Park (South Ribble) from the Borough Council; with the Club using changing facilities in Bamber Bridge Leisure Centre for matches. The lease agreement entitles short-term length of the agreement means that security of tenure is not provided for the Club.

UCLAN RLFC, accesses provision at Preston Sports Arena (Preston), which is owned and operated by UCLAN (university), meaning that the university's affiliated sports teams are considered to have security of tenure at the site as part of the student offering.

### **Pitch quality**

Non-technical site assessments were carried out for all rugby league pitches in Central Lancashire and assessed as one of three categories, 'good', 'standard' or 'poor'. Carrying capacity of a pitch is dependent upon the quality of a pitch which is outlined below:

*Table 6.2: Summary of carrying capacity*

Category	Capacity
Good	3 matches per week
Standard	2 matches per week
Poor	1 match per week

The table overleaf summarises pitch quality following the site visits to all pitches (including those not available for community use).

*Table 6.3: Summary of pitch quality*

Analysis area	Quality of pitches		
	Good	Standard	Poor
Chorley	4	1	1
Preston	1	-	-
South Ribble	-	5	1
<b>Central Lancashire</b>	<b>5</b>	<b>6</b>	<b>2</b>

In Central Lancashire 38% of all pitches are of good quality, with 46% of standard quality and 16% (two pitches) rated poor. The majority of the good quality pitches (four pitches) are located in Chorley. The pitch in Preston is rated as good, whilst only one pitch in South Ribble is rated as poor. The following sites have good quality rugby league pitches:

- ◀ Chisnall Lane – Chorley Panthers Rugby League
- ◀ Preston Sports Arena (UCLAN)

## CENTRAL LANCASHIRE PLAYING PITCH ASSESSMENT REPORT

---

Both Leyland Warriors RFC and Chorley Panthers ARLFC are responsible for maintain their respective home venues, as part of each club's lease agreement with its local authority. Leyland Warriors RFC outsource pitch maintenance, with the Club paying for a basic maintenance programme. It is noted that although the maintenance is basic, pitch quality is generally considered standard quality throughout the rugby league season when the weather is generally dryer than the winter months. Moss Side Recreation Ground does have issues with unofficial use of the pitches and dog fouling which adversely impacts pitch quality. RFL funding did provide a formal drainage system to be installed underneath the current first team pitch, as well as a potential training area, but the basic maintenance of the site has meant that this has not had a significant impact on pitch quality.

Pitches at Chisnall Lane are maintained by volunteers of Chorley Panthers ARLFC and receive a good quality maintenance regime. When the Club initially leased the site, pipe drainage was installed underneath the two senior pitches, immediately improving pitch quality; however, the consistently good maintenance programme has improved the quality of all pitches on site with the volunteer group having won the National Governing Bodies Grassroots Sports Ground Team of the Year (2016).

The pitch at Withy Grove Park (South Ribble) is owned and maintained by South Ribble Borough Council, with the maintenance regime considered basic. This results in the pitch being considered standard quality.

UCLAN is responsible for the maintenance of the pitches at Preston Sports Arena (UCLAN); and as such has dedicated ground staff to provide a good quality maintenance regime. As such, the one rugby league pitch in the City is considered good quality; despite it receiving use of both rugby league and football teams throughout the winter months.

### ***Ancillary facilities***

Chorley Panthers ARLFC has refurbished and extended its changing provision at Chisnall Lane; with the site now having eight, good quality, ensuite changing rooms; an officials' room and a gym. However, the clubhouse itself is deemed unfit for purpose by the Club, with the building only able to accommodate 100 people which is considered insufficient during peak times (i.e. Sunday mornings, when primary and junior teams are utilising the site for matches and/or training).

The Club also reports that there is no licence to serve alcohol in place meaning that teams are utilising local public houses for post match activities; resulting in the Club effectively losing potential income. For senior home games the Club applies for a temporary event licence, allowing the venue to have ten "events" per year, at which time a club member operates a bar on site.

It is understood that the Club is in the process of applying for Sport England's Community Facility Fund, with a view to developing a new purpose-built clubhouse facility. There will also be a need to source additional funds for the build. Once a new clubhouse is in place, the Club will then look to formalising the existing car park; however, the need for a new clubhouse is the priority.



# CENTRAL LANCASHIRE PLAYING PITCH ASSESSMENT REPORT

---

Leyland Warriors RFC reports that some of its changing provision has recently been refurbished, following a fire (arson) in May 2017. The new changing rooms are located inside an informal clubhouse and is considered to be good quality. The new building is modular, meaning that any future developments can be attached to the existing structures, without significant alterations being made. It is the Club's long term ambition to increase its new facilities, expanding the current social space; increasing the number of changing rooms; and extending an external canopy for use during match days.

At Moss Side Recreation Ground there are two buildings containing changing rooms for Leyland Warriors RFC. The new building, as mentioned above, is of good quality, containing two home side changing rooms. However, visiting teams are provided with use of two changing rooms in the older building on site. These changing rooms are of poor quality, considered too small for senior teams; and ideally would be replaced with new changing rooms, in the modular style, attached to the new clubhouse. At present there is an insufficient number of changing rooms to cater for the three pitches on the site to be used simultaneously. However, in practise this rarely happens as primary teams have no use of the changing rooms and there is only one senior team playing on Sunday, so four changing rooms is considered sufficient.

Vandalism is a frequent issue at Moss Side Recreation Ground and reached its peak with the fire damage sustained to the changing facilities. Leyland Warriors RFC also reports that dog walking on the site is a major concern. In an attempt to combat unofficial use, the Club is looking to erect a security fence around the site. However, in order for the site to retain public access an agreement will have to be sought between the Council (South Ribble Borough Council) and the Club. New posts have also been provided on the pitch, via funding from the RFU, with Leyland Warriors RFC having recently established a rugby union section.

Changing facilities at Withy Grove Park are rated as good quality, with a sufficient number of changing rooms available to serve the number of pitches available. The size of which is considered large enough to comfortably accommodate individual teams; whilst there is also a dedicated officials' room with a dedicated shower. Showers and toilets servicing the other changing provision is communal. There is ample parking on site for all users of the facility, eliminating any need for parking along the road.

Ancillary provision at Preston Sports Arena is considered good quality with sufficient car parking and changing provision available when required by UCLAN RLFC for both fixtures and training.

## **6.3: Demand**

Demand for rugby league pitches in Central Lancashire tends to fall within the categories of organised competitive play and organised training.

### ***Competitive play***

There is a total of 24 competitive rugby league teams playing in Central Lancashire. Of the senior teams, there are no women's teams. Girls are able to play primary rugby in mixed teams up to the age of 12, after which they play in specific girls' teams at junior level up to the age of 18. There are no dedicated junior girls' teams, in Central Lancashire, although Leyland Warriors RFC is seeking to establish junior girls' teams.

Summary of demand in the table below includes one university team from the University of Central Lancashire (UCLAN), which is only available to students and is based at Preston Sports Arena.

# CENTRAL LANCASHIRE PLAYING PITCH ASSESSMENT REPORT

Table 6.4: Summary of demand by local authority

Analysis area	No. of competitive rugby league teams			Total
	Senior	Junior	Primary	
Chorley	1	6	5	12
Preston	1	-	-	1
South Ribble	3	4	4	11
<b>Central Lancashire</b>	<b>5</b>	<b>10</b>	<b>9</b>	<b>24</b>

Half of demand is based in Chorley where there are 12 teams (50%), whilst Preston has the fewest number of teams with just the one (4%). The remaining 11 teams (46%) are based in South Ribble.

Clubs that responded to consultation were asked whether there had been a change in the number of teams over the previous three years. The response rates for those that answered this question can be seen in the table below.

Table 6.5: Change in the number of teams over the previous three years

Team type	Increased	Decreased	Stayed the same
Senior	-	-	100%
Junior	-	25%	75%
Primary	25%	50%	25%

Primary rugby league has seen the biggest decrease (50%) with both Leyland Warriors RFC and Bamber Bridge ARLFC both experiencing decreases in the number of teams representing respective clubs.

All clubs report that the number of senior rugby league teams has remained the same, whilst this is also the case for the majority of clubs at junior level. Bamber Bridge ARLFC is the only club to have decreased its number of junior teams in recent seasons.

It is reported by Bamber Bridge ARLFC that the Club is likely to fold at the conclusion of the current season. It highlights that a number of players have changed to alternative clubs in the Area, reducing overall membership numbers.

## Training

Winter rugby league training is accommodated across a combination of AGPs, indoor sports halls and gyms. Little training takes place on competitive pitches in the winter as only two clubs have floodlit facilities. However, since the transition to summer season clubs tend to train on match pitches as extended daylight hours allow, eliminating the need for access to floodlighting. Many clubs attempt to train on grass areas around the perimeter of pitches to reduce impact on surface quality, but in practice a significant proportion of training takes place on the competitive pitches.

Primary teams representing Leyland Warriors RFC currently train indoors at Leyland St Mary's Catholic High School and College throughout the summer and winter; whilst two junior teams (U12 and U13) also follow this regime. The two remaining junior teams, along with the senior men's first team train at Moss Side Recreation Ground twice a week each on match pitches.

# CENTRAL LANCASHIRE PLAYING PITCH ASSESSMENT REPORT

---

Chorley Panthers ARLFC teams all train at the Club's home venue (Chisnall Lane), with the Club allocating one senior pitch and a dedicated training area for all club training. The senior pitch used for training demand is the one pitch on site which is floodlit, meaning that use of this pitch extends in to the winter months for rugby league's pre-season.

UCLAN RLFC, as an education team, operate during a winter season, meaning that the Club has to access floodlit provision throughout the winter months. The one rugby league pitch at Preston Sports Arena, is floodlit meaning that the Club trains on the match pitch the equivalent of one match equivalent session per week, on Monday evenings. If required, the Club can utilise the 3G pitch at Preston Sports Arena for training; this pitch is not RFL Community Standard certified and therefore should not be used for contact rugby league sessions. It is, however, World Rugby certified allowing contact rugby union sessions to take place. More information regarding 3G provision is detailed later in Part 3.

Bamber Bridge ARLFC train at Withy Grove Park once a week on the match pitch throughout the rugby league season. It is unknown where winter training is located.

Clubs in Central Lancashire are generally of the mind-set that training on match pitches is a cost effective option and is easily accessible because of the increased daylight hours in summer. In reality, this increased usage impacts on pitch quality when pitches become dry and hard in some cases. Any remedial work carried out during the winter may not be effective in repairing the damage as weather is often poor, limiting the amount of maintenance work that can be properly carried out.

## *Winter training*

Although community and professional rugby league is a summer sport, clubs still require access to training facilities throughout the winter period as many continue to train well before the summer season begins. Both Chorley Panthers ARLFC and UCLAN RLFC have access to floodlit pitches for winter training; however, the latter club operates a rugby union team throughout the winter, with many club members playing both rugby codes and therefore they are accommodated throughout the winter.

## ***Masters rugby league***

Masters rugby league is a derivative version of the sport aimed at players over the age of 35. It has a social emphasis and focus on providing playing opportunities for older players and as such remains non-competitive with no score kept. Masters rugby league is typically played as part of a festival format, with five central festivals to be held in 2017 across the country as well as various club held invitational events. Leyland Warriors RFC has a masters team which plays at festivals and occasional friendly matches. The team does not train regularly, therefore no match equivalent sessions have been allocated to the pitches at Moss Side Recreation Ground, the Club's home venue.

## ***Casual use***

A proportion of rugby league is played on Council owned pitches these sites tend to be public open spaces and are used for recreational play and dog walking etc. This additional wear and damage is an issue for clubs as it decreases the quality of the pitches and in turn the carrying capacity for matches and training. This is a noted problem at the following sites for one or more of their pitches:

- ◀ Moss Side Recreation Ground – South Ribble
- ◀ Withy Grove Park – South Ribble

# CENTRAL LANCASHIRE PLAYING PITCH ASSESSMENT REPORT

## ***Unmet demand***

Unmet demand is existing demand that is not getting access to pitches. It is usually expressed, for example, when a team is already training but is unable to access a match pitch, or when a league has a waiting list due to a lack of pitch provision, which in turn is hindering the growth of the League. No clubs report of unmet demand in Central Lancashire.

## ***Displaced/exported demand***

Displaced or exported demand refers to Central Lancashire based teams that are currently accessing pitches outside of the local authority for their home fixtures, normally because their pitch requirements cannot be met, which is usually because of pitch supply, in some cases quality issues or stipulated league requirements for access to certain facilities. No rugby league clubs in Central Lancashire report that any demand is displaced either out of Central Lancashire or out of respective local authorities.

## ***Future demand***

Future demand can be defined in two ways, through participation increases and using population forecasts. Team generation rates (TGRs) are used below as the basis for calculating the number of teams likely to be generated in the future based on population growth.

Team generation rates based on future population applied across the combined authorities forecast the likely creation of at least one new junior boys' team. When TGRs are applied by individual local authorities it is shown that this increase will be located in Chorley, with participation increases in Preston and South Ribble; or at other age groups insufficient to lead to the creation of any additional teams with it likely that any participation increases will be assimilated into existing plying squads.

Both Leyland Warriors RFC and Chorley Panthers ARLFC intend to increase the number of teams next season, this is summarised in Table 6.9. Where a club expressing aspirations to create new primary teams currently has use of a primary pitch, it is assumed that new primary teams will play on this primary pitch and as such demand equates to 0.5 primary match equivalent sessions per week. However, where clubs do not presently have access to primary pitch provision it is considered that primary teams will play on senior or junior pitches currently accessed and as such will require only half of a senior/junior pitch, equating to 0.25 match equivalent sessions per week.

As mentioned previously, Bamber Bridge ARLFC is likely to fold at the end of the season, decreasing the number of match equivalent sessions in South Ribble, as well as Central Lancashire overall, by 0.5 match equivalent sessions per week on senior pitches.

*Table 6.6: Summary of future demand reported by clubs*

<b>Club</b>	<b>Future demand</b>	<b>Pitch type</b>	<b>Local authority</b>	<b>Match equivalent sessions per week</b>
Chorley Panthers ARLFC	Senior men's x 1 U7 x 1	Senior	Chorley	0.5
		Primary		0.5
Leyland Warriors RFC	U7 x 1	Senior	South Ribble	0.25

# CENTRAL LANCASHIRE PLAYING PITCH ASSESSMENT REPORT

It is important to note that TGRs are based on population figures and cannot account for specific targeted development work within certain areas or focused towards certain groups, such as NGB initiatives or coaching within schools.

## ***The peak period***

In order to fully establish actual spare capacity, the peak period needs to be established. For senior rugby league matches the peak period is considered to be Saturday afternoon as all senior teams play at this time. However, demand for senior rugby league pitches is actually highest on Sunday mornings, due to the large number of junior (U13-U18) and mini teams playing on senior pitches at this time.

School pitches are used regularly to accommodate curricular use and school training sessions and matches. In order to reflect this, an additional one match equivalent session per week of play has been added per pitch at school sites where applicable (shown in bold).

## **6.4: Supply and demand analysis**

Having considered supply and demand, the tables below identify the overall spare capacity in each of the analysis areas for the different pitch types, based on match equivalent sessions per week.

*Table 6.7: Supply/demand balance of senior provision at senior peak time*

Local authority	Actual spare capacity	Demand (Match Equivalent Sessions)			
		Overplay	Current total	Future demand	Overplay
Chorley	0.5	-5	-4.5	0.5	-5
Preston	-	-	-	-	-
South Ribble	0.5	-3.5	-3	-0.5	-2.5
<b>Total</b>	<b>1</b>	<b>-8.5</b>	<b>-7.5</b>	<b>0</b>	<b>-7.5</b>

The table above shows that currently there is a significant level of overplay on senior rugby league pitches in the Central Lancashire, totalling 8.5 match equivalent sessions, with both Chorley and South Ribble authorities showing shortfalls. There is no overplay present in Preston currently.

When future demand is considered the overall shortfall in Central Lancashire remains static; although the current shortfall of three match equivalent session per week in South Ribble will reduce to 2.5 match equivalent sessions as Bamber Bridge ARLFC is considered likely to fold at the end of the season. The sufficient capacity in Preston is maintained; but the aspirational creation of an additional senior men's team by Chorley Panthers ARLFC increases the overplay in Chorley to five match equivalent sessions.

It should be noted that overplay displayed in Chorley cannot be decreased through qualitative improvements to pitch quality, given that all pitches in the Local Authority are located at Chisnall Lane and are of good quality.

# CENTRAL LANCASHIRE PLAYING PITCH ASSESSMENT REPORT

Table 6.8: Supply/demand balance of junior provision at junior peak time

Local authority	Actual spare capacity	Demand (Match Equivalent Sessions)			
		Overplay	Current total	Future demand	Overplay
Chorley	-	-	-	0.5	0.5
Preston	-	-	-	-	-
South Ribble	-	-	-	-	-
<b>Total</b>	-	-	-	<b>0.5</b>	<b>0.5</b>

The current picture for junior pitches across Central Lancashire indicates that there is sufficient supply to meet current demand; with no overplay nor actual spare capacity evidenced.

Although none of the clubs aspire for an increase in the number of junior teams, TGRs suggest the creation of one additional junior boys' team within Chorley. This future demand will result in an overall shortfall of junior provision both in Central Lancashire and Chorley. No shortfalls will be evident in Preston or South Ribble.

Table 6.9: Supply/demand balance of primary provision at primary peak time

Local authority	Actual spare capacity	Demand (Match Equivalent Sessions)			
		Overplay	Current total	Future demand	Total demand
Chorley	-	-	-	0.5	0.5
Preston	-	-	-	-	-
South Ribble	1	-	1	0.25	0.75
<b>Total</b>	<b>1</b>	-	<b>1</b>	<b>0.75</b>	<b>0.25</b>

The table above shows that overall in Central Lancashire there is currently a sufficient supply of provision for primary teams, with actual spare capacity evident in South Ribble. When future demand is considered this capacity of one match equivalent session during peak time of primary demand (Sunday AM) reduces to 0.25 match equivalent sessions, with new primary teams being accommodated on both primary (Chorley) and senior (South Ribble) pitches. Future demand suggests there will be a shortfall of pitches to accommodate primary demand during the peak period in Chorley, totalling 0.5 match equivalent sessions.

As there are no dedicated primary rugby league pitches in South Ribble, future demand has been accredited to a senior pitch, resulting in one team totalling 0.25 match equivalent sessions.

It is important to note that some of overplay derives from junior/mini teams playing on senior pitches in areas where there are large clubs with many junior and primary teams. Furthermore, a large proportion of overplay is attributed to training sessions taking place on match pitches.

## 6.5: Capacity analysis

The capacity for pitches to regularly provide for competitive play, training and other activity over a season is most often determined by quality. As a minimum, the quality and therefore the capacity of a pitch affects the playing experience and people's enjoyment of playing. In extreme circumstances, it can result in the inability of the pitch to cater for all or certain types of play during peak and off-peak times.

## CENTRAL LANCASHIRE PLAYING PITCH ASSESSMENT REPORT

As a guide, The RFL has set a standard number of matches that each grass pitch type should be able to accommodate without adversely affecting its current quality (pitch capacity). Taking into consideration the guidelines on capacity the following was concluded in Central Lancashire:

Pitch quality	Match equivalent sessions (MES) per week
Good	3
Standard	2
Poor	1

Table 6.10 applies the above pitch ratings against the actual level of weekly play recorded to determine a capacity rating as follows:

<b>Potential capacity</b>	Play is below the level the site could sustain
<b>At capacity</b>	Play matches the level the site can sustain
<b>Overused</b>	Play exceeds the level the site can sustain

The next step is to ascertain whether or not any identified 'potential capacity' can be deemed 'actual capacity'. There may be situations where, although a site is highlighted as potentially able to accommodate some additional play, this should not be recorded as spare capacity against the site. For example, a site may be managed to regularly operate slightly below full capacity to ensure that it can cater for a number of regular friendly matches and activities that take place but are difficult to quantify on a weekly basis.

For senior and youth teams, the current level of play per week is set at 0.5 match equivalent sessions (MES) per week for each match played based on all teams operating on a traditional home and away basis (assumes half of matches will be played away). For mini teams, play per week is set at 0.25 MES per week for each match played across half of one senior pitch, based on all teams operating on a traditional home and away basis.

## CENTRAL LANCASHIRE PLAYING PITCH STRATEGY ASSESSMENT REPORT

Table 6.10: Rugby league pitch provision and level of current use within Central Lancashire

Site ID	Site name	Local authority	Security of tenure <sup>21</sup>	Community use?	Pitch type (Dual use)	Floodlit?	Quality rating	Number of pitches	Current play (MES per week)	Site capacity (MES per week)	Capacity rating (MES per week)	Comments
189	Chisnall Lane - Chorley Panthers Rugby League	Chorley	Secure	Yes	Junior	No	Good	1	1.5	3	1.5	Central Lancashire's sole junior pitch. There is 1.5 MES of potential spare capacity available.
189	Chisnall Lane - Chorley Panthers Rugby League	Chorley	Secure	Yes	Primary	No	Good	1	2.5	3	0.5	Central Lancashire's sole primary pitch. There is 0.5 MES of potential spare capacity available.
189	Chisnall Lane - Chorley Panthers Rugby League	Chorley	Secure	Yes	Senior (Rugby union)	No	Good	1	2	3	1	Chorley Panthers ARLFC main pitch. There is one MES of potential spare capacity available, with no training demand taking place on the pitch. Chorley RFC use the site during the winter months as a home venue at present, but no rugby union training demand takes place on the pitch.
189	Chisnall Lane - Chorley Panthers Rugby League	Chorley	Secure	Yes	Senior	Yes	Good	1	8	3	-5	A senior pitch, which is primarily used to accommodate some of the Club's training demand, result in 5 MES of overplay. Due to the volume of demand on the pitch it is rarely used to accommodate match demand.
220	Holy Cross High School	Chorley	Unsecure	Yes - unused	Senior	No	Standard	1	1	2	1	A senior pitch which has one MES of potential spare capacity. It is available for community use but is currently unused. Demand is from curricular and extra-curricular activity.
229	Parklands High School	Chorley	Unsecure	Yes - unused	Senior	No	Poor	1	1	1	-	A poor quality junior pitch which is available for community use but is unused. The pitch is at capacity from curricular demand.
59	Preston Sports Arena (UCLAN)	Preston	Unsecure	Yes	Senior (Football)	Yes	Good	1	3	3	-	The pitch is at capacity, accommodating both match and training demand from UCLAN RLFC. The pitch is also marked for football, receiving use from UCLAN teams for both matches and training.
128	Moss Side Recreation Ground	South Ribble	Secure	Yes	Senior (Rugby union)	No	Standard	1	3	2	-1	An overplayed senior pitch, accommodating both match and training demand of Leyland Warriors RFC. The pitch is overmarked for rugby union during the winter months.
128	Moss Side Recreation Ground	South Ribble	Secure	Yes	Senior	No	Standard	1	3.25	2	-1.25	An overplayed senior pitch, accommodating both match and training demand of Leyland Warriors RFC.
128	Moss Side Recreation Ground	South Ribble	Secure	Yes	Senior	No	Standard	1	3.25	2	-1.25	An overplayed senior pitch, accommodating both match and training demand of Leyland Warriors RFC.
164	Wellfield Business and Enterprise College & High School	South Ribble	Unsecure	Yes - unused	Junior	No	Poor	1	1	1	-	A poor quality junior pitch which is available for community use but is unused. The pitch is at capacity from curricular demand.
166	Withy Grove Park	South Ribble	Secure	Yes	Senior	No	Standard	1	1.5	2	0.5	A senior pitch, accommodating match and training demand of Bamber Bridge ARLFC. There is 0.5 MES of potential capacity available.
169	Worden Sports College	South Ribble	Unsecure	Yes - unused	Senior	No	Standard	1	1	2	1	A standard quality senior pitch which has one MES of potential capacity.

<sup>21</sup> Refers to security of the pitch's continued existence. Those located at education sites are not considered secure unless long-term community use agreements are in place; whilst those on council owned sites are considered secure as part of each local authority's ongoing provision.



# CENTRAL LANCASHIRE PLAYING PITCH STRATEGY ASSESSMENT REPORT

---

## 6.5: Supply and demand analysis

### *Spare capacity*

A number of sites are shown to have potential spare capacity but not all is actual spare capacity, whereby pitch capacity is present and pitches are available at peak time. Actual spare capacity has been combined by area and is summarised in the table overleaf.

Spare capacity is analysed at senior peak period (Saturday PM) and a junior/primary peak period (Sunday AM) on all pitch types. It should be stated, that when a team is playing matches on the correct pitch size for their age (senior/junior/primary), one team equates to 0.5 match equivalent sessions per week (based on playing home and away fixtures); however, in cases where junior or primary teams are playing matches on senior pitches, this equates to 0.25 match equivalent sessions per week per team as the entire pitch is not used.

## CENTRAL LANCASHIRE PLAYING PITCH STRATEGY ASSESSMENT REPORT

Table 6.11: Actual spare capacity summary

Site ID	Site name	Local authority	Pitch type	Number of pitches	Capacity balance	Match equivalent sessions available in senior peak period (Saturday PM) <sup>22</sup>	Match equivalent sessions available in junior/primary peak period (Sunday AM)	Comments
189	Chisnall Lane – Chorley Panthers Rugby League	Chorley	Junior	1	1.5	-	0	No actual spare capacity during the peak period for junior match demand.
189	Chisnall Lane – Chorley Panthers Rugby League	Chorley	Primary	1	0.5	-	0	No actual spare capacity during the peak period for primary match demand.
189	Chisnall Lane – Chorley Panthers Rugby League	Chorley	Senior	1	1	0.5	0	No actual spare capacity during the peak period for junior and primary match demand.
220	Holy Cross High School	Chorley	Senior	1	1	1	1	Actual spare capacity is discounted due to the unsecure nature of the site.
166	Withy Grove Park	South Ribble	Senior	1	0.5	0.5	1	The site has 0.5 MES of actual spare capacity available during peak time for senior play and one MES of actual spare capacity available during peak time for junior/primary play.
169	Worden Sports College	South Ribble	Senior	1	1	1	1	Actual spare capacity is discounted due to the unsecure nature of the site.

<sup>22</sup> Due to no primary or junior teams playing on Saturday PM, pitches of this type have not been factored in to peak time analysis.

# CENTRAL LANCASHIRE PLAYING PITCH STRATEGY ASSESSMENT REPORT

Although, six pitches display potential spare capacity only two have actual spare capacity available at senior peak time or junior/primary peak time. There is a total of one match equivalent sessions per week available at senior peak time (Saturday PM) and a potential total of 0.5 match equivalent sessions per week available at junior / primary peak time (Sunday AM).

Preston is the only local authority without any potential spare capacity available. Both South Ribble and Chorley authorities display 0.5 match equivalent sessions each at senior peak time, located at Withy Grove Park (South Ribble) and Chisnall Lane (Chorley).

At junior/primary peak time (Sunday AM) actual spare capacity is limited to just South Ribble, with Withy Grove Park displaying one match equivalent session of actual spare capacity, this is primarily as a consequence of Bamber Bridge ARLFC being the only community club without junior or primary teams.

## **Overlay**

Four pitches sites are overplayed across two sites, by a total of 8.5 match equivalent sessions per week. This is predominantly a result of training and competitive demand taking place on pitches.

*Table 6.12: Overlay summary*

Site ID	Site name	Local authority	Pitch type	Overlay (match equivalent sessions per week)
189	Chisnall Lane – Chorley Panthers Rugby League	Chorley	Senior	-5
128	Moss Side Recreation Ground	South Ribble	Senior	-1
128	Moss Side Recreation Ground	South Ribble	Senior	-1.25
128	Moss Side Recreation Ground	South Ribble	Senior	-1.25
<b>Total</b>				<b>-8.5</b>

All overplay in Central Lancashire occurs on senior pitches, with the majority located in Chorley, at Chisnall Lane. This is as a consequence of Chorley Panthers ARLFC accommodating all of the Club's training demand onsite, unlike Leyland Warriors RFC. Whilst Chorley Panthers ARLFC does have a dedicated training area, the size of this space is limited, meaning that some teams choose to utilise the dedicated training pitch, resulting in the overplay shown above.

Leyland Warriors RFC, accommodate six match equivalent sessions across its three senior pitches throughout the rugby league season. This results in all three senior pitches on site being overplayed.

Overplay can only be alleviated by improving pitch quality or providing more pitches or areas to be used for training; there is not enough spare capacity expressed in the areas of overplay to meet this level of demand.

# CENTRAL LANCASHIRE PLAYING PITCH STRATEGY ASSESSMENT REPORT

## Rugby league summary

- ◀ **Current supply of senior, junior and primary grass rugby league pitches is insufficient to cater for the level of demand expressed in Chorley and South Ribble (which is reflective of where most provision and demand is located). However, supply in Preston meets demand both now and in the future.**
- ◀ **When future demand is considered the shortfalls remains static; although the current shortfall of three match equivalent session per week in South Ribble will reduce to 2.5 match equivalent sessions as Bamber Bridge ARLFC is considered likely to fold at the end of the season. Aspirational creation of a senior men's team by Chorley Panthers ARLFC increases the overplay in Chorley to five match equivalent sessions.**
- ◀ There are 13 dedicated rugby league pitches in Central Lancashire (ten senior, two junior and one primary) across eight sites. All 13 pitches are available for community use.
- ◀ Most rugby league provision is located in Chorley and South Ribble with six pitches each and there is just one senior pitch located in Preston.
- ◀ Five pitches are rated as good quality, whilst six are standard and two are assessed as poor quality.
- ◀ Bamber Bridge ARLFC is the only rugby league club in Central Lancashire without security of tenure. All other clubs either lease their home ground from respective local authorities; or have long term user agreements in place.
- ◀ Both Leyland Warriors RFC and Chorley Panthers ARLFC are responsible for maintaining their home venues as part of current lease agreements.
- ◀ Ancillary facilities require improvement at both Moss Side Recreation Ground (South Ribble) and Chisnall Lane (Chorley).
- ◀ There is a total of 24 competitive rugby league teams in Central Lancashire. There are no senior women's or junior girls' teams present in any of the three authorities.
- ◀ Half of the demand is based in Chorley Local Authority where there are 12 teams, all representing Chorley Panthers ARLFC, play. Preston has the fewest number of teams with one (4%).
- ◀ Training throughout the season for most clubs takes place on match pitches and surrounding areas.
- ◀ Four pitches are overplayed across two sites, by a total of 8.5 match equivalent sessions per week with both Chorley and South Ribble authorities showing shortfalls. There is no overplay present in Preston currently. This is predominantly a result of high levels of training and competitive demand on match pitches.

# CENTRAL LANCASHIRE PLAYING PITCH STRATEGY ASSESSMENT REPORT

## PART 7: HOCKEY

### 7.1: Introduction

Hockey in England is governed by England Hockey (EH) and is administered locally by the North Hockey Association.

Competitive league hockey matches and training can only be played on sand filled, sand dressed or water based artificial grass pitches (AGPs). Although competitive, adult and junior club training cannot take place on third generation turf pitches (3G), 40mm pitches may be suitable for introductory level hockey, such as school curriculum low level hockey. EH's Artificial Grass Playing Surface Policy details suitability of surface type for varying levels of hockey, as shown below.

*Table 7.1: England Hockey guidelines on artificial surface types suitable for hockey*

Category	Surface	Playing Level	Playing Level
England Hockey Category 1	Water surface approved within the FIH Global/National Parameters	<b>Essential</b> International Hockey - Training and matches	<b>Desirable</b> Domestic National Premier competition Higher levels of EH Player Pathway Performance Centres and upwards England
England Hockey Category 2	Sand dressed surfaces within the FIH National Parameter	<b>Essential</b> Domestic National Premier competition Higher levels of player pathway: Academy Centres and Upwards	<b>Desirable</b> All adult and junior League Hockey Intermediate or advanced School Hockey EH competitions for clubs and schools (excluding domestic national league)
England Hockey Category 3	Sand based surfaces within the FIH National Parameter	<b>Essential</b> All adult and junior club training and league Hockey EH competitions for clubs and schools Intermediate or advanced schools hockey	<b>Desirable</b>
England Hockey Category 4	All 3G surfaces	<b>Essential</b> None	<b>Desirable</b> Lower level hockey (Introductory level) when no category 1-3 surface is available.

# CENTRAL LANCASHIRE PLAYING PITCH STRATEGY ASSESSMENT REPORT

---

For senior teams, a full sized pitch for competitive matches must measure at least 91.4 x 55 metres excluding surrounding run off areas which must be a minimum of two metres at the sides & three metres at the ends. England Hockey preference is for four metre side and five metre end run offs, with a preferred overall area of 101.4 x 73 metres though a minimum overall area of 97.4 x 59 metres is accepted.

It is considered that a hockey pitch can accommodate a maximum of four matches on one day (peak time) provided that the pitch has floodlighting. Training is generally midweek and requires access to a pitch and floodlights.

## ***Club consultation***

There are four hockey clubs based or playing within Central Lancashire, whilst two additional clubs in neighbouring authorities service demand from the Study Area and were therefore, also consulted with. Face to face consultation was carried out with two clubs (Garstang HC and Preston HC), whilst the four remaining clubs (Fulwood, Leyland and Chorley, Fylde and Longridge hockey clubs) registered feedback via an online survey.

## **7.2: Supply**

There are currently nine full sized hockey suitable AGPs located in Central Lancashire, eight of which, are floodlit and available for community use.

The pitch at Broughton Business Enterprise College & High School is neither floodlit nor available for community use. It should be noted that floodlights were part of the original planning application for the pitch in 2014 and can therefore be implemented at any time.

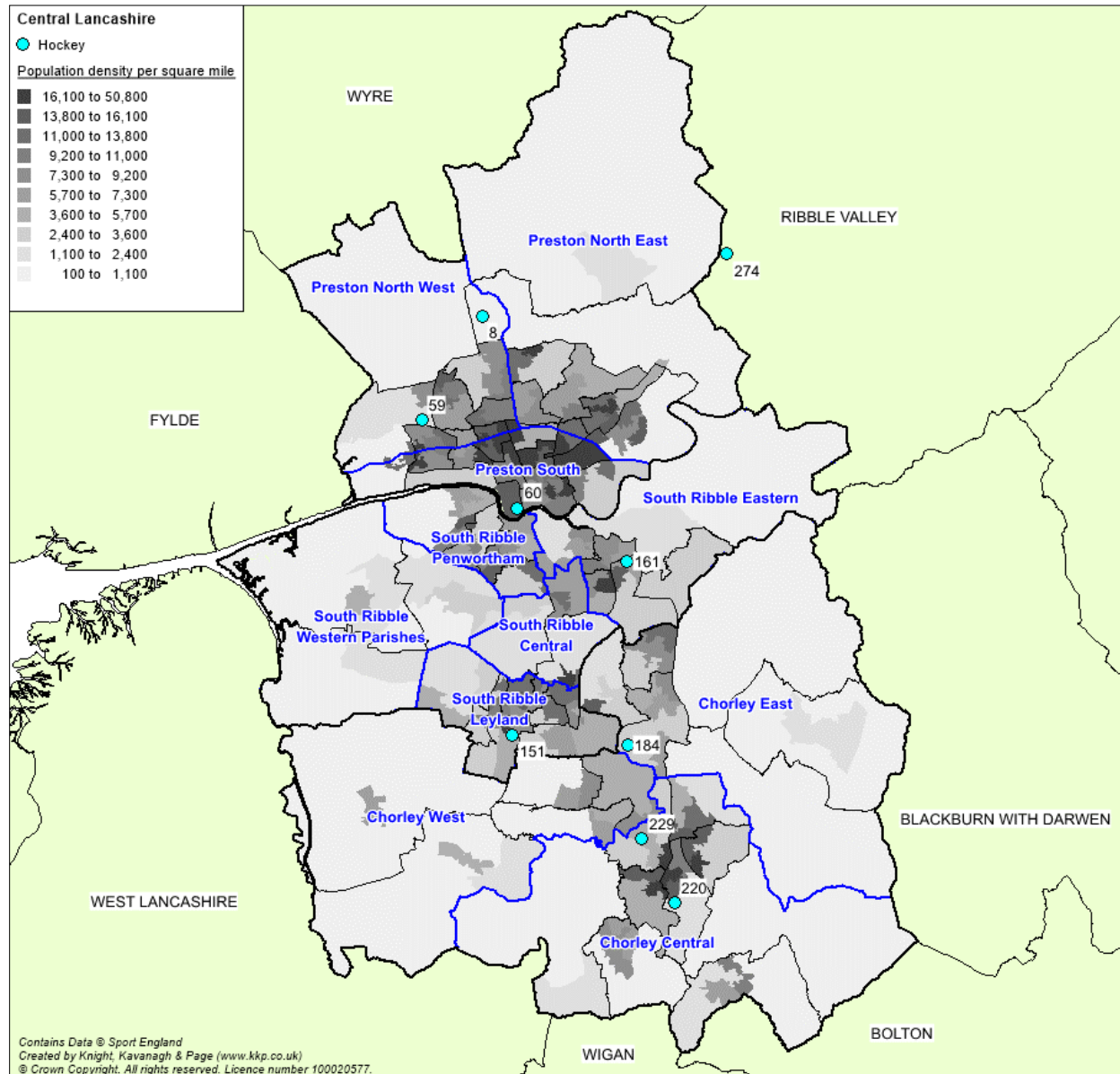
Three of the full size, hockey suitable AGPs available are located in Chorley; three are in Preston; and two are in South Ribble.

In addition, one AGP is located at Longridge High School (Ribble Valley) which is outside of the Study Area but is considered to predominantly service Preston demand, namely Longridge HC, which has a significant portion of its membership based in Preston.

There are also ten smaller sized hockey suitable AGPs located in Central Lancashire. Of which, one is of significant size (approximately 70m metres long) but does not meet recommended measurements (91.4 x 55 metres) to be suitable for competitive matches. Though too small to host competitive matches and senior training, smaller sized AGPs may be able to accommodate some junior or school training or curriculum use.

# CENTRAL LANCASHIRE PLAYING PITCH STRATEGY ASSESSMENT REPORT

Figure 7.1: Map of sites with full size hockey suitable AGPs within Central Lancashire



## CENTRAL LANCASHIRE PLAYING PITCH STRATEGY ASSESSMENT REPORT

Table 7.2: Hockey suitable full size AGPs by location (including club users)

Site ID	Site	Local authority	Number of AGPs	Floodlit?	Surface	Dimensions (metres)	Home site for
184	Buckshaw Village Community Association	Chorley	1	Yes	Sand Dressed	92 x 55	Leyland & Chorley HC
220	Holy Cross High School	Chorley	1	Yes	Sand Filled	92 x 55	-
229	Parklands High School	Chorley	1	Yes	Sand Dressed	92 x 55	-
8	Broughton Business Enterprise College & High School	Preston	1	No	Sand Filled	92 x 55	-
59	Preston Sports Arena (UCLAN)	Preston	2	Yes	Sand Dressed	92 x 55	UCLAN HC
					Sand Filled	92 x 55	Fulwood HC Garstang HC
60	Preston Sports Club	Preston	1	Yes	Sand Filled	92 x 55	Preston HC
151	St Mary's Catholic High School & College	South Ribble	1	Yes	Sand Dressed	92 x 55	-
161	Walton-Le-Dale Arts College and High School	South Ribble	1	Yes	Sand Dressed	92 x 55	Leyland & Chorley HC
274	Longridge High School	Outside	1	Yes	Sand Filled	92 x 55	Longridge HC

Table 7.3: Hockey suitable smaller sized AGPs by location

Site ID	Site	Local authority	Number of AGPs	Available for community use?	Floodlit?	Surface	Dimensions (metres)
232	Southlands High School	Chorley	1	Yes	Yes	Sand Dressed	62 x 32
24	Grange Primary School	Preston	1	Yes	Yes	Sand Dressed	35 x 25
59	Preston Sports Arena (UCLAN)	Preston	6	Yes	Yes	Sand Filled	36 x 18
			1	Yes	Yes	Sand Filled	50 x 28
71	St Teresa's Catholic Primary School	Preston	1	Yes	Yes	Sand Dressed	70 x 38



# CENTRAL LANCASHIRE PLAYING PITCH STRATEGY ASSESSMENT REPORT

## Quality

There are three full sized hockey suitable AGPs rated as good quality, two in Preston (Preston Sports Arena) and one in South Ribble (Walton-Le-Dale Arts College and High School); three standard quality, one in each local authority; and three as poor quality, one in Preston (Preston Sports Club) and two in Chorley (Parklands High School and Buckshaw Village Community Association); three as good quality. The pitch at Longridge High School (outside) is rated as standard quality.

Table 7.4: Summary of full size hockey AGP quality in Central Lancashire

Site ID	Site	Local authority	Number of AGPs	Surface	Quality	Year built (refurbished)
184	Buckshaw Village Community Association	Chorley	1	Sand Dressed	Poor	2005
220	Holy Cross High School	Chorley	1	Sand Filled	Standard	2006
229	Parklands High School	Chorley	1	Sand Dressed	Poor	2014
8	Broughton Business Enterprise College & High School	Preston	1	Sand Filled	Standard	2015
59	Preston Sports Arena (UCLAN)	Preston	2	Sand Dressed	Good	2000 (2010)
				Sand Filled	Good	2000 (2010)
60	Preston Sports Club	Preston	1	Sand Filled	Poor	1993 (2010)
151	St Mary's Catholic High School & College	South Ribble	1	Sand Dressed	Standard	1996 (2015)
161	Walton-Le-Dale Arts College and High School	South Ribble	1	Sand Dressed	Good	2016
274	Longridge High School	Outside	1	Sand Filled	Standard	1994 (2009)

It is considered that the carpet of an AGP usually lasts for approximately 10 years (depending on levels of use), though its lifespan can be prolonged in some cases where maintenance is of particularly high quality and rigor.

As shown in the table above, the AGPs at pitches at Holy Cross High School and Buckshaw Village Community Association (both Chorley) have either exceeded or are close to exceeding the recommended surface lifespan; whilst the same is also true of the poor quality pitch at Preston Sports Club. Their age accompanied with heavy usage and limited maintenance has meant the surfaces are of poor or standard quality.

The pitch at Parklands High School (Chorley) was installed four years ago (2014), but reportedly has issues with parts of the carpet pulling up, resulting in an uneven surface. Given its age, the pitch should not be in its current condition, provided it was installed correctly and has been subject to an adequate level of maintenance. The School notes that curriculum use of the pitch is strictly limited to hockey due to the quality of the surface.

# CENTRAL LANCASHIRE PLAYING PITCH STRATEGY ASSESSMENT REPORT

---

The standard quality pitch at Holy Cross high School is beyond its recommended lifespan, but lower levels of demand, coupled with consistent maintenance suggests that the pitch quality has not significantly declined. Considering this the surface should continue to be monitored to ensure that resurfacing takes place if the quality decreases.

The three good AGPs in Central Lancashire are all within the recommended lifespans. Despite both pitches at Preston Sports Arena having just two years remaining on respective lifespans, the good quality of maintenance undertaken has sustained pitch quality to a good level.

The AGP at Longridge High School (outside) is nearing the end of its recommended lifespan; and should be resurfaced upon its expiration to ensure that the quality does not decline to provide Longridge HC an acceptable quality of surface to continue to be based at the site. The School notes that no sinking funds are in place for the future resurfacing of the pitch.

All pitches should have sinking funds in place, garnered through lets, to adequately fund future resurfacing or refurbishment needs.

## ***Ownership/management***

The AGP at Preston Sports Club is leased by the over-arching sports club, of which, Preston HC is an enduring member, from Preston City Council. The agreement has 99 years remaining therefore the Clubs is considered to have security of tenure. Preston HC highlights the significant level of vandalism at the site and poor quality ancillary provision as reasons why the Club aspires to relocate to a new purpose-built facility. The Club notes that the cost of repairing damage caused through vandalism is placing a strain on the finances available to help the Club develop.

Buckshaw Village Community Association is owned and managed by a community organisation, with lets available on both an annual and a match-by-match basis. Leyland & Chorley HC is based at the site, renting annually. The terms of this agreement are such that the Club is not considered to have security of tenure. However, the Club considers itself to be based at Fox Lane Sports Club (South Ribble); noting that it accesses the pitch in Chorley due to a lack of affordable, available provision closer to this site. An alternative venue, closer to Fox Lane Sports Club is preferred by the Club as it would then promote a greater link between the teams representing the Club, as a clubhouse and social space would be more accessible for post-match activity.

Leyland & Chorley HC also rents the sand based AGP at Walton-le-Dale High School (South Ribble) for midweek training demand, specifically on Wednesday; as well as for some match demand on Saturdays.

For the 2017/18 season, Preston Sports Arena (UCLAN) is rented by both Garstang HC and Fulwood HC for match and training demand. The short term nature of the agreement means that neither club is considered to have security of tenure at the site; whilst university hockey teams are considered to have security of tenure at the site given that the University owns the pitches.

Garstang HC reports that it is scheduled to return to Garstang village (Wyre), specifically to Garstang Community Academy, where a new full size hockey suitable AGP has been established prior to the 2018/19 season (funded by Sport England, National Hockey Foundation and match funding). It is reported that the pitch is available for community use, with the Club having a community use agreement in place, securing tenure at the site.

# CENTRAL LANCASHIRE PLAYING PITCH STRATEGY ASSESSMENT REPORT

All other full sized hockey suitable AGPs in Central Lancashire are owned by education establishments, with management of those pitches either internal or managed by an external company.

## ***Ancillary provision***

Fulwood HC and Garstang HC both rent AGPs at Preston Sports Arena, although there is a lack of social space available, it is not considered an issue with a café on-site able to accommodate teams for post-match refreshments. Changing provision at the site is rated as good quality, with sufficient changing space available for both full size hockey suitable AGPs to be used concurrently.

As mentioned earlier, Leyland & Chorley HC considers itself to be based at Fox Lane Sports Club (South Ribble), despite accessing pitch provision at Buckshaw Village Community Association (Chorley) and Walton-Le-Dale Arts College and High School (South Ribble). The Club is a longstanding member of Fox Lane Sports Club, which continues to provide a suitable social space to host post-match activity. It should be noted that changing provision at Buckshaw Village Community Association is considered adequate by the Club, although some refurbishment to the interior is required.

Ancillary provision at Preston Sports Club is poor quality. The clubhouse facility is dated and requires significant refurbishment or redevelopment. Frequent vandalism of the site has adversely impacted its quality, with funds continually being spent to repair damage to the site. Preston Sports Club, as a whole, would prefer to relocate to a new, dedicated, venue from which the respective sports clubs could grow.

## **7.3: Demand**

There are six community hockey clubs servicing demand from Central Lancashire. Two clubs are based just outside the Study Area, Longridge HC and Fylde HC, but are considered to provide opportunities for participation to Preston residents, given the clubs' proximity to the Study Area. In addition, UCLAN also supplies four senior hockey teams, two men's and two women's.

Three clubs are based in Preston (Fulwood HC, Garstang HC and Preston HC); and one based in both Chorley and South Ribble (Leyland & Chorley HC).

*Table 7.5: Summary of teams servicing Central Lancashire demand*

<b>Name of club</b>	<b>Local authority</b>	<b>Men's</b>	<b>Women's</b>	<b>Mixed</b>	<b>Juniors</b>	<b>Members</b>
Leyland & Chorley HC	Chorley	3	4	-	1	160
Fulwood HC	Preston	-	1	-	-	17
Garstang HC	Preston	-	4	-	2	147
Preston HC	Preston	6	2	-	2	320
UCLAN HC	Preston	2	2	-	-	70
Fylde HC	Outside	2	4		3	194
Longridge HC	Outside	-	3	-	-	95
<b>Totals</b>		<b>13</b>	<b>20</b>		<b>8</b>	<b>1,003</b>

# CENTRAL LANCASHIRE PLAYING PITCH STRATEGY ASSESSMENT REPORT

There is a total of 554 members playing hockey in Preston across the four clubs and 160 members playing in Chorley and South Ribble (combined) all based at one club.

There is one relatively smaller club servicing some Central Lancashire demand; Fulwood HC has one senior women's team.

Garstang HC reports that there has been a continual increase in membership, which will continue once it has its own dedicated home site at Garstang Community Academy (Wyre).

*Table 7.6: Club membership (2017/18 affiliation data)*

Club	Current adult membership	Current junior membership
Leyland & Chorley HC	110	50
Fulwood HC	14	3
Garstang HC	75	72
Preston HC	260	60
UCLAN HC <sup>23</sup>	70	-
Fylde HC	103	91
Longridge HC	50	45
<b>Total</b>	<b>682</b>	<b>321</b>

Across the clubs servicing Central Lancashire demand, there is a total of 682 adults and 321 juniors playing hockey.

## ***EH Player Pathway***

The Player Pathway (PP) is the junior talent development pathway. It encompasses the whole of the hockey landscape which includes club and school activity as well as the PP Development Centres (DCs). The purpose of the PP is to provide development opportunities for young people, which is fair, equitable and consistent. It is to ensure that a suitable level of coaching and competition is offered for people at the appropriate stage of their development and to maximise the chance they have of fulfilling their potential whether that potential is as a club or International player, coach or official. The PP can be accessed by playing at school, a local club or attending one of the local centres. There is one entry point into the PP centres which is at DC level. The first time a player accesses the player pathway they must enter at DC level.

### *Development Centres (DCs) and Academy Centres (ACs)*

DCs and ACs are local training centres for the U13 to U17 age groups. DCs are open to any hockey player who has been nominated by their club, school or coach, with ACs open to any player who has been nominated by a DC coach. After attending a DC, an AC is the next step on the player pathway. Included in the DCs/ACs are Goalkeeper (GK) Academies, which provide specific coaching sessions for goalkeepers. The nearest to Central Lancashire is the Lancashire North DC, AC and GK Academy will be based at various venues in Lancashire including Stoneyhurst College (Ribble Valley) and AKS (Fylde).

<sup>23</sup> Data regarding UCLAN HC membership is not available, therefore it is assumed that the number of members will remain static.

# CENTRAL LANCASHIRE PLAYING PITCH STRATEGY ASSESSMENT REPORT

---

## *Performance Centre (PC)*

A PC is a training centre for the U15 and U17 age groups. There are only 14 PCs across England, with the closest now based at Mill Farm Sports Village (Fylde).

## ***Displaced demand***

Displaced or exported demand refers to Central Lancashire registered teams that are currently accessing pitches outside of the local authority for home fixtures, normally because their pitch requirements cannot be met. This is usually because of pitch supply, in some cases quality issues or stipulated league requirements for access to certain facilities. In the same manner, imported demand refers to that displaced from other local authorities into Central Lancashire based on the same reasoning.

Preston HC displaces one team on a Saturday to Kirkham Grammar School (Fylde) when required, due to a lack of adequate provision locally.

Although Longridge HC is located outside of the study, none of the teams are considered to be displaced given both its permanence at its current home site and historical location of being outside of Central Lancashire. Therefore, no additional to demand to that mentioned by Preston HC is considered displaced.

Once Garstang HC relocates to Wyre Local Authority, any demand which continues to access provision at Preston Sports Arena (UCLAN) will be considered displaced from Wyre; as its primary home venue will be Garstang Community Academy (Wyre).

Please note that Fylde HC did previously displace demand into Preston but has now relocated to Fylde to play on the new AGP at Mill Farm Sports Complex.

## ***Latent demand***

Latent demand is demand that evidence suggests may be generated from the current population should they have access to more or better provision. No clubs explicitly identified any latent demand in the Central Lancashire.

## ***Future demand***

Growing participation is the number one aim within EH's strategic plan and key drivers include working with clubs, universities and schools, regional and local leagues, developing opportunities for over 40s and delivering a quality programme of competition. Growth in participation will not only come from the traditional 11 aside game but from the informal, recreational ways to play hockey such as small sided hockey, which can be played at any time during the week or at weekends.

EH applies a growth rate to current affiliated membership numbers to determine anticipated increases in future demand. The predicted growth rate for Central Lancashire is 2.5% and the table overleaf shows anticipated future growth at each club.

# CENTRAL LANCASHIRE PLAYING PITCH STRATEGY ASSESSMENT REPORT

Table 7.7: Predicted future club based membership growth (2017/18 affiliation data)

Club	Current adult membership	Future adult members	Current junior membership	Future junior members	Total future membership
Leyland & Chorley HC	110	113	50	51	164
Fulwood HC	14	14	3	3	17
Garstang HC	75	77	72	74	151
Preston HC	260	267	60	62	329
UCLAN HC <sup>24</sup>	70	72	-	-	72
Fylde HC	103	106	91	93	199
Longridge HC	50	51	45	46	97
<b>Total</b>	<b>682</b>	<b>700</b>	<b>321</b>	<b>329</b>	<b>1,029</b>

Across the seven clubs accommodating Central Lancashire demand, there are a total of 682 adults playing hockey. With the anticipated growth rate applied, there is a likely increase of 18 adults in the future. Further to this, there are a total of 321 juniors playing hockey which when the growth rate is applied will likely increase by eight juniors. The predicted growth for Central Lancashire amounts to a total 26 new members Area-wide.

England Hockey's aim over the next ten years is to double participation nationally. Nationally, since 2012, hockey has seen a 75% increase in juniors taking up the sport within the club environment. This increase is expected to continue across all age groups in the future, especially given the success of Great Britain's women's team in the 2016 Rio Olympics and the anticipated legacy impact.

Though there remains a desire from EH to increase participation within the club/league based game, not all future demand may be realised entirely as new formalised teams playing at peak time. Some clubs may decide to offer pay and play opportunities to participants or offer small sided formats such in a bid to increase participation and club memberships by providing a different hockey offer.

Increased demand from new participants will lead to a requirement for increased capacity on available AGPs at peak time, but also midweek and on Sundays to deliver other formats of hockey activity. At present, it is not necessarily clear as to what format this may take or when it is likely to take place, however, it is clear that there will be a requirement for access to increased capacity on AGPs across the three local authorities. This should be considered when assessing demand for AGPs in the future, as not only will they be needed for peak match play times and midweek training to accommodate increased participation within the formalised hockey environment, but also throughout the week and at non-peak times to offer wider opportunities for play.

<sup>24</sup> Data regarding UCLAN HC membership is not available, therefore it is assumed that the number of members will remain static.

## CENTRAL LANCASHIRE PLAYING PITCH STRATEGY ASSESSMENT REPORT

---

### *Club aspirations*

Clubs report varying levels of demand that it hopes to create by attracting new members to each club. Garstang HC plans to establish men's and junior boys' teams as part of its relocation to Garstang Community Academy (Wyre). The creation of these teams is part of being granted funding by the National Hockey Foundation, making the sport accessible to all. The Club acknowledges that the future total of teams may mean that the Club still has to access provision at UCLAN to accommodate senior teams.

Preston HC aspires to establish additional men's and women's teams (one of each); as well as creating another mixed junior squad. All teams will either play at Preston Sports Club or Kirkham Grammar School (Fylde) depending on match times.

Leyland & Chorley HC plans to increase the number of sessions that it provides, as well as strengthening links with schools in the Area. Following on from these it hopes to create two additional senior women's teams, one junior boys' team and a junior girls' team. The Club will consider playing locations for these teams depending on which sites are available.

Longridge HC does not report ambitions to increase the number of teams representing the Club.

## CENTRAL LANCASHIRE PLAYING PITCH STRATEGY ASSESSMENT REPORT

### Availability and usage

Sport England's Facilities Planning Model (FPM) applies an overall peak period for AGPs of 34 hours per week (Monday to Thursday 17:00-21:00; Friday 17:00-19:00; Saturday and Sunday 09:00-17:00). Using this calculation, five of the full sized AGPs servicing Central Lancashire demand have full availability within the peak period, with those located at Holy Cross School (31.5 hours), St Mary's Catholic High School & College (29 hours) and Walton-Le-Dale Arts College and High School (29 hours) not available for the full number of hours within the peak period.

The table below shows the availability of all full sized hockey suitable AGP provision and a summary of use at each. The pitch at Broughton Business Enterprise College and High School has not been included as it is not available for any community use.

Table 7.8: Usage of hockey suitable AGPs (available for community use)

Site ID	Site	Local authority	Number of AGPs	Floodlit	Community use hours in the peak period (per AGP)	Clubs/groups using the pitch (teams)	Midweek/training capacity	Match capacity	Comments
184	Buckshaw Village Community Association	Chorley	1	Yes	Weekdays: 18 hours Weekend: 16 hours Total: 34 hours	Leyland & Chorley HC (5)	Chorley & Leyland HC access the site on Thursdays for goalkeeper training, whilst junior training takes place on the site on Sundays. Various football teams utilise the pitches for training demand midweek.	Four of Leyland & Chorley HC's senior teams utilise the pitch for match demand on Saturdays.  As mentioned, the Club's junior demand have a match slot on Sunday which is for training.  It should be noted that senior men's and women's hockey leagues do not allow official fixtures to commence before midday on Saturdays, reducing capacity available at weekends.	There is capacity for match demand from an additional four teams on a Saturday; whilst there is capacity for seven teams on a Sunday, given the use of the pitch to accommodate junior training. Training capacity is available for increased access by the Club. However, given the poor quality of the surface, any capacity for additional demand is discounted until the pitch is resurfaced.
20	Holy Cross High School	Chorley	1	Yes	Weekdays: 15.5 hours Weekend: 16 hours Total: 31.5 hours	-	No recorded midweek use for community hockey, only for football team training.	Not currently used by hockey clubs for competitive matches.	The pitch is considered to have spare capacity to accommodate demand for midweek hockey use amongst existing football bookings throughout the week; and all day Saturday and Sunday.
229	Parklands High School	Chorley	1	Yes	Weekdays: 18 hours Weekend: 16 hours Total: 34 hours	-	The pitch receives minimal hockey use of any type given its poor condition. It is considered unusable for hockey therefore no hockey clubs are based at the site and no midweek training demand is accommodated.	No hockey match demand is accommodated on site despite its availability. It is considered unusable for hockey therefore no hockey clubs are based at the site and no match demand is accommodated.	However, given the poor quality of the surface, any capacity for additional demand is discounted until the pitch is resurfaced.



**CENTRAL LANCASHIRE PLAYING PITCH STRATEGY  
ASSESSMENT REPORT**

Site ID	Site	Local authority	Number of AGPs	Floodlit	Community use hours in the peak period (per AGP)	Clubs/groups using the pitch (teams)	Midweek/training capacity	Match capacity	Comments
59	Preston Sports Arena (UCLAN)	Preston	2	Yes	Weekdays: 18 hours Weekend: 16 hours Total: 34 hours	UCLAN HC (4) Fulwood HC (1) Garstang HC (6)	The pitches are used by three clubs, providing 11 teams, for midweek training demand. UCLAN HC teams use the pitches for training on Monday evenings for two hours, whilst Garstang HC has a booking for two hours on Thursday evenings. Fulwood HC access a pitch for 1.5 hours per week for training demand. Various football teams utilise the pitches for training demand midweek.	UCLAN HC match demand is accommodated outside of the peak period. Garstang HC has a block booking for two match slots on Saturday afternoons (12pm-3pm) with the Club's four senior teams accommodated at these times. The Club's junior demand is accommodated on Sunday. Fulwood HC has a block booking on Saturday for one match session per week. It should be noted that senior men's and women's hockey leagues do not allow official fixtures to commence before midday on Saturdays, reducing capacity available at weekends.	There is capacity on site to accommodate increased match demand on both Saturday and Sunday. Eleven additional senior teams could be accommodated on Saturdays. There is also some demand available midweek for additional training demand, however, this is impacted by football use of both pitches. When Garstang HC relocates to Wyre capacity on site will increase.
60	Preston Sports Club	Preston	1	Yes	Weekdays: 18 hours Weekend: 16 hours Total: 34 hours	Preston HC (10)	All Preston HC training is accommodated on site. The pitch is also hired by individual groups or clubs for football sessions. Various football teams utilise the pitches for training demand midweek.	The majority of Preston HC match demand takes place on the pitch on Saturday, with junior play on Sunday. On occasion some senior match demand is displaced to Kirkham Grammar School when all senior teams have home fixtures. It should be noted that senior men's and women's hockey leagues do not allow official fixtures to commence before midday on Saturdays, reducing capacity available at weekends.	There is no capacity for additional senior play on Saturday but could be accommodated on Sunday. However, given the poor quality of the surface, any capacity for additional demand is discounted until the pitch is resurfaced.
151	St Mary's Catholic High School & College	South Ribble	1	Yes	Weekdays: 13 hours Weekend: 16 hours Total: 29 hours	-	No hockey demand is accommodated on the pitch, outside of curricular and extra-curricular activity.	No hockey demand is accommodated on the pitch, outside of curricular and extra-curricular activity.	The pitch is considered to have spare capacity to accommodate demand for midweek hockey use amongst existing football bookings throughout the week; and all day Saturday and Sunday.
161	Walton-Le-Dale Arts College and High School	South Ribble	1	Yes	Weekdays: 13 hours Weekend: 16 hours Total: 29 hours	Leyland & Chorley HC (3)	Training demand from Leyland & Chorley HC is accommodated on the site; with additional use by local football teams for training. Various football teams utilise the pitches for training demand midweek.	Three of Leyland & Chorley HC's senior team access the pitch for match demand on Saturdays. No match demand takes place on site on Sundays. It should be noted that senior men's and women's hockey leagues do not allow official fixtures to commence before midday on Saturdays, reducing capacity available at weekends.	The pitch is considered to have spare capacity to accommodate demand for midweek hockey use amongst existing football bookings throughout the week. There is capacity for match demand of five additional teams on a Saturday and eight teams on a Sunday.

# CENTRAL LANCASHIRE PLAYING PITCH ASSESSMENT

---

## ***Peak time demand***

Most men's and women's hockey teams currently play matches on a Saturday therefore this is considered to be the peak time for use of AGPs for competitive play. The only teams that do not play at peak time are UCLAN HC teams and junior teams. Peak time for training demand is midweek, with all teams training midweek evenings. Some junior teams, namely those from Leyland & Chorley HC train on Sundays, which reduces the amount of capacity available to accommodate match demand.

## **7.4: Supply and demand analysis**

Of the eight AGPs suitable for hockey in Central Lancashire that are available for community use, seven are considered to have some capacity for additional use at weekends; however, spare capacity at Buckshaw Village Community Association (Chorley) and Parklands High School (Chorley) should be discounted due to the poor quality of the surfaces.

South Ribble is considered to have the largest amount of spare capacity available for additional demand on Saturdays, given that one full size, hockey suitable AGP is completely unused by hockey teams at present (St Mary's Catholic High School & College); and Walton-le-Dale Arts College and High School accommodates match demand for three teams on a Saturday. Capacity in South Ribble could accommodate match demand for 13 additional senior teams on Saturdays, playing on a home and away basis.

Chorley has capacity for eight senior teams on Saturdays given that Holy Cross High School is unused by hockey teams at this time. This capacity would increase by 12 teams if the current poor quality pitches were suitably resurfaced; with capacity for four additional teams at Buckshaw Village Community Association and eight teams at Parklands High School.

Spare capacity in Preston is only available at Preston Sports Arena (UCLAN), with capacity for 11 additional senior teams to play at the peak time. Even if the pitch at Preston Sports Club was resurfaced and no longer considered poor quality, there is no capacity at the site to accommodate additional play during the peak period.

For junior hockey, there is less need for access to pitches as there are fewer teams and matches are played on Sundays. Present junior demand is appropriately accommodated on Sundays.

## ***Conclusions***

The current supply of hockey suitable AGPs is considered sufficient to accommodate the current level of hockey demand both at peak time, with an ability to meet current and future midweek (including for training) requirements across Central Lancashire.

There is a need to address the quality of a number of surfaces in the study area, two in Chorley and one in Preston, with two of these three poor quality pitches hosting community hockey club demand for both training and matches. Preston Sports Club is poor quality and accommodates the majority of demand from Preston HC; whilst Buckshaw Village Community Association accommodates both match and training demand of Leyland & Chorley HC and is also poor quality.

The quality of the surface at Parklands High School, which is only four years old but has started to raise and has uneven lines also requires attention.

## CENTRAL LANCASHIRE PLAYING PITCH ASSESSMENT

---

The relocation of Garstang HC reduces demand in Preston, which could be used to accommodate Preston HC's aspirations to create additional teams; or to accommodate the Club whilst its pitch at Preston Sports Club is resurfaced.

Leyland & Chorley HC's desire to move to a site closer to the Club's social space at Fox Lane Sports Club (South Ribble) could be accommodated at either of the vacant school sites in the Borough, provided that pitches are of a good quality.

Access to appropriate ancillary provision is generally not a concern for clubs in Central Lancashire, although Preston HC's issues at Preston Sports Club, in relation to vandalism and a desire to relocate should be considered to ensure that hockey continues to develop in the City. Although accessing Preston Sports Arena would be possible for some demand in the short-term, the Club would prefer to be located at a dedicated sports club site, from which it could operate.

### ***Conversion from hockey suitable AGP surface types***

As the current stock of hockey suitable AGPs require protecting for hockey demand, meaning conversion to 3G is not a viable option unless replacement provision is provided.

Since the introduction of 3G pitches and given their popularity for football, providers have seen this as a way to replace a worn sand or water based carpet and generate increased revenue from hiring out a 3G pitch to football and rugby clubs and commercial football providers. This has often come at the expense of hockey, with players now travelling further distances to gain access to a suitable pitch and many teams consequently displaced from their preferred local authority.

Due to its impact on hockey, it is appropriate to ensure that sufficient sand based AGPs are retained for the playing development of hockey. To that end, a change of surface will require planning permission as the works constitute development, and the applicants will need to show that there is sufficient provision available for hockey in the locality. Advice from Sport England and EH should therefore be sought prior to any planning application being submitted.

## CENTRAL LANCASHIRE PLAYING PITCH ASSESSMENT

---

### Hockey summary -

- ◀ **The current supply of hockey suitable AGPs is considered sufficient to accommodate the current level of hockey demand at peak time for both match and training demand. There is also considered sufficient supply to accommodate future demand levels.**
- ◀ **There is a need to address the quality of a number of surfaces in the study area, two in Chorley and one in Preston, with two of these three poor quality pitches hosting community hockey club demand for both training and matches.**
- ◀ There are currently nine full sized hockey suitable AGPs located in Central Lancashire, eight of which, are floodlit and available for community use. The pitch at Broughton Business Enterprise College & High School is neither floodlit nor available for community use.
- ◀ Three of the full size, hockey suitable AGPs available are located in Chorley; three are in Preston; and two are in South Ribble.
- ◀ Additionally, there are ten smaller sized hockey suitable AGPs. Of which, one is of suitable size to potentially accommodate senior (and junior) hockey training but not competitive matches.
- ◀ Three full sized hockey suitable AGPs are rated as poor quality, three as good and three as standard quality. Of particular note is the poor quality pitch at Parklands High School which is only four years old but is rated as poor quality.
- ◀ Pitches at Holy Cross High School and Buckshaw Village Community Association (both Chorley) have either exceeded or are close to exceeding the recommended surface lifespan; whilst the same is also true of the poor quality pitch at Preston Sports Club (Preston).
- ◀ Clubs located at education sites, excluding UCLAN HC teams, are not considered to have security of tenure. Preston HC is the only Central Lancashire based club that has security of tenure at its home venue, with a 99 year lease agreement with Preston City Council in place.
- ◀ There are six community hockey clubs servicing demand from Central Lancashire. Two clubs are based just outside the Study Area, Longridge HC and Fylde HC, but are considered to accommodate demand from Preston.
- ◀ There is a total of 554 members playing hockey in Preston across the five clubs and 160 members playing in Chorley and South Ribble (combined) all based at one club.
- ◀ There are four senior hockey teams, two men's and two women's, supplied by UCLAN. These teams are for the University's student population only and are therefore not considered community teams.
- ◀ Four of the six community hockey clubs servicing Central Lancashire population report plans to grow existing demand; whilst Garstang HC note that membership numbers will increase following relocation.

# CENTRAL LANCASHIRE PLAYING PITCH ASSESSMENT

## PART 8: GOLF

### 8.1: Introduction

Golf is the fifth largest participation sport in England, with around 650,000 members belonging to one of 1900 affiliated clubs and a further two million people playing independently outside of club membership. Nationally, it is governed by England Golf. The role of the NGB includes providing competitions for all ages and abilities, identifying and developing the most talented golfers, maintaining a uniform system of handicapping, administering and applying the rules and introducing new golfers via its initiative 'get into golf'.

As of March 2017, England Golf solely oversees the Whole Sport Plan and receive golf's National Lottery grant under Sport England's strategy. England Golf's Whole Sport Plan identifies how England will achieve its vision of becoming 'the leading golf nation in the world by 2020' from grass roots through to elite level.

Since 2004, participation in golf and club membership has been in decline, with only recent signs showing that the reduction may be levelling off.

#### **Consultation**

There are 11 golf clubs in Central Lancashire; six in Chorley, three in Preston and two in South Ribble. Of these, Fishwick Hall Golf Club (Preston) and Penwortham Golf Club (South Ribble) responded to consultation requests. For those unresponsive clubs all information was gathered via England Golf and through site assessments, as well as online research.

### 8.2: Supply

There are 15 golf facilities in Central Lancashire, two of which do not have golf courses, but do provide driving range facilities.

*Table 8.1: Golf facilities in Central Lancashire by local authority*

<b>Chorley</b>	<b>Preston</b>	<b>South Ribble</b>
Chorley Golf Club	Ashton & Lea Golf Club	Bluebird Golf Centre
Euxton Park Golf Centre*	Fishwick Hall Golf Club	Leyland Golf Club
Duxbury Park Golf Club	Goosnargh Golf	Penwortham Golf Club
Highfield Golf Course	Preston Golf Club	Whitesake Driving Range*
Oak Royal Golf and Country Club		
Shaw Hill Golf Club		
Yarrow Valley Golf Course		

*\*Indicates no golf course is available at the site, although other golfing facilities are provided.*

#### **Disused supply**

Preston North End FC has recently secured planning permission to develop a new training ground and 450 houses on the site of the lapsed Ingol Golf Course. Although planning permission has been obtained a start date for development has not yet been verified. The site previously provided an 18-hole course available for both club members, as well as for pay-and-play.

## CENTRAL LANCASHIRE PLAYING PITCH ASSESSMENT

---

It is also reported by Golf England that Fulwood Driving Range and Golf Academy has closed. The site was previously home to a 20-bay driving range and short game area, with golf coaching available. The facility was closed in 2011, following the end of a lease agreement for the site.

### ***Management***

Management of golf courses in Central Lancashire varies, with the majority (six courses) privately owned and maintained by the individual clubs. Five courses are owned by the Club's members, two each in Preston (Fishwick Hall Golf Club and Preston Golf Club) and South Ribble (Leyland Golf Club and Penwortham Golf Club); and one in Chorley (Chorley Golf Club) there are no member owned golf courses in Chorley.

Chorley does, however, have the only municipal golf course (Duxbury Park Golf Club). The Local Authority also has Central Lancashire's two golf courses that have hotel facilities attached (Shaw Hill Golf Club and Oak Royal Golf and Country Club).

### ***Course facilities***

Five of the courses in Central Lancashire provide nine-hole golf courses; with the remaining seven courses having 18-holes.

Ashton and Lea Golf Club provides an 18-hole course and practice facility. The Club has begun work on developing its outdoor practice area so that it can be used throughout the year.

Chorley Golf Club has an 18-hole course and practice area for both visitors and members. It is understood that Club is always seeking to improve its facilities, including the course, to support a growing membership.

The one municipal golf course in Central Lancashire (Duxbury Park Golf Club, Chorley) provides an 18-hole, par 3, course, along with putting and chipping areas. The course is considered suitable for beginners and is popular for those seeking to pay and play.

Fishwick Hall Golf Club has an 18-hole course and practice area, owned by its members. Due to the course's proximity to the River Ribble there have been issues with flood damage, costing the Club significant funds to repair the facilities.

Leyland Golf Club is one of the more modern sites in Central Lancashire. In addition to providing an 18-hole golf course, there are also outdoor practice facilities, a driving range and an indoor swing room. Given the variety of facilities available, the Club now offers practice area memberships in addition to full club membership options. There are plans to develop a cover for the outdoor practice facility, enabling year round use.

Penwortham Golf Club provides an 18-hole course alongside a separate chipping and putting practice area. Shaw Hill Golf Club also provides these, along with hotel, conferencing and leisure facilities.

Preston Golf Club offers similar facilities to Leyland Golf Club, providing an 18-hole course, driving range, indoor swing room and outdoor practice area. The Club has held numerous England Golf Championship events in the past and is continually seeking to enhance facilities.

## CENTRAL LANCASHIRE PLAYING PITCH ASSESSMENT

Yarrow Valley Golf Course, Highfield Golf Course, Oak Royal Golf and Country Club and Bluebird Golf Centre all provide nine-hole courses, along with small practice areas. Bluebird Gold Centre also provides a 23 bay driving range facility; with plans to develop a Crazy Golf facility to appeal to younger participants.

Table 8.2: Summary of golf courses in Central Lancashire

Course name	Local authority	Holes	Par	Yardage <sup>25</sup>		
Chorley Golf Club	Chorley	18	71	6269	6135	5644
Duxbury Park Golf Club	Chorley	18	71	6390	6132	5585
Highfield Golf Course	Chorley	9	30	-	1598	-
Oak Royal Golf & Country Club	Chorley	9	36	3023	2935	2607
Shaw Hill Golf Club	Chorley	18	72	6283	5965	5417
Yarrow Valley Golf Course	Chorley	9	28	-	1551	1435
Ashton & Lea Golf Club	Preston	18	71	6302	6130	6094
Fishwick Hall Golf Club	Preston	18	70	6084	5857	5297
Goosnargh Golf	Preston	9	35	-	2719	2609
Preston Golf Club	Preston	18	71	6278	5973	5372
Bluebird Golf Centre	South Ribble	9	27			
Leyland Golf Club	South Ribble	18	70	6276	5979	5490
Penwortham Golf Club	South Ribble	18	69	-	5687	-

### **Ancillary facilities**

Golf clubs need multiple revenue sources to operate effectively and the provision of a clubhouse can often be key for golf clubs as it can provide an income stream, not only from members but also through hiring the venue out for occasions (e.g. wedding receptions).

Ancillary provision at all clubs is considered adequate, with the majority of clubs utilising existing clubhouse and social space to generate income which can be used to improve both the course and ancillary facilities.

### **Membership and costs**

Nationally, many clubs have begun to alter their pricing structure to allow for discounted rates following a decline in golf participation, with England Golf determining that clubs are more likely to experience growth with flexible membership packages. For instance, some now offer a five day membership (whereby members can access the course on specific days but not during a weekend), whilst others provide discounts that are no longer limited to junior players (e.g. discounts for those aged 18-21). Previously, many clubs throughout the country had a waiting list for membership but that is rarely the case in the present day.

In Central Lancashire, all courses offer memberships and/or pay and play green fees. That being said, Goosnargh Golf, Bluebird Golf Centre, Yarrow Valley Golf Course and Highfield Golf Course only offer pay and play options.

<sup>25</sup> White denotes Championship tees, yellow denotes men's tees and red denotes ladies' tees.

## CENTRAL LANCASHIRE PLAYING PITCH ASSESSMENT

Table 8.3: Summary of costs in Central Lancashire

Club name	Cost summary
Chorley Golf Club	<p>A full seven day membership ranges in price from £275-£910, with five day memberships available at £650.</p> <p>Flexi packages are available entitling members to 20 rounds per year costing £350/annum. Discounts are provided for junior, military and social members.</p> <p>Pay and play is available on weekdays at a cost of £30.</p>
Duxbury Park Golf Club	<p>Memberships to the all courses managed by Glendale Golf (managers of the course) are available on a 12 or one month basis, with the price ranging from £52-£456 for a midweek membership; and form £76-£660 for a seven-day membership.</p> <p>Pay and play is available on the course with a midweek green fee between £10 and £18; and a weekend green fee between £10 and £24 depending on when tee time is.</p>
Highfield Golf Course	<p>The course is only available for pay and play costing £8 for nine holes or £12 for 18 holes.</p>
Oak Royal Golf & Country Club	<p>A adult five-day membership costs £370 per annum, with a seven-day membership at £525.</p> <p>Intermediate memberships (aged 16-21) range from £125 to £195 depending on member's age.</p> <p>Junior membership is £50 for an under 15 and £75 for 16 to 18 year olds.</p> <p>Pay and play green fees for nine holes on weekdays cost £7.50 for juniors, £9 for intermediates and £10 for adults. On weekends these prices increase to £9.50, £11 and £12.</p> <p>Pay and play green fees for 18 holes on weekdays cost £12 for juniors, £14 for intermediates and £16 for adults. On weekends these prices increase to £15, £16 and £18.</p>
Shaw Hill Golf Club	<p>Full seven day membership is £1,040; a five day membership £850; a young adult membership (23-29 years increasing by £50 per annum) is £500; a colt membership (19-22 years increasing by £25 per annum) is £350; with a junior membership costing £75.</p> <p>Summer green fees stand at £25 for weekdays and £20 at weekends.</p> <p>Winter green fees stand at £20 for weekdays and £25 at weekends.</p> <p>PlayMoreGolf: a flexible membership programme offering an online golf membership through which members accrue points enabling up to 50 rounds of golf, depending on which courses are chosen.</p>
Yarrow Valley Golf Course	<p>Predominantly available for pay and play the Course does have two membership categories. Category 1 – seven day unlimited golf £345. Category 2 – midweek unlimited golf £245.</p> <p>Pay and play for nine holes of the course costs £7 for seniors and juniors and £8 for adults.</p> <p>The price for 18 holes increases to £12 for seniors and juniors and £13 for adults.</p>
Ashton & Lea Golf Club	<p>Full 7 day member - £965, new full adult member £790, new couple member £1,530.</p> <p>Intermediates ranging from £320 (age 19-21) to £535 (age 24-29).</p> <p>Student (age 19-24) £320. First 50 junior members are subscription free for under 17s, therefore after it is £70.</p> <p>Pay and play is available and varies dependant on the day and time.</p>



## CENTRAL LANCASHIRE PLAYING PITCH ASSESSMENT

Club name	Cost summary
Fishwick Hall Golf Club	Full 7 day member - £160 to £695 depending on the category to which you apply. Juniors up to the age of 17 are free. Pay and play at the course is £20 on a weekday and £27 at weekends.
Goosnargh Golf	The course is only available for pay and play costing £8-£10 for nine holes or £12-&15 for 18 holes.
Preston Golf Club	Full members - £1295 6 day member - £1185 5 day member - £1075 Intermediate membership - £490-£1020 Junior membership (up to 18 years) - £70-£120 Senior member - £35-975 Country member - £550 Pay and play green fees range from £20 to £45 in the summer; and from £10 to £25 in the winter.
Bluebird Golf Centre	Unknown
Leyland Golf Club	7 day membership - £950 5 day membership - £850 40 round membership - £825 20 round membership - £565 Intermediate membership - £410-£830 Junior membership - £52-£126 Pay and play green fees range from £18 to £30 in the summer; and from £15 to £25 in the winter.
Penwortham Golf Club	Unknown

In addition to its golf courses, the driving ranges at Euxton Park Golf Centre, Bluebird Golf Centre, Whitesake Driving Range, Preston Golf Club and Leyland Golf Club are accessed for pay and play purposes.

### 8.3: Demand

England Golf's Club Membership Questionnaire (2016) highlights that the average number of members per golf course nationally is 460. As a breakdown, this consists of 357 adult males, 70 adult females, 28 junior boys and five junior girls.

Up until this year, a club could only affiliate if it had access to a rated course over 3000 yards, which could include a nine-hole course with two sets of tees making it a fully rated 18 hole course. England Golf affiliation is now open to short course (less than 3000 yards), driving ranges and adventure golf facilities, etc. The data from the 2018 Club Membership Questionnaire will have results from 18 hole and nine hole facilities, so will be able to provide a more representative figure; however, this information is not available at present.

In Central Lancashire, membership across the clubs varies, with Duxbury Park Golf Club and Oak Royal Golf & Country Club having 102 and 203 members, respectively; compared to Leyland Golf Club with 676 members, significantly above the national average.

## CENTRAL LANCASHIRE PLAYING PITCH ASSESSMENT

Table 8.4: Summary of demand from affiliated clubs

Club name	Membership figures		
	2015	2016	2017
Ashton & Lea Golf Club	471	472	469
Chorley Golf Club	537	591	573
Duxbury Park Golf Club	90	109	102
Fishwick Hall Golf Club	242	243	243
Leyland Golf Club	657	684	676
Oak Royal Golf & Country Club	125	110	103
Penwortham Golf Club	575	584	569
Preston Golf Club	576	609	535
Shaw Hill Golf Club	357	325	296

Despite the varying levels of membership, it must be noted that each club will have a different financial model in terms of income generation from membership versus green fees.

The breakdown of membership has been provided by England Golf.

### **Participation trends**

Nationally, the average number of members per golf club has remained relatively static at 460 in 2016 compared to 466 in 2014. A total of 30% of clubs saw an increase in membership over this time period, with these members generally playing more frequently. Not as many golfers are playing weekly, reflecting a combination of lifestyle pressures, but more golfers are playing at least once a month.

Although some clubs in Central Lancashire have seen decreases in club membership, the most noteworthy being Fishwick Hall Golf Club, overall golf participation has followed the national trend with membership at other clubs increasing annually.

The membership decrease at Fishwick Hall Golf Club is considered to be as a result of a decline in course quality; linked to flood damage in previous years. The Club continues to spend significant funds each year to improve the course quality and it is felt that this will lead to a gradual increase on current membership figures.

### **Future demand**

England Golf published the 'Raising Our Game' strategy in 2014, which defines its strategic direction up to 2017. The document highlights the need for a strategy to enhance market understanding of current golf facilities, which is identified as one of the key considerations to increasing participation. To enable this, market segmentation has been created that is specific to golf, identifying that 24% of adults in England are potential players. This is made up of 9% current players, 8% lapsed players and 7% latent players and amounts to around 9.6 million people in total.

## CENTRAL LANCASHIRE PLAYING PITCH ASSESSMENT

The research also provides nine defined profiles and clearly identified behaviours, motivations and barriers within each one. The nine segments are:

- ◀ Relaxed members
- ◀ Older traditionalists
- ◀ Younger traditionalists
- ◀ Younger fanatics
- ◀ Late enthusiasts
- ◀ Occasionals/time-pressed
- ◀ Social couples
- ◀ Casual fun

To align with this, a facility mapping tool has been created to provide a statistical data engine that identifies golfing demand within a 20-minute drive time of each facility within England using the segments above. The tool highlights the dominant profiles within each catchment area and also within access to each course. This can then be used to predict likely demand for each type of facility and can support informed marketing, development and investment decisions whilst allowing providers to adapt their offer to cater for a range of different needs.

The demand for golf within Central Lancashire by segment type is seen in the table below. The figures represent the number of people within each profile that are within a 20-minute drive time of each course. It is then averaged across the available courses to ensure no double counting.

*Table 8.5: Summary of demand in Central Lancashire by segment*

Segment no.	Segment name	Average number of people per affiliated facility (20-minute drive time)			
		Central Lancashire	Chorley	Preston	South Ribble
1	Relaxed members	14,000	14,297	13,369	14,150
2	Older traditionalists	11,966	12,170	11,464	12,161
3	Younger Traditionalists	14,139	14,506	13,436	14,223
4	Younger fanatics	12,772	12,972	12,251	13,001
5	Younger actives	13,416	13,695	12,812	13,570
6	Late enthusiasts	12,407	12,605	11,899	12,621
7	Occasional time pressed	13,767	14,083	13,119	13,893
8	Social couples	12,613	12,842	12,077	12,792
9	Casual fun	12,500	12,630	12,049	12,798

In total, an average of 117,580 people are identified as current or potential users of golf courses within Central Lancashire. This demand is relatively evenly spread across the profiles, with “younger traditionalists” generating the most demand and “older traditionalists” generating the least. This trend is reflected in each of the three local authorities, with Chorley having the highest average number of people per affiliated facility (14,506 younger traditionalists) and Preston having the fewest (11,464 older traditionalists). When compared with the North West of England, as a region, the trend in Central Lancashire reflects that of the region.

## CENTRAL LANCASHIRE PLAYING PITCH ASSESSMENT

---

The table above summarises that demand is likely to be highest in the Chorley Local Authority with 119,800 potential users of the six courses in the Area, this is to be expected as the number of course available is largest in Chorley compared to both Preston and South Ribble. Conversely, despite having four golf courses available for use, Preston Local Authority has the fewest potential users of the three authorities in Central Lancashire, 122,476.

Given that it is difficult for one facility to cater for the needs of all potential members, there is clear scope for some clubs to work more collaboratively in terms of creating pathways where appropriate. This way, all golfing profiles can be collectively catered for.

In order to increase membership and to target the golfing profiles detailed above, England Golf sets out the following key themes:

- ◀ Creating a welcoming environment
- ◀ Catering for a range of different needs
- ◀ Communicating regularly with members and visitors
- ◀ Developing facilities to broaden income streams
- ◀ Becoming part of the local community

### ***Golf Express***

In partnership with England Golf, Golf Express promotes and creates availability for people to play nine-hole golf and other short formats of the sport. The nine-hole round is an offering to people who want to play the sport but do not have enough time to complete the traditional 18-hole round. A nine-hole round can be completed in half the time (estimated two hours) and is compatible with the rules of golf and the handicap system. It was introduced in 2015 as a way of increasing membership and participation in the sport. None of the golf courses in Central Lancashire provide Golf Express to potential members, however, several the 18-hole courses do offer rounds of nine holes as options.

### ***Footgolf***

Footgolf is a relatively new activity that is played on a golf course using a football. The object of the game is to get the ball into the hole using only your feet in the fewest number of shots possible. It is governed by the UK Footgolf Association.

Nationally, there are currently 160 recognised golf courses that incorporate Footgolf, with many clubs recognising it as a chance to provide an income stream that can provide sustainability at a time when participation in the traditional game has decreased. Central Lancashire provides two Footgolf courses; one at Preston Goosnargh Golf Course (Preston); and another at Euxton Park Golf Centre (Chorley).

Preston Goosnargh Footgolf course offers a UK Footgolf affiliated nine-hole, par 37, course measuring 1,333 yards. The course is available from 9am until dusk every day, with the price of a round ranging from £5-10 depending on the participant's category.

Euxton Park Golf Centre offers a longer, par 40, affiliated 12-hole course. The course is available on weekdays from 9.30am and weekends from 9am, cost adults £6 per round and U16s £4.

# CENTRAL LANCASHIRE PLAYING PITCH ASSESSMENT

---

## ***Get into Golf***

Get into Golf is a national campaign, delivered locally, to inspire people to take up golf. The campaign is run by England Golf and is provided by local golf facilities and PGA professionals. Its purpose is to create awareness for the sport and opportunities for beginners by providing support and low-cost activities including:

- ◀ Taster sessions
- ◀ Beginner courses
- ◀ Learn golf in a day
- ◀ Improvers courses

None of the clubs or courses in Central Lancashire participate in the national campaign.

## **8.4: Supply and demand analysis**

There is significant demand for golf within Central Lancashire and the demand cuts across all nine golfing profiles as set out by England Golf. This is met with a good range of facilities that includes traditional 18-hole courses, shorter 9-hole courses and driving ranges that can be accessed on a casual basis.

Given the above, it is considered that the current supply of facilities can meet current and future demand. Emphasis should therefore be placed on ensuring sites are able to retain current members and users as well as assisting them in capitalising on any untapped demand and future demand generated from housing growth and population increases.

It is also clear that all 13 golf courses should be protected given the different profiles attracted to each one of them. The current setup, with courses of varying difficulties enables a pathway for Central Lancashire residents who want to take up the game before improving to a higher level.

Further analysis at club or facility level, along with some additional England Golf tools, can be used to better understand the existing members and visitors of each venue. This may help to establish a clearer picture of the overall facility landscape and how well it caters for the local demographic.

### **Golf summary**

- ◀ **It is considered that the current supply of facilities in Central Lancashire can meet current and future demand.**
- ◀ **It is also clear that all golf courses should be protected given the different profiles attracted to each one of them.**
- ◀ Emphasis should therefore be placed on ensuring sites are able to retain current members and users as well as assisting them in capitalising on any untapped demand and future demand generated from housing growth and population increases.
- ◀ There are 15 golf facilities in Central Lancashire that cater for different clubs and abilities; seven in Chorley, four in Preston and four in South Ribble. Two of the facilities provide driving ranges and/or practice areas but not golf courses.
- ◀ Five of the courses in Central Lancashire provide nine-hole golf courses, three in Chorley, one in Preston and one in South Ribble.
- ◀ Fishwick Hall Golf Club has had issues with flooding given its proximity to the River Ribble.
- ◀ Membership offerings vary at the courses across the study area, with all offering pay and play options.
- ◀ In total, an average of 117,580 people are identified as current or potential users of golf courses within Central Lancashire. Chorley Local Authority has the largest proportion of this with 119,800 potential users; whilst Preston has the fewest with 112,476.

# CENTRAL LANCASHIRE PLAYING PITCH ASSESSMENT

---

## PART 9: BOWLS

### 9.1: Introduction

All bowling greens in Central Lancashire are crown green. British Crown Green Bowling Association is the NGB for crown green bowls with overall responsibility for ensuring effective governance. Regionally, crown green bowls is administered by Bowls Lancashire.

The crown green bowling season runs from May to September.

#### **Consultation**

There are 67 bowling clubs within Central Lancashire, 23 in Chorley, 27 in Preston and 17 in South Ribble. Both clubs and leagues were consulted with; and requests to participate in the project were made by both email, with a link to an online survey, and by telephone. Some clubs responded directly, via the online link; however, a number of clubs in both South Ribble and Preston responded via league officials' who were subsequently consulted via telephone. In addition, membership figures for clubs in a number of clubs were provided by the registrar for North Lancashire and Fylde County Bowling Association.

With this considered, a club response rate of 58% was achieved.

### 9.2: Supply

There are 75 bowling greens in Central Lancashire located across 67 sites. All of the bowling greens are crown greens, with all but one considered to be available for community use. The one green that is not available for community use is Wymott Bowling Club which is leased by HMP Wymott from Chorley Council.

*Table 9.1: Summary of the number of greens by local authority*

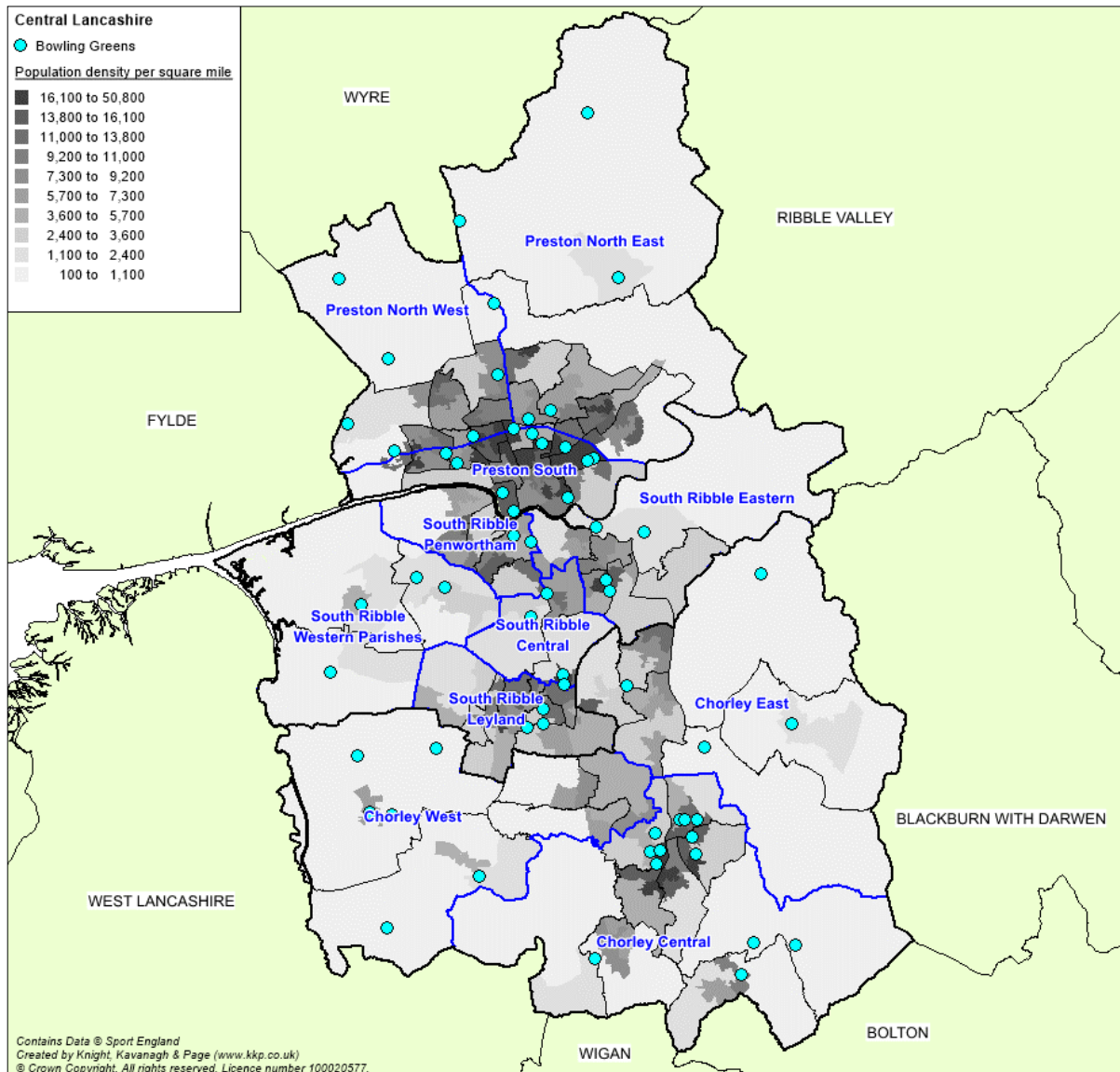
Local authority	Number of greens
Chorley	27
Preston	28
South Ribble	20
<b>Total</b>	<b>75</b>

As seen in the table above, greens are distributed fairly evenly across the three local authorities; with South Ribble having the fewest (20 greens) and Preston having the most (28).

Additionally, there is indoor bowls activity taking place within South Ribble and Chorley. Leyland Leisure Centre hosts indoor bowls activity on Thursday afternoons between October and March; whilst indoor bowling can be accommodated at Coppull Leisure Centre.

# CENTRAL LANCASHIRE PLAYING PITCH ASSESSMENT

Figure 9.1: Map of bowling greens within Central Lancashire



## CENTRAL LANCASHIRE PLAYING PITCH ASSESSMENT

Table 9.2: Key to map

Site ID	Site name	Local authority	Number of greens	Management type	Quality
173	Anderton St Joseph's Bowling Club	Chorley	1	Sport Club	Good
174	Astley Park	Chorley	2	Local Authority (in house)	Good
176	Bay Horse Pub, Heath Charnock	Chorley	1	Commercial Management	Good
179	Bretherton Recreation Ground	Chorley	1	Sports Club	Standard
181	Brinscall Village Junior Football Club	Chorley	1	Sport Club	Good
194	Chorley Subscription Bowling Green	Chorley	1	Sport Club	Good
197	Coppull Conservative Club	Chorley	1	Community Organisation	Good
199	Coronation Recreation Ground	Chorley	2	Local Authority (in house)	Good
201	Croston Black Horse	Chorley	1	Commercial Management	Good
202	Croston Bowling Club	Chorley	1	Sport Club	Good
203	East Ward Conservative Club	Chorley	1	Community Organisation	Good
215	Harpers Lane Recreation Ground	Chorley	1	Local Authority (in house)	Good
219	Hoghton Cricket Club	Chorley	1	Sport Club	Good
224	Ley Inn Bowling Club	Chorley	1	Sport Club	Good
227	Mawdesley Hall	Chorley	1	Community Organisation	Good
230	Rivington Bowling Club	Chorley	1	Sport Club	Good
233	St Chad's Bowling Club	Chorley	1	Community Organisation	Good
234	St George's Club	Chorley	1	Community Organisation	Good
235	St Joseph's Club	Chorley	1	Community Organisation	Good
236	St Mary's Club	Chorley	1	Community Organisation	Good
239	St Peter's Club	Chorley	1	Community Organisation	Good
240	Tatton Recreation Ground	Chorley	1	Local Authority (in house)	Good
250	Wymott Bowling Club	Chorley	1	Other	Good
281	Eccleston The Green	Chorley	1	Community Organisation	Good
293	Croston Subscription Bowling Club	Chorley	1	Sport Club	Good
3	Ashton Park	Preston	1	Local Authority (in house)	Good



## CENTRAL LANCASHIRE PLAYING PITCH ASSESSMENT

Site ID	Site name	Local authority	Number of greens	Management type	Quality
48	Moor Park	Preston	2	Local Authority (in house)	Poor
63	Ribbleton Park	Preston	2	Local Authority (in house)	Good
83	Whittingham & Goosnargh Cricket Club	Preston	1	Sport Club	Poor
282	Acregate Labour	Preston	1	Community Organisation	Good
283	Deepdale Bowling Club	Preston	1	Sport Club	Good
284	Ashton Bowling Club	Preston	1	Sport Club	Good
285	British Rail/ Thurlby club	Preston	1	Industry Sports Club	Good
286	Barton & Myerscough Tennis Club	Preston	1	Sport Club	Good
287	Deepdale Labour Social & Bowling Club	Preston	1	Sport Club	Good
288	Empire Services Club	Preston	2	Industry Sports Club	Good
289	The Fulwood Club	Preston	1	Community Organisation	Good
290	Broughton & District Club	Preston	1	Sport Club	Good
291	Catforth Village Hall	Preston	1	Local Authority (in house)	Good
292	Frenchwood Social Club	Preston	1	Community Organisation	Good
294	Lonsdale Club	Preston	1	Community Organisation	Standard
295	Salwick Social Club	Preston	1	Community Organisation	Standard
296	Woodplumpton & District Tennis Club	Preston	1	Sport Club	Poor
308	St. Martins Hall	Preston	1	Community Organisation	Standard
309	Lea Bowling Club	Preston	1	Sport Club	Standard
310	Parkfield Labour Club	Preston	1	Community Organisation	Poor
311	Moor Park Sports & Social Club (Formerly Fulwood Conservative Club)	Preston	2	Community Organisation	Good
312	Whitechapel & Inglewhite	Preston	1	Sport Club	Poor
316	Victoria Bowling Club	Preston	1	Sport Club	Good
45	Longton Victory Memorial Ground	South Ribble	2	Local Authority (in house)	Standard
99	Fox Lane Sports Club	South Ribble	2	Sport Club	Poor
110	King George V Playing Field, Higher Walton	South Ribble	1	Local Authority (in house)	Poor

## CENTRAL LANCASHIRE PLAYING PITCH ASSESSMENT

Site ID	Site name	Local authority	Number of greens	Management type	Quality
114	Lancashire Constabulary Training Headquarters, Hutton	South Ribble	1	Other	Poor
143	Penwortham Sports and Social Club	South Ribble	1	Sport Club	Standard
145	Queen Victoria Ground (Walton-Le-Dale)	South Ribble	1	Local Authority (in house)	Standard
159	Vernon Carus Sports & Social Club	South Ribble	1	Sport Club	Standard
297	Leyland Sports Association	South Ribble	1	Sport Club	Poor
298	Farington & District Conservative Club	South Ribble	1	Community Organisation	Poor
299	Eagle & Child	South Ribble	1	Commercial Management	Poor
300	Leyland & Farington Club	South Ribble	1	Community Organisation	Poor
301	Farington St. Pauls	South Ribble	1	Community Organisation	Standard
302	Bamber Bridge Catholic Club	South Ribble	1	Community Organisation	Poor
303	Bamber Bridge Conservative Club	South Ribble	1	Community Organisation	Poor
304	Hoole Village Memorial Hall	South Ribble	1	Local Authority (in house)	Good
306	New Longton	South Ribble	1	Local Authority (in house)	Poor
307	Lostock Hall Conservative Club	South Ribble	1	Community Organisation	Standard
317	Our Lady & St Gerard's Church	South Ribble	1	Community Organisation	Standard

# CENTRAL LANCASHIRE PLAYING PITCH ASSESSMENT

---

## ***Future provision***

A green has recently (2018) been developed at Greenside Recreation Field (Chorley West) to service demand based within the locality of Euxton and is owned and managed by the Parish Council. The provision is currently in situ onsite however it will not be formally utilised until early 2019 as it needs a period of remediation. Once in operation the green will be the home venue for Euxton Community BC.

## ***Disused greens***

There are eight disused bowling greens in Central Lancashire, seven of which, are located in Preston. One green in Ashton Park has been converted to a community garden and both Haslam Park and Moor Park have two greens each, however, the greens at either site are not maintained by Preston City Council and as such are now unused.

Two further sites that were previously used by clubs or community groups are no longer maintained and are therefore considered disused; Fishwick Ramblers and St Joseph's Preston.

There is one disused green at Leyland Sports Association (South Ribble) which is no longer maintained due to a lack of demand at the site. Leyland Sports Association has expressed aspirations to convert both greens on site to netball courts.

## ***Ownership/management***

The majority of greens (64%) in Central Lancashire are owned and managed by community organisations or sports clubs. Members of clubs which utilise these greens pay annual memberships to access the sites.

Wymott Bowling Club was formerly leased by Wymott BC from Chorley Council; however, following the end of the agreement a new arrangement was formed with HMP Wymott obtaining access and management of the site.

## ***Quality***

Following a non-technical assessment of greens in Central Lancashire, 45 greens are assessed as good, 13 as standard quality and 17 as poor. Chorley has 26 good quality greens and just one standard green located at Bretherton Recreation Ground. There are no poor-quality bowling greens in Chorley.

The majority of greens in Preston follow a similar trend, with 18 good quality greens, four standard and six poor.

South Ribble differs from its neighbouring authorities, with only one good quality green (Hoole Village Memorial Hall), eight standard quality and 11 poor quality.

## ***Ancillary facilities***

All clubs have access to a clubhouse/pavilion on site although quality varies. Similar to the greens, the majority of ancillary facilities are owned by the community organisations or sports clubs, with the user clubs responsible for the maintenance of the buildings. Most clubs report no significant issues with the quality of ancillaries, although some note that there is a requirement for modernisation and/or refurbishment to prevent the quality from declining.

# CENTRAL LANCASHIRE PLAYING PITCH ASSESSMENT

## ***Floodlighting***

No greens in Central Lancashire are serviced by floodlighting. This means that opportunities for training and matches during evenings outside of the summer months is limited. That being said, floodlit bowling greens are relatively rare across the country and this should therefore not be considered as a significant issue, especially given that indoor facilities exist.

### **9.3: Demand**

There are 67 bowling clubs in Central Lancashire, 23 in Chorley, 27 in Preston and 17 in South Ribble, each with multiple teams playing various evenings and afternoons throughout the week. Demand amongst youth players in all three local authorities in Central Lancashire is low with just 19 identified junior members. The table below shows a full membership breakdown by club.

*Table 9.3: Membership breakdown*

Club name	Local authority	Senior male	Senior female	Junior	Total <sup>26</sup>
Anderton St Joseph's BC*	Chorley		Unknown		57
Astley Park BC	Chorley	11	-	-	11
Bretherton BC*	Chorley		Unknown		57
Brinscall BC	Chorley		Unknown		43
Chorley Subscription BC	Chorley	66	45	-	111
Coppull Cons BC	Chorley	45	40	10	95
Croston Black Horse BC	Chorley	60	25	-	85
Croston Subscription BC	Chorley	45	-	-	45
East Ward Cons BC	Chorley	34	19	-	53
Eccleston BC	Chorley	35	29	-	64
Harpers Lane Rec BC*	Chorley		Unknown		57
Hoghton Castle BC	Chorley		Unknown		55
Mawdesley BC	Chorley	50	39	-	89
Rivington BC*	Chorley		Unknown		57
St Agnes BC*	Chorley		Unknown		57
St Chad's BC	Chorley	13	12	-	25
St George's BC*	Chorley		Unknown		57
St John's BC*	Chorley		Unknown		57
St Joseph's Club	Chorley	58	10	1	69
St Mary's BC*	Chorley		Unknown		57
St Paul's Church BC*	Chorley		Unknown		57
St Peter's BC*	Chorley		Unknown		57
Wymott BC	Chorley		Unknown		40
Acregate Labour BC	Preston	63	33	-	96
Ashton BC*	Preston		Unknown		63
Ashton Nomads BC	Preston	6	6	-	12
Barton BC	Preston	40	48	-	88
British Rail / Thurlby BC	Preston		Unknown		42
Broughton & District BC	Preston	51	33	-	84

<sup>26</sup> Where membership figures have been obtained from North Lancashire & Fylde County Bowling Association a specific breakdown of members is unknown.

## CENTRAL LANCASHIRE PLAYING PITCH ASSESSMENT

Club name	Local authority	Senior male	Senior female	Junior	Total <sup>26</sup>
Catforth Village Hall BC	Preston		Unknown		39
Deepdale BC	Preston	30	7	1	38
Deepdale Labour BC	Preston	51	25	3	79
Empire Services BC	Preston		Unknown		98
Fishwick Ramblers BC*	Preston		Unknown		63
Frenchwood Social BC	Preston		Unknown		54
Fulwood BC	Preston		Unknown		57
Lea BC	Preston	40	-	-	40
Lonsdale BC	Preston		Unknown		121
Moor Park BC	Preston		Unknown		67
Our Lady and St Bernard's BC	Preston	32	2	-	34
Parkfield Labour BC	Preston		Unknown		94
Preston Blind BC*	Preston		Unknown		63
Salwick St Bernard's BC*	Preston		Unknown		63
St Anthony's BC	Preston		Unknown		55
St Gregory's BC	Preston		Unknown		38
St Martin's Hall BC	Preston		Unknown		57
Victoria BC	Preston	35	45	2	82
Whitechapel & Inglewhite BC	Preston		Unknown		55
Whittingham & Goosnargh BC	Preston	50	30	-	80
Woodplumpton BC	Preston	30	32	-	62
Bamber Bridge Catholic BC	South Ribble		Unknown		66
Bamber Bridge Cons BC*	South Ribble		Unknown		59
Eagle & Child BC	South Ribble	40	26	2	68
Farington & District Cons BC	South Ribble		Unknown		58
Farington St Paul's BC	South Ribble		Unknown		47
Fox Lane BC	South Ribble		Unknown		69
Hoole Village Memorial Hall BC	South Ribble	64	31	-	95
Higher Walton BC	South Ribble	31	24	-	55
Leyland & Farington BC	South Ribble				66
Leyland SA BC	South Ribble		Unknown		41
Longton Victory Memorial BC	South Ribble	83	30	-	113
Lostock Hall Cons BC	South Ribble		Unknown		51
Middleforth RBL	South Ribble		Unknown		22
New Longton BC	South Ribble		Unknown		60
St Gerard's BC	South Ribble		Unknown		34
Penwortham Sports Club	South Ribble		Unknown		65
Walton-le-Dale BC	South Ribble		Unknown		31
<b>Total</b>					<b>4,108</b>

\*Indicates where membership figures are unknown then an average membership for the Local Authority has been applied. Chorley, 57 members; Preston 63 members; and South Ribble, 59 members.

Generally, clubs in Central Lancashire report that membership levels have remained static or decreased over the last three years with no clubs having a waiting list for new members. That said, Mawdesley BC and Longton Victory Memorial BC both report an increase in senior members. All clubs which have junior sections and which responded to consultation requests, report junior participation has remained static over the same time period.

## CENTRAL LANCASHIRE PLAYING PITCH ASSESSMENT

Nationally the sport has experienced an overall decline in participation which may be due to access to facilities in some cases; however, most clubs acknowledge a lack of interest in the sport amongst the local community, with few new bowlers taking up the sport. This adds to which is a generally an aged player base and in most cases the fall in numbers has been attributed to aging players, with a lack of younger or newer players coming into the sport to sustain demand.

### **Future demand**

Of the clubs which responded to consultation requests, 12 report aspirations to increase participation. The table below provides a breakdown of future demand aspirations from clubs, where quantified.

*Table 9.4: Future demand aspirations*

Club name	Analysis area	Seniors	Juniors (U18)
Chorley Subscription BC	Chorley	8	-
Coppull Cons BC	Chorley	10	14
Eccleston BC	Chorley	10	12
Mawdesley BC	Chorley	10	-
Ashton Nomads BC	Preston	2	-
Barton BC	Preston	3	-
Deepdale BC	Preston	5	2
Victoria BC	Preston	15	5
<b>Total</b>		<b>63</b>	<b>33</b>

In addition to the above, Whittingham & Goosnargh BC (Preston), Lea BC (Preston), Woodplumpton & District BC (Preston) and Croston Black Horse BC (Chorley) all report aspirations to increase membership numbers but do not quantify this demand.

No clubs in South Ribble reported aspirations to increase membership numbers.

### **Latent demand**

No clubs suggest that an additional bowling green at their ground or in their area would lead to an increase in club membership. However, Sport England's Segmentation Tool enables analysis of 'the percentage of adults that would like to participate in bowls but are not currently doing so'. The tool identifies latent demand of 636 people who would like to participate in the sport within Central Lancashire. The most dominant segment is 'Frank' – Twilight year gents (24.8% or 515 people).

As seen in the table overleaf, this is the second highest amount of latent demand for the sport when compared to Central Lancashire's neighbouring local authorities.

*Table 9.5: Comparison of neighbouring local authorities latent demand*

Neighboring local authorities	Latent demand of adults like to participate in bowls but are not currently doing so
Fylde	179
Ribble Valley	115
West Lancashire	201
Chorley	199

## CENTRAL LANCASHIRE PLAYING PITCH ASSESSMENT

---

---

Neighboring local authorities	Latent demand of adults like to participate in bowls but are not currently doing so
Preston	223
South Ribble	214
<b>Central Lancashire</b>	<b>636</b>

### 9.4: Capacity analysis

Capacity is very much dependent on the leagues and the day that they operate. A green may have no spare capacity on an afternoon or evening when a popular league operates but may be unused for the rest of the week. However, in many cases greens are used during the afternoons by club members who bowl socially.

Crown Green Bowling Association supports that a crown green accommodating less than 60 playing members is considered to have spare capacity for further play and those accommodating more than 60 could be considered to be overplayed. Consideration should also be given to the sustainability of greens which operate with a playing membership of less than 20.

## CENTRAL LANCASHIRE PLAYING PITCH ASSESSMENT

Table 9.6: Current and future capacity analysis of bowling greens now and with future demand (where known)

Site ID	Site name	Local authority	Number of greens	Clubs	Capacity rating	Current demand	Current capacity	Future demand	Future capacity
173	Anderton St Joseph's Bowling Club	Chorley	1	Anderton St Joseph's BC	60	57	3	-	3
174	Astley Park	Chorley	2	Astley Park BC	120	11	109	-	109
176	Bay Horse Pub, Heath Charnock	Chorley	1	St Paul's Church BC	60	57	3	-	3
179	Bretherton Recreation Ground	Chorley	1	Bretherton BC	60	57	3	-	57
181	Brinscall Village Junior Football Club	Chorley	1	Brinscall BC	60	43	17	-	17
194	Chorley Subscription Bowling Green	Chorley	1	Chorley Subscription BC	60	111	51	8	59
197	Coppull Conservative Club	Chorley	1	Coppull Cons BC St John's BC	60	152	92	24	116
199	Coronation Recreation Ground	Chorley	2	-	120	-	120	-	120
201	Croston Black Horse	Chorley	1	Croston Black Horse BC	60	85	25	-	25
202	Croston Bowling Club	Chorley	1	-	60	-	60	-	60
203	East Ward Conservative Club	Chorley	1	East Ward Cons BC	60	53	7	-	7
215	Harpers Lane Recreation Ground	Chorley	1	Harpers Lane Rec BC	60	57	3	-	3
219	Hoghton Cricket Club	Chorley	1	Hoghton Castle BC	60	55	5	-	5
224	Ley Inn Bowling Club	Chorley	1	-	60	-	60	-	60
227	Mawdesley Hall	Chorley	1	Mawdesley BC	60	89	29	10	39
230	Rivington Bowling Club	Chorley	1	Rivington BC	60	57	3	-	3
233	St Chad's Bowling Club	Chorley	1	St Chad's BC	60	25	35	-	35
234	St George's Club	Chorley	1	St George's BC	60	57	3	-	3
235	St Joseph's Club	Chorley	1	St Joseph's Club	60	69	9	-	9



## CENTRAL LANCASHIRE PLAYING PITCH ASSESSMENT

Site ID	Site name	Local authority	Number of greens	Clubs	Capacity rating	Current demand	Current capacity	Future demand	Future capacity
236	St Mary's Club	Chorley	1	St Mary's BC	60	57	3	-	3
239	St Peter's Club	Chorley	1	St Peter's BC	60	57	3	-	3
240	Tatton Recreation Ground	Chorley	1	-	60	-	60	-	60
250	Wymott Bowling Club	Chorley	1	Wymott BC	60	40	20	-	20
281	Eccleston The Green	Chorley	1	Eccleston BC St Agnes BC	60	121	61	22	83
293	Croston Subscription Bowling Club	Chorley	1	Croston Subscription BC	60	45	15	-	15
3	Ashton Park	Preston	1	Ashton Nomads BC Our Lady and St Bernard's BC	60	46	14	2	12
48	Moor Park	Preston	2	Preston Blind BC	120	63	57	-	57
63	Ribbleton Park	Preston	2	Fishwick Ramblers BC	120	63	57	-	57
83	Whittingham & Goosnargh Cricket Club	Preston	1	Whittingham & Goosnargh BC	60	80	20	-	20
282	Acregate Labour	Preston	1	Acregate Labour BC	60	96	36	-	36
283	Deepdale Bowling Club	Preston	1	Deepdale BC	60	38	22	7	15
284	Ashton Bowling Club	Preston	1	Ashton BC	60	63	3	-	3
285	British Rail/ Thurlby club	Preston	1	British Rail/Thurlby BC	60	42	18	-	18
286	Barton & Myerscough Tennis Club	Preston	1	Barton BC	60	88	28	3	31
287	Deepdale Labour Social & Bowling Club	Preston	1	Deepdale Labour BC	60	79	19	-	19
288	Empire Services Club	Preston	2	Empire Services BC	120	98	22	-	22
289	The Fulwood Club	Preston	1	Fulwood BC	60	57	3	-	3
290	Broughton & District Club	Preston	1	Broughton & District BC	60	84	24	-	24
291	Catforth Village Hall	Preston	1	Catforth Village Hall BC	60	39	21	-	21
292	Frenchwood Social Club	Preston	1	Frenchwood Social Club BC	60	54	6	-	6
294	Lonsdale Club	Preston	1	Lonsdale BC	60	121	61	-	61

## CENTRAL LANCASHIRE PLAYING PITCH ASSESSMENT

Site ID	Site name	Local authority	Number of greens	Clubs	Capacity rating	Current demand	Current capacity	Future demand	Future capacity
295	Salwick Social Club	Preston	1	Salwick St Bernard's BC	60	63	3	-	3
296	Woodplumpton & District Tennis Club	Preston	1	Woodplumpton BC	60	62	2	-	2
308	St. Martin's Hall	Preston	1	St Martin's Hall BC	60	57	3	-	3
309	Lea Bowling Club	Preston	1	Lea BC	60	40	20	-	20
310	Parkfield Labour Club	Preston	1	Parkfield Labour BC	60	94	34	-	34
311	Moor Park Sports & Social Club (Formerly Fulwood Conservative Club)	Preston	2	Moor Park BC St Anthony's BC St Gregory's BC	120	160	40	-	40
312	Whitechapel & Inglewhite	Preston	1	Whitechapel & Inglewhite BC	60	55	5	-	5
316	Victoria Bowling Club	Preston	1	Victoria BC	60	82	22	20	42
45	Longton Victory Memorial Ground	South Ribble	2	Longton Victory Memorial BC	120	113	7	-	7
99	Fox Lane Sports Club	South Ribble	2	Fox Lane BC Leyland SA BC	120	110	10	-	10
110	King George V Playing Field, Higher Walton	South Ribble	1	Higher Walton BC	60	55	5	-	5
114	Lancashire Constabulary Training Headquarters, Hutton	South Ribble	1	-	60	-	60	-	60
143	Penwortham Sports & Social Club	South Ribble	1	Penwortham Sports Club	60	65	5	-	5
145	Queen Victoria Ground (Walton-Le-Dale)	South Ribble	1	Walton-le-Dale BC	60	31	29	-	29
159	Vernon Carus Sports & Social Club	South Ribble	1	Middleforth RBL	60	22	38	-	38
297	Leyland Sports Association	South Ribble	1	-	60	-	60	-	60
298	Farington & District Conservative Club	South Ribble	1	Farington & District Cons BC	60	58	2	-	2
299	Eagle & Child	South Ribble	1	Eagle & Child BC	60	68	8	-	8

## CENTRAL LANCASHIRE PLAYING PITCH ASSESSMENT

Site ID	Site name	Local authority	Number of greens	Clubs	Capacity rating	Current demand	Current capacity	Future demand	Future capacity
300	Leyland & Farington Club	South Ribble	1	Leyland & Farington BC	60	66	6	-	6
301	Farington St. Pauls	South Ribble	1	Farington St Paul's BC	60	47	13	-	13
302	Bamber Bridge Catholic Club	South Ribble	1	Bamber Bridge Catholic BC	60	66	6	-	6
303	Bamber Bridge Conservative Club	South Ribble	1	Bamber Bridge Cons BC	60	59	1	-	1
304	Hoole Village Memorial Hall	South Ribble	1	Hoole Village Memorial Hall BC	60	95	35	-	35
306	New Longton	South Ribble	1	New Longton BC	60	60	-	-	-
307	Lostock Hall Conservative Club	South Ribble	1	Lostock Hall Cons BC	60	51	9	-	9
317	Our Lady & St Gerard's Church	South Ribble	1	St Gerard's BC	60	34	26	-	26

# CENTRAL LANCASHIRE PLAYING PITCH ASSESSMENT

---

## ***Overplay***

In total there are 23 sites in Central Lancashire which are considered to be overplayed, six in Chorley; 12 in Preston; five in South Ribble. The overplayed sites are as follows:

- ◀ Chorley Subscription Bowling Green (Chorley)
- ◀ Coppull Conservative Club (Chorley)
- ◀ Croston Black Horse (Chorley)
- ◀ Mawdesley Hall (Chorley)
- ◀ St Joseph's Club (Chorley)
- ◀ Eccleston The Green (Chorley)
  
- ◀ Whittingham & Goosnargh Cricket Club (Preston)
- ◀ Acregate Labour (Preston)
- ◀ Ashton Bowling Club (Preston)
- ◀ Barton & Myerscough Tennis Club (Preston)
- ◀ Deepdale Labour Social & Bowling Club (Preston)
- ◀ Broughton & District Club (Preston)
- ◀ Lonsdale Club (Preston)
- ◀ Salwick Social Club (Preston)
- ◀ Woodplumpton & District Tennis Club (Preston)
- ◀ Parkfield Labour Club (Preston)
- ◀ Moor Park Sports & Social Club (Preston)
- ◀ Victoria Bowling Club (Preston)
  
- ◀ Penwortham Sports & Social Club (South Ribble)
- ◀ Eagle & Child (South Ribble)
- ◀ Leyland & Farington Club (South Ribble)
- ◀ Bamber Bridge Catholic Club (South Ribble)
- ◀ Hoole Village Memorial Hall (South Ribble)

Demand for bowls appears to be particularly high in Preston with 13 greens across 12 sites being overplayed beyond their recommended capacity by a total of 292 members. Overplay in South Ribble is lower with five greens, located at five sites, overplayed by a combined 60 recommended members. Six greens across six sites in Chorley are overplayed by a combined 267 members.

Standard and poor quality greens which are overplayed such as Lonsdale Club (Preston) and Parkfield Labour Club (Preston) should be continually assessed as it is likely that quality will decline in the future through continued overuse. It is recommended that improvements to quality of all standard quality sites are sought to mitigate overplay identified at least in the short-term.

Shortfalls on eight of the greens in Central Lancashire (one in Chorley, three in Preston and four in South Ribble) are below ten members which is considered manageable provided that the greens are of standard or good quality; and that they are subject to additional demand. Four of these sites are of poor quality and require improvements in quality in order for overplay to be manageable; these sites are Woodplumpton & District Tennis Club, Eagle & Child, Leyland & Farington Club and Bamber Bridge Catholic Club.

Sites with more substantial overplay such as Coppull Conservative Club (overplayed by 92 members); Lonsdale Club (overplayed by 61 members); and Eccleston the Green (overplayed by 61 members) could benefit from access to additional greens.

# CENTRAL LANCASHIRE PLAYING PITCH ASSESSMENT

## ***Additional capacity***

The green at New Longton (South Ribble) is considered to be at capacity; but all other bowling greens in Central Lancashire are considered to have capacity to accommodate additional members. The amount of capacity at some sites is unknown given that membership numbers for resident clubs were not provided by either those clubs or their respective leagues'; and average membership numbers for each local authority was used; therefore, further investigation is required to establish the capacity at these sites before any developments should take place.

Seven greens across six sites in Central Lancashire, two greens in South Ribble and five greens in Chorley, are not currently utilised as home venues by specific bowls clubs in Central Lancashire. All six greens considered available for community use; meaning that they may be servicing some recreational demand, in addition to acting as secondary venues when teams are unable to access home greens.

The green at Leyland Sports Association is reportedly expensive to hire, meaning that Leyland SA BC has had to relocate to Fox Lane Sports Club. This has resulted in club membership significantly reducing.

The viability of the greens at Astley Park (Chorley) should be considered with Astley Park BC having a membership of only 11 playing members. The sustainability of financially supporting the presence of two greens on this site should be examined.

## **9.5: Supply and demand analysis**

As seen in the table below analysis suggests that overall there is enough capacity to cater for current and future demand in Central Lancashire.

*Table 9.7: Supply and demand analysis of bowling greens in Central Lancashire*

Local authority	Total additional capacity	Overplay	Current total	Future demand	Total
Chorley	532	267	265	64	201
Preston	248	292	44	32	76
South Ribble	260	60	200	-	200
<b>Total</b>	<b>1,040</b>	<b>619</b>	<b>421</b>	<b>96</b>	<b>325</b>

There is capacity in both Chorley and South Ribble to accommodate current and future demand for bowls; however, there is a shortfall displayed in Preston, 44 members, which is exacerbated when future demand, as reported by clubs is considered.

## **9.6 Conclusions**

National guidance indicates that one green can accommodate approximately 60 members before capacity becomes an issue, whereas at least 20 members are reportedly required for a green to be sustainable.

Analysis shows that there is sufficient supply in both Chorley and South Ribble local authorities to accommodate current and future levels of bowling demand, despite some sites in both areas being overplayed. Overplay at four of the five sites in South Ribble displaying shortfalls, is considered manageable given that it is of a low amount.

## CENTRAL LANCASHIRE PLAYING PITCH ASSESSMENT

---

Five greens in Chorley are not currently used as primary venues for competitive activity. If these greens were unavailable for community use, then there would be a shortfall of capacity in Chorley, meaning that they do provide some secondary support and value to supplement the home venues of clubs in Chorley.

Loss of the two greens in South Ribble that are unused as home venues would not result in a shortfall of supply in the Authority but would significantly reduce potential capacity in the Area.

There is a requirement for one additional bowling green in Preston given the shortfall in the Authority stands at 44. The shortfall in the Area is also notable by only three greens being considered to have manageable levels of overplay (less than ten members), coupled with all greens in Preston being home to at least one resident club.

Nationally clubs have seen a decrease in membership with a similar trend starting to emerge in responding clubs to date in Central Lancashire. Qualitative improvements of greens are required in all three authorities and should be addressed, particularly at sites displaying significant overplay.

### **Bowls summary**

- ◀ **Overall there is sufficient capacity in Chorley and South Ribble to accommodate bowls demand, however, there is a shortfall of supply in Preston which is exacerbated once future demand is considered.**
- ◀ **Qualitative improvements of greens are required in all three authorities and should be addressed, particularly at sites displaying significant overplay.**
- ◀ There are 75 bowling greens in Central Lancashire located across 67 sites. All greens in Central Lancashire are crown greens.
- ◀ Additionally, there is indoor bowls activity taking place at Leyland Leisure Centre, Coppull Leisure Centre and Bamber Bridge Leisure Centre throughout the winter months.
- ◀ The majority of greens in Central Lancashire are owned and managed by the community organisations or sports clubs (69%).
- ◀ Following a non-technical assessment of greens and consultation with the clubs, 45 greens are assessed as good, 13 as standard quality and 17 as poor.
- ◀ There are eight disused bowling greens in Central Lancashire, seven located in Preston Local Authority and one in South Ribble.
- ◀ 67 bowling clubs regularly compete in Central Lancashire, 23 in Chorley, 27 in Preston and 17 in South Ribble; each with multiple teams playing various evenings and afternoons throughout the week.
- ◀ The clubs provide a combined 4,108 playing members, only 19 of which are juniors. Generally, club memberships have either remained static or decreased over the past three years.
- ◀ Eight clubs, four in Chorley and four in Preston, quantify aspirations for increased future demand, with a further four clubs (three in Preston and one in Chorley) reported ambitions to increase membership but were unable to quantify this demand.
- ◀ A green has recently (2018) been developed at Greenside Recreation Field (Chorley West) to service demand based within the locality of Euxton and is owned and managed by the Parish Council.
- ◀ There is a shortfall of capacity at 23 sites in Central Lancashire (six in Chorley, 12 in Preston and five in South Ribble).
- ◀ One green (New Longton in South Ribble) is considered to be at capacity, with all remaining greens considered to have capacity for additional demand.

# CENTRAL LANCASHIRE PLAYING PITCH ASSESSMENT

## PART 10: TENNIS

### 10.1: Introduction

The Lawn Tennis Association (LTA) is the organisation responsible for the governance of tennis and administers the sport locally across Central Lancashire. The LTA has recently restructured its strategic approach to target a number of national focus areas, enabling close partnership working with club, community and education venues and partners in order to grow participation.

#### **Consultation**

There are 16 tennis clubs identified as playing in Central Lancashire. Of these, 11 replied to consultation requests resulting in a 69% response rate. The table below summarises the response rates by local authority.

*Table 10.1: Summary of consultation*

Local authority	Response rate
Chorley	4/6 (67%)
Preston	5/7 (71%)
South Ribble	2/3 (67%)
<b>Total</b>	<b>11/16 (69%)</b>

It should be noted that Hoole TC has recently folded (June 2018). The Club previously accessed provision at Hoole Village Memorial Hall (South Ribble).

### 10.2: Supply

There are 156 tennis courts identified in Central Lancashire across 45 sites, with 104 courts available for community use across 31 sites.

For the purposes of this report, availability for community use refers to courts in public, voluntary, private or commercial ownership or management recorded as being available for hire by individuals, teams or clubs. This also includes availability for social use and pay and play.

*Table 10.2: Summary of the number of courts by analysis area*

Local authority	Number of courts available for community use	Number of courts unavailable for community use	Total
Chorley	37	14	51
Preston	36	24	60
South Ribble	31	14	45
<b>Central Lancashire</b>	<b>104</b>	<b>52</b>	<b>156</b>

As seen in the table above, Preston has the most courts, with 36 being available for community use and 60 in total. However, proportionally, Chorley has more available courts with 73% of its total being available for community use.

## CENTRAL LANCASHIRE PLAYING PITCH ASSESSMENT

---

In addition, there are also indoor courts at South Ribble Fitness & Tennis Centre in South Ribble. For the purposes of this report, the supply and demand in relation to this site has been excluded. The site did previously have four floodlit outdoor macadam courts but these were refurbished in 2016 and made into small size floodlit 3G pitches.

Parklands High School (Chorley) has also seen a reduction of its outdoor tennis provision from four to two courts as a classroom has been built in this area.

There is also a grass tennis court at Worden Park in South Ribble, however, this is not permanent provision and is only maintained through the summer. Therefore, it has not been included in the supply for Central Lancashire.

### ***Indoor courts***

There are 13 permanent indoor courts in Central Lancashire with seven located at David Lloyd Club (Chorley) and six located at South Ribble Tennis & Fitness Centre (South Ribble).

Given that the indoor facility at David Lloyd Club is a private members club, it is considered unlikely that participants will also be a member of any outdoor clubs. That being said, some members may use other facilities when playing casually with members from other clubs with outdoor courts. In addition, members of the David Lloyd Club may join outdoor clubs during the summer period (peak season) but access its indoor court provision throughout the winter.

### ***Future developments***

Preston City Council report it is in the process of creating additional courts in the City. These will be created at Frenchwood Recreation Ground in South Analysis Area and one additional court at Haslam Park in the North West Analysis Area.

Mawdesley TC (Chorley) report it is in the process of acquiring land adjacent to its current facility in order to create a fifth court.

Barton & Myerscough TC (Preston) indicate similar plans to create additional courts at Barton (Garstang). The Club is currently in the process of creating one additional court. Once this is completed it has further plans to develop a further court, however, funding for this venture has yet been secured.

As previously mentioned, the courts at Hoole Village Memorial Hall (South Ribble) were previously used by Hoole TC until June 2018, when the Club folded. A member of Hoole Village Memorial Hall Trust, which owns the site, reports aspirations to find a new user/ use for the courts.

### ***Ownership and management***

None of the responding clubs' express concerns with regards to security of tenure. In principle, all clubs are happy with the agreements currently in place, whether that is through ownership, an annual rental agreement or a long-term lease arrangement. The remaining courts are predominately managed either through the local authority, parish council or by schools.



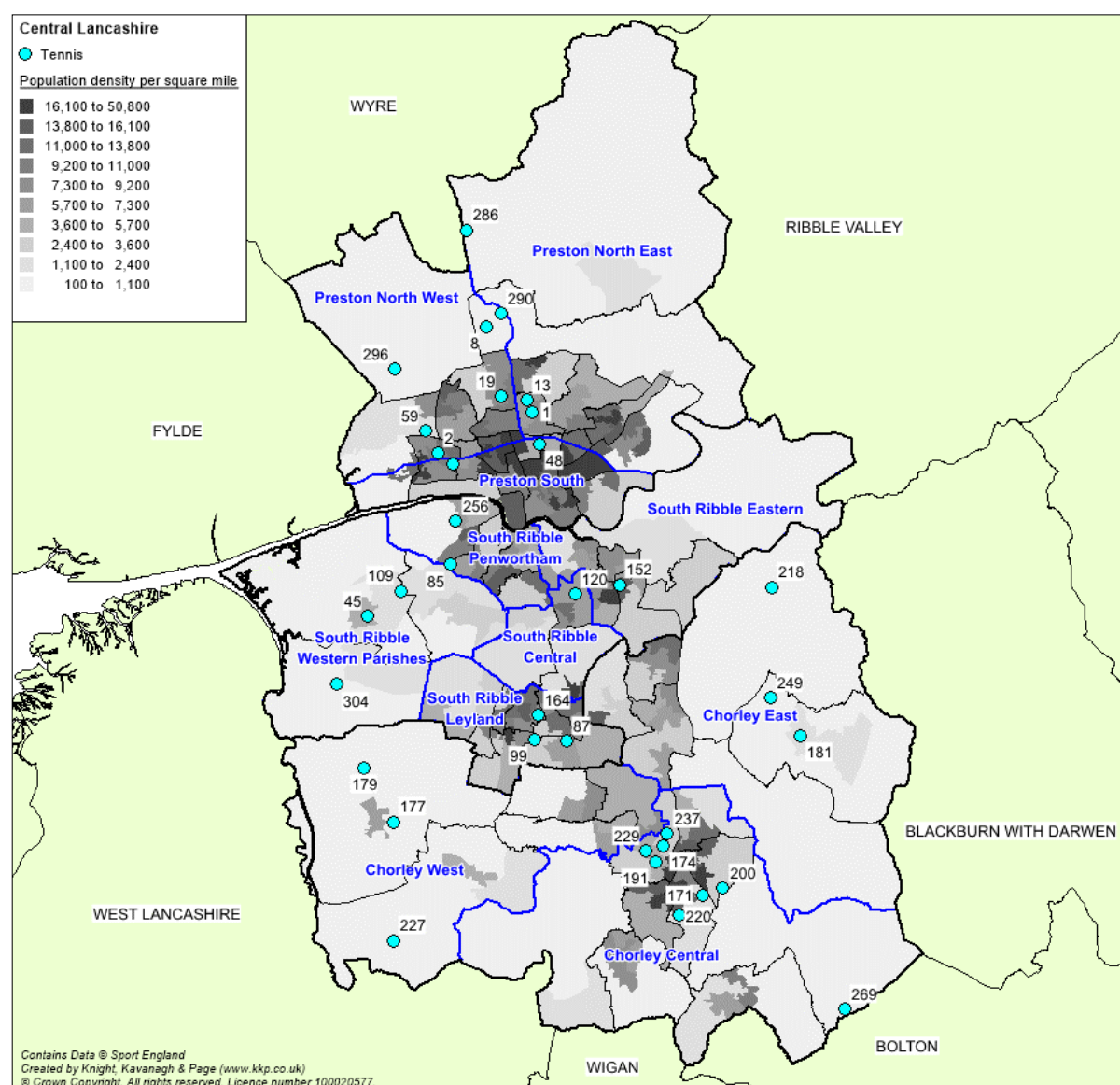
# CENTRAL LANCASHIRE PLAYING PITCH ASSESSMENT

Table 10.3: Courts available for community use by ownership

Local authority	Council	Parish council	Sports club	Education
Chorley	2	-	22	10
Preston	10	2	16	8
South Ribble	3	2	11	15
<b>Total</b>	<b>15</b>	<b>4</b>	<b>49</b>	<b>33</b>

As seen in the table above, there are 33 community available courts located at education sites within Central Lancashire, however, the LTA report that high court hire pricing structures at a number of education sites would likely act as a deterrent for community users, and may be a factor limiting usage. It goes on to report that poor promotion and awareness of these courts is also likely contributing to restricted community access.

Figure 10.1: Map of sites with tennis courts within Central Lancashire



## CENTRAL LANCASHIRE PLAYING PITCH ASSESSMENT

Table 10.4: Summary of provision site by site

Site ID	Site name	Analysis area	Management	Community use?	No. of courts	Floodlit?	Court type
<b>Chorley</b>							
171	Albany Science College	Central	Education	No	6	No	Macadam
174	Astley Park	Central	Council	Yes	3	No	Macadam
191	Chorley Cricket Club	Central	Sports Club	Yes	5	Yes	Macadam
199	Coronation Recreation Ground	Central	Council	Yes	1	Yes	Macadam
200	Croston Sports Club	Central	Sports Club	Yes	3	No	Macadam
220	Holy Cross High School	Central	Education	No	2	No	Macadam
229	Parklands High School	Central	Education	No	2	No	Macadam
237	St Michael's CE High School	Central	Education	No	4	No	Macadam
269	Rivington and Blackrod High School	Central	Education	Yes	6	Yes	Macadam
181	Brinscall Village Junior Football Club	East	Sports Club	Yes	2	No	Macadam
218	Hoghton Village Hall	East	Sports Club	Yes	2	No	Macadam
249	Withnell Fold Sports and Social Club	East	Sports Club	Yes	2	No	Macadam
280	David Lloyd club (Chorley)	East	Sports Club	Yes	4	No	Macadam
177	Bishop Rawstorne C of E Language College	West	Education	Yes	4	No	Macadam
179	Bretherton Recreation Ground	West	Council	Yes	1	No	Macadam
227	Mawdesley Hall	West	Sports Club	Yes	4	Yes	Artificial
<b>Preston</b>							
1	Archbishop Temple High School	North East	Education	No	7	No	Macadam
13	Corpus Christi Catholic High School	North East	Education	No	4	No	Macadam
53	Preston City High School (Sir Tom Finney Community High School)	North East	Education	No	3	No	Macadam
286	Barton (Garstang)	North East	Parish Council	Yes	2	Yes	Macadam
313	Fulwood Tennis Club	North East	Sports Club	Yes	4	Yes	Artificial
314	Goosnargh Tennis Club	North East	Sports Club	Yes	2	Yes	Macadam
2	Ashton Community Science College	North West	Education	Yes	4	No	Macadam

## CENTRAL LANCASHIRE PLAYING PITCH ASSESSMENT

Site ID	Site name	Analysis area	Management	Community use?	No. of courts	Floodlit?	Court type
8	Broughton Business Enterprise College and High School	North West	Education	No	6	No	Macadam
19	Fulwood Academy	North West	Education	No	4	No	Macadam
33	Haslam Park	North West	Council	Yes	2	No	Macadam
59	Preston Sports Arena (UCLAN)	North West	Education	Yes	4	Yes	Macadam
80	Playfootball (Preston)	North West	Sports Club	Yes	3	Yes	Macadam
290	Broughton & District Club	North West	Sports Club	Yes	5	Yes	Macadam
296	Woodplumpton & District Tennis Club	North West	Sports Club	Yes	2	Yes	Macadam
3	Ashton Park	South	Council	Yes	2	No	Macadam
48	Moor Park	South	Council	Yes	6	No	Macadam
<b>South Ribble</b>							
120	Lostock Hall Academy	Central	Education	Yes	4	Yes	Macadam
152	St Marys RC High School	Eastern	Education	No	3	No	Macadam
87	Balshaw's C of E High School	Leyland	Education	No	4	No	Macadam
99	Fox Lane Sports Club	Leyland	Sports Club	Yes	2	Yes	Macadam
					2	No	
164	Wellfield Business and Enterprise College & High School	Leyland	Education	No	4	No	Macadam
137	Penwortham Girls High School	Penwortham	Education	Yes	4	No	Macadam
85	All Hallows Catholic High School	Penwortham	Education	No	3	No	Macadam
256	Penwortham Priory Academy	Penwortham	Education	Yes	3	Yes	Macadam
304	Hoole Village Memorial Hall	Penwortham	Council	Yes	3	No	Macadam
305	Penwortham Lawn Tennis Club	Western Parishes	Sports Club	Yes	4	Yes	Artificial
					1	No	
45	Longton Victory Memorial Ground	Western Parishes	Sports Club	Yes	2	No	Macadam
109	Hutton Playing Field	Western Parishes	Education	Yes	4	No	Macadam
315	Hutton Village Hall	Wester Parishes	Parish Council	Yes	2	No	Macadam

# CENTRAL LANCASHIRE PLAYING PITCH ASSESSMENT

---

## ***Floodlighting***

Floodlit courts enable use throughout the year and are identified by the LTA as being particularly key priority for growing participation nationally. The LTA report floodlights allow for a 35% increase in available courts time on an annual basis. In Central Lancashire, most clubs are serviced by some level of floodlit provision, with 51 floodlit courts existing across the three local authorities at the following sites:

### *Chorley*

- ◀ Chorley Cricket Club
- ◀ Rivington and Blackrod High School
- ◀ Coronation Recreation Ground
- ◀ Mawdesley Hall

### *Preston*

- ◀ Preston Sports Arena (UCLAN)
- ◀ Barton (Garstang)
- ◀ Woodplumpton & District Club
- ◀ Goosnargh Tennis Club
- ◀ Playfootball(Preston)
- ◀ Broughton & District Club
- ◀ Fulwood Tennis Club

### *South Ribble*

- ◀ Fox Lane Sports Club
- ◀ Penwortham Lawn Tennis Club
- ◀ Penwortham Priory Academy
- ◀ Lostock Hall Academy

There are three clubs not serviced by floodlit provision in Chorley (Croston TC, Withnell Fold Sports & Social and David Lloyd Club) and one club in South Ribble (Longton Memorial TC). All the clubs based in Preston have floodlit courts.

Croston TC (Chorley), Withnell Fold Sports & Social Club (Chorley) and Barton & Myerscough TC (Preston) all report currently exploring options to add floodlights to their current courts or refurbish existing floodlighting. Both Croston TC and Withnell Fold Sports & Social Club indicate they have applied for or received funding for such developments.

In comparison, floodlit provision at community accessible and educational courts is extremely limited. The LTA is currently working with Preston City Council to strategically assess its stock of courts and implement different ways in which they can be developed which includes the installation of floodlighting. It is also worth noting that the proportion of clubs in Central Lancashire offering pay and play opportunities is low. The extent to which such provision is open year round is infrequent and therefore access for non-club members is limited.

## ***Court type***

The majority of community available courts across Central Lancashire have a macadam surface (86%). The estimated lifespan of a macadam court is ten years, depending on levels of use and maintenance levels. To ensure courts can continue to be used beyond this time frame, it is recommended that a sinking fund is put into place for eventual refurbishment. The LTA reports that this should cost £1,200 a year per macadam court (which includes on-going maintenance costs). In comparison it indicates an approximate sinking fund of £1,800 needed to refurbish an artificial court surface or one floodlit macadam court.

## CENTRAL LANCASHIRE PLAYING PITCH ASSESSMENT

The remaining courts have an artificial grass surface (sand-based). Such provision generally allows for greater levels of access, especially during inclement weather spells, as well as requiring less frequent maintenance. Nevertheless, the cost of resurfacing the courts is more expensive despite the lifespan being similar.

### Quality

Following non-technical assessments, 46 community available courts are assessed as good quality, 37 as standard quality and 21 as poor quality across Central Lancashire.

Table 10.5: Summary of community available court quality

Local authority	Quality of community available tennis courts		
	Good	Standard	Poor
Chorley	25	11	1
Preston	17	8	11
South Ribble	4	18	9
<b>Total</b>	<b>46</b>	<b>37</b>	<b>21</b>

Poor quality courts are located at the following sites:

- ◀ Bretherton Recreation Ground (Chorley)
- ◀ Moor Park (Preston)
- ◀ Playfootball (Preston)
- ◀ Goosnargh Tennis Club (Preston)
- ◀ Hoole Village Memorial Hall (South Ribble)
- ◀ Hutton Playing Fields (South Ribble)
- ◀ Hutton Village Hall (South Ribble)

Generally, the poor quality courts suffer from a build-up of moss/lichen and limited maintenance which makes the courts slippery, whilst the ageing macadam surfaces have begun to break up in areas.

The LTA indicate the need to refurbish a court is based typically on its current quality. Good quality courts will need resurfacing in eight (plus) years, standard quality courts between four and seven years and poor quality courts within the next three years.

Throughout Central Lancashire, only one community club, Tulketh Community TC, reports accessing poor quality courts. The Club currently uses provision at Playfootball (Preston) and reports there are issues with floodlighting and limited amounts of maintenance on site leading to poor grip underfoot. In addition, there are often issues with litter and moss on the playing surface.

Goosnargh TC did not respond to consultation requests and therefore did not provide any information in regard to court quality at Goosnargh Tennis Club. The courts onsite are assessed as poor quality through non-technical assessments. Further consultation with Club is needed to understand its opinion on court quality.

## CENTRAL LANCASHIRE PLAYING PITCH ASSESSMENT

Table 10.6: Site by site quality ratings of community available courts

Site ID	Site name	Analysis area	No. of courts	Court type	Floodlit?	Court quality
<b>Chorley</b>						
174	Astley Park	Central	3	Macadam	No	Standard
191	Chorley Cricket Club	Central	5	Macadam	Yes	Good
199	Coronation Recreation Ground	Central	1	Macadam	Yes	Good
200	Croston Sports Club	Central	3	Macadam	No	Good
269	Rivington and Blackrod High School	Central	6	Macadam	Yes	Good
181	Brinscall Village Junior Football Club	East	2	Macadam	No	Standard
218	Hoghton Village Hall	East	2	Macadam	No	Standard
249	Withnell Fold Sports and Social Club	East	2	Macadam	No	Good
280	David Lloyd club (Chorley)	East	4	Macadam	No	Good
177	Bishop Rawstorne C of E Language College	West	4	Macadam	No	Standard
179	Bretherton Recreation Ground	West	1	Macadam	No	Poor
227	Mawdesley Hall	West	4	Artificial	Yes	Good
<b>Preston</b>						
286	Barton (Garstang)	North East	2	Macadam	Yes	Good
313	Fulwood Tennis Club	North East	4	Artificial	Yes	Good
314	Goosnargh Tennis Club	North East	2	Macadam	Yes	Poor
2	Ashton Community Science College	North West	4	Macadam	No	Standard
33	Haslam Park	North West	2	Macadam	No	Standard
59	Preston Sports Arena (UCLAN)	North West	4	Macadam	Yes	Good
80	Playfootball (Preston)	North West	3	Macadam	Yes	Poor
290	Broughton & District Club	North West	5	Macadam	Yes	Good
296	Woodplumpton & District Tennis Club	North West	2	Macadam	Yes	Good
3	Ashton Park	South	2	Macadam	No	Standard
48	Moor Park	South	6	Macadam	No	Poor
<b>South Ribble</b>						
120	Lostock Hall Academy	Central	4	Macadam	No	Standard
99	Fox Lane Sports Club	Leyland	2	Macadam	Yes	Good
			2		No	
137	Penwortham Girls High School	Penwortham	4	Macadam	No	Standard
256	Penwortham Priory Academy	Penwortham	3	Macadam	Yes	Standard
304	Hoole Village Memorial Hall	Penwortham	3	Macadam	No	Poor
305	Penwortham Lawn Tennis Club	Western Parishes	4	Artificial	Yes	Standard
			1		No	
45	Longton Victory Memorial Ground	Western Parishes	2	Macadam	No	Standard
109	Hutton Playing Field	Western Parishes	4	Macadam	No	Poor
315	Hutton Village Hall	Western Parishes	2	Macadam	No	Poor

## CENTRAL LANCASHIRE PLAYING PITCH ASSESSMENT

---

It should be noted that all courts which are unavailable for community use, across Central Lancashire, are located at school sites. Many of the courts unavailable for community use are poor quality with schools reporting they are often unsafe and only used as recreational spaces for curricular and extracurricular purposes. The quality of the courts in turn gives schools a perceived notion they will have no external demand and therefore schools limit any potential community access. This is further compounded as the majority of educational stakeholders indicate they cannot improve court quality and explore growing community accessibility due to financial constraints.

A potential solution for this issue is to explore using technology such as gate accessing systems (Clubspark) accompanied with online booking systems. Installation of these technologies would create a seamless customer experience whilst enabling the promotion of the courts. In addition, this would allow for usage to be tracked whilst generating revenue to contribute to a sinking fund for refurbishments.

### *Transforming British Tennis Together (TBTT)*

In 2017 the LTA introduced its largest funding initiative, Transforming British Tennis Together, to make courts across the country more usable and accessible to everyone in the next ten years. It has committed £125 million to improve community facilities and plans to unlock a further £125 million through match funding. The funding will focus on addressing identified barriers to play such as bad light or inclement weather through floodlighting and covers. Access systems and online booking (linked to Clubspark) will address outdated and unclear customer journeys to court. Investment from the TBTT will transform facilities by working with clubs, parks, community venues and education sites.

### **Ancillary provision**

The changing provision servicing the majority of clubs is assessed as good or standard quality, with only three clubs (Withnell Fold Sports and Social Club, Tulketh Community TC and Leyland TC) deemed to be serviced by poor quality facilities.

Withnell Fold Sports and Social Club (Chorley) indicate ancillary facilities have gradually deteriorated over a number of years and are in need of refurbishment and modernisation, however, the Club has limited funds available to make the required improvements.

Tulketh Community TC (Preston) reports the facilities at Playfootball (Preston) are inadequate for the amount of people using them. The Club states if it had access to better clubhouse provision it would be able to increase participation at both a senior and junior age.

Ancillary facilities used by Leyland TC (South Ribble) at Fox Lane Sports Club are basic having been installed the 1970s. The Club concludes that the poor quality of these amenities is negatively affecting it attracting new members. As a result, the Club, as part of the wider Fox Lane Sports Club, is actively searching for grant funding to refurbish the clubhouse.

For non-club courts, the ancillary provision is generally considered to be problematic. Some offer changing facilities but are of a poor quality, whilst other sites either do not provide changing facilities or provide them too far away from courts to be used. Often, the facilities predominately service football and cricket pitch users and therefore are not readily available or suited to tennis court users. Insight from the LTA indicates good quality auxiliary facilities such as toilets, changing rooms and cafes encourage players to visit community available provision and stay for extended periods of time. Therefore, a potential way to increase usage of such provision would be to invest and sustain suitable ancillary amenities.

## CENTRAL LANCASHIRE PLAYING PITCH ASSESSMENT

### 10.3: Demand

There are 16 tennis clubs in Central Lancashire with six located in Chorley, seven in Preston and three in South Ribble. Of the 11 that responded to consultation and provided membership figures, there is a combined membership equates to 1,094 members, which is derived from 358 from the local authority of Chorley, 450 from Preston and 286 from South Ribble.

Table 10.7: Summary of club membership

Name of club	Number of members		
	Seniors	Juniors	Total
<b>Chorley</b>			
Chorley TC	75	25	<b>100</b>
Croston TC	50	20	<b>70</b>
David Lloyd Club	<i>Unknown</i>		
Hoghton Family TC	<i>Unknown</i>		
Mawdesley TC	70	100	<b>170</b>
Withnell Fold Sports & Social Club	12	6	<b>18</b>
		<b>Total</b>	<b>358</b>
<b>Preston</b>			
Barton & Myerscough TC	42	2	<b>44</b>
Broughton & District Club	140	40	<b>180</b>
Fulwood TC	110	20	<b>130</b>
Goosnargh TC	-	-	<b>41</b>
Springfields TC	<i>Unknown</i>		
Tulketh Community TC	<i>Unknown</i>		
Woodplumpton TC	40	15	<b>55</b>
		<b>Total</b>	<b>450</b>
<b>South Ribble</b>			
Leyland TC	-	-	<b>88</b>
Longton Memorial TC	-	-	<b>58</b>
Penwortham TC	90	50	<b>140</b>
		<b>Total</b>	<b>286</b>
<b>Central Lancashire</b>			<b>1,094</b>

No membership data was gathered through consultation for David Lloyd Club (Chorley), or Tulketh Community TC, whereas, Hoghton Family TC and Springfields TC are not affiliated with the LTA so no membership data was available.

Demand on community available council courts throughout the three local authorities is unavailable as all provision has an open access policy. The LTA indicates it is actively working with the individual Preston City Council in exploring the opportunity of utilising systems such as Clubspark in order to provide accurate usage information and an easier customer journey. In addition it reports it is open to working with both Chorley and South Ribble councils to develop their community available provision.



# CENTRAL LANCASHIRE PLAYING PITCH ASSESSMENT

## Participation trends

The table below identifies the participation trends for clubs across Central Lancashire over the previous five years at both a senior and junior age group, where indicated through consultation.

Table 10.8: Club participation trends across Central Lancashire

Name of club	Participation trend of the previous five years	
	Seniors	Juniors
<b>Chorley</b>		
Chorley TC	Stayed the same	Decreased
Croston TC	Increased	Stayed the same
Mawdesley TC	Increased	Increased
Withnell Fold Sports & Social Club	Decreased	Stayed the same
<b>Preston</b>		
Barton & Myerscough TC	Decreased	Decreased
Broughton & District Club	Decreased	Decreased
Fulwood TC	Stayed the same	Decreased
Tulketh Community TC	Stayed the same	Stayed the same
Woodplumpton TC	Increased	Increased
<b>South Ribble</b>		
Leyland TC	Decreased	Decreased
Penwortham TC	Stayed the same	Decreased

Across Central Lancashire most clubs (72%) report senior participation has either decreased or remained stagnant over the previous five years with only three clubs (Croston TC, Mawdesley TC and Woodplumpton TC) stating an increase.

Similarly, the majority of clubs (nine or 81%) report junior membership has reduced or stayed the same. Only two clubs, Mawdesley TC and Woodplumpton TC, report an increase at junior level.

## Latent demand

Sport England's Market Segmentation Tool<sup>27</sup> enables an analysis of 'the percentage of adults that would like to participate in tennis within Central Lancashire but are not currently doing so'.

### Chorley

The tool identifies latent demand of 1,981 people, 251 (12.7%) of which are within the segment 'Tim – settling down males'.

### Preston

The tool identifies latent demand of 2,538 people, 305 (12%) of which are within the segment 'Leanne – supportive singles'.

<sup>27</sup> See Appendix 2

# CENTRAL LANCASHIRE PLAYING PITCH ASSESSMENT

## South Ribble

The tool identifies latent demand of 2,034 people, 263 (12.9%) of which are within the segment 'Tim – settling down males'.

Latent demand across the three local authorities is actually higher than current levels of active participation. This suggests that there is a large body of players that would like to play if a number of barriers were addressed. LTA insight suggests that 18% of the five million players that pick up a racket nationally each year would play more often if key barriers such as poor promotion of opportunities to get on court, unclear booking journeys (especially those that are 'off line') and low quality facilities were addressed. Therefore, there is a potential opportunity to work with the three local authorities in Central Lancashire to address these barriers amongst council operated sites, whilst also bettering understanding of court usage at these sites.

Notwithstanding the above, none of the tennis clubs in Central Lancashire that responded to consultation requests report that they are at capacity, with all clubs willing to accept new members. As such, it is considered that anyone within the three local authorities that would like to start participating could do so at the clubs and courts already in existence.

### Future demand

Of the clubs which responded to consultation, seven indicate plans to increase membership, equating to an additional 140 junior and 140 senior members.

Table 10.9: Potential future demand identified by clubs

Club	Senior future demand	Junior future demand	Total future demand
<b>Chorley</b>			
Chorley TC	20	20	<b>40</b>
Croston TC	10	10	<b>20</b>
Withnell Fold Sports & Social Club	10	15	<b>25</b>
<b>Preston</b>			
Barton & Myerscough TC	10	10	<b>20</b>
Broughton & District Club	60	55	<b>115</b>
Woodplumpton TC	10	10	<b>20</b>
<b>South Ribble</b>			
Leyland TC	20	20	<b>40</b>
<b>Central Lancashire</b>			
	<b>140</b>	<b>140</b>	<b>280</b>

It is important to note that club aspirational future demand cannot account for specific targeted development work within certain areas or focused towards certain groups, such as NGB initiatives such as Parks tennis, Tennis for Kids, Tennis for Free or the Great British Tennis Weekend. These programmes can be implemented throughout Central Lancashire in order to access the substantial amounts of identified latent demand.

# CENTRAL LANCASHIRE PLAYING PITCH ASSESSMENT

---

## ***Parks tennis***

Parks tennis leagues are less formal in comparison to established club play, offering greater flexibility and an opportunity for all abilities to engage in competition at local venues. The leagues are run by Local Tennis Leagues which affiliates to the LTA and are available to all aged 18 years and above, with administration and support based online. Players are organised into mixed sex leagues of eight based on similar ability levels, with matches arranged between the two players at whatever time and court is agreed. The flexibility of play is conducive to the use of park sites which are typically more easily accessible.

The LTA reports that it has capacity to explore the opportunity of launching Park Tennis Leagues with each individual local authority. Whilst not essential, Park Tennis Leagues has been found to work well alongside an online booking system, enabling players to reserve their courts to ensure fixtures can regularly occur.

## ***Tennis for Kids<sup>28</sup>***

Tennis for Kids is a six week coaching offer for children that have never played tennis before and is identified as a priority by the LTA. For £25, kids get six weeks coaching by an LTA Accredited coach, along with a free racket, pack of balls and personalised t-shirt so that they can continue playing. To date nearly 25,000 kids have participated in the Tennis for Kids programme this year.

## ***Tennis for Free<sup>29</sup>***

Tennis for Free is a community sports charity that work in partnership with the LTA. The charity delivers free, fully inclusive weekly coaching sessions for all ages and abilities in local communities across the UK, especially those in low income areas. Tennis For Free offer a package for local authorities and court operators that includes financial support for local LTA Accredited coaches to deliver the sessions, tennis equipment for attendees and coaches and promotional support. Sessions are typically delivered across three courts, although the charity have recently launched 'Tennis for Free Lite', to unlock the large number of two court community venues that could benefit from the offer. Through its offer it aims to:

- ◀ Reinvigorate under-used public facilities
- ◀ Make tennis a sport for all
- ◀ Make tennis more financially accessible in the UK
- ◀ Improve the physical and mental wellbeing of local communities through tennis.

## ***Great British Tennis Weekend<sup>30</sup>***

The Great British Tennis Weekend (GBTW) is an LTA initiative which all registered venues can access. Clubs have the ability to sign up to host a GBTW open day, which are free of charge, and create a relaxed and welcoming environment for those new to tennis to participate. This in turn can potentially lead to the clubs attracting new members.

---

<sup>28</sup> <https://clubspark.lta.org.uk/tennisforkids>

<sup>29</sup> <https://www.tennisforfree.com/index.php>

<sup>30</sup> [www.lta.org.uk/gbtw](http://www.lta.org.uk/gbtw).

## CENTRAL LANCASHIRE PLAYING PITCH ASSESSMENT

---

The LTA hosts two dedicated GBTWs a year which are the UK's biggest public tennis event. Venues are able to run additional events outside these dates and will benefit from their events being promoted on the national LTA campaign website. All clubs running a GBTW Open Day are asked to promote a follow on offer to all attendees, such as a reduced rate introductory membership or a number of free coaching sessions, to encourage people to continue playing after the event.

### ***Informal tennis***

It is considered that all courts in Central Lancashire that are not accessed by clubs have spare capacity for a growth in demand, although this is difficult to quantify as use is not recorded at every site due to many being open access. The venue management software Clubspark, developed by Sportslabs in partnership with the LTA, could be explored at education and park times in order to track court usage.

### ***LTA Clubspark Programme***

LTA insight has identified unclear, lengthy or analogue booking journeys to be a significant barrier to people getting on court more often. As a result, it has recently developed a venue management system called Clubspark in order to improve the customer journey for people wanting to get on court at a club, community and education sites.

Instead of providing open access, an online booking system (Clubspark) allows members and Pay & Play users (where relevant) access through the use of a fob or access code system via electronic gates. Not only does this deter misuse use of courts but it also allows genuine tennis participation to be more effectively tracked and monitored, thus providing data on how well and how often courts are being accessed and used. This online booking system sends an automated email as evidence as part of a self-policing system for managing court bookings.

Nationally, the LTA reports that in 2018 over 3,000 people had an active accounts held on Clubspark with a total of 1,200,000 individuals on the programmes database. In addition, class bookings through Clubspark where 2,500,000 and individual court bookings equalled 625,000 people. Another advantage of securing access is to make tennis courts revenue generating rather than open access, with the income generation forming a sinking fund for the repair and eventual resurfacing of the courts at each site, thus making courts more sustainable in the long-term.

Preston City Council reports, as part of phased improvement scheme, it has plans to enhance the quality of sporting provision at Moor Park, which included tennis courts. Any potential funding from the Council, in regard to tennis provision, across the City should be discussed with the LTA as it could benefit from the implementation of the Clubspark fob access system.

### ***Pay and play***

All clubs are asked to provide information in regard to whether it is available for pay and play when they register with the LTA which takes place on an annual basis as summarised below.

*Table 10.10: Summary of Central Lancashire tennis club pay and play offering*

<b>Name of club</b>	<b>Pay and play offered?</b>
<b>Chorley</b>	
Chorley TC	Yes
Croston TC	No
David Lloyd Club	No

## CENTRAL LANCASHIRE PLAYING PITCH ASSESSMENT

Name of club	Pay and play offered?
Hoghton Family TC	No
Mawdesley TC	Yes
Withnell Fold Sports & Social Club	Yes
<b>Total</b>	<b>3/6 (50%)</b>
<b>Preston</b>	
Barton & Myerscough TC	Yes
Broughton & District Club	Yes
Fulwood TC	No
Goosnargh TC	Yes
Springfields TC <sup>31</sup>	No
Tulketh Community TC	No
Woodplumpton TC	No
<b>Total</b>	<b>3/7 (43%)</b>
<b>South Ribble</b>	
Leyland TC	No
Longton Memorial TC	Yes
Penwortham TC	No
<b>Total</b>	<b>1/3 (33%)</b>
<b>Central Lancashire</b>	
	<b>7/16 (44%)</b>

The pay and play information outlined in Table 10:10 is based on the information provided by each club annually at the point of LTA Registration. It is featured on the LTA's Find a Court Tool, typically used by non-club members to identify local opportunities to play. The LTA strongly encourage tennis clubs to ensure that this information is kept up to date.

It should be noted that clubs which offer pay and play tennis can generate additional income and usage of its courts.

### 10.4: Supply and demand analysis

The LTA suggests that a non-floodlit hard court can accommodate 40 members whereas a floodlit hard court can accommodate 60 members. For air domed courts, membership of 100 is considered applicable and permanent indoor courts can accommodate 200 members. It should be noted that the abovementioned figures relate to LTA viability guidelines for clubs and are not the maximum capacity. The figure relates to what most clubs, based on the level of provision, would find sustainable.

Using these figures, the table overleaf analyses whether or not courts currently in use by clubs are sufficient to meet both current and future demand.

Table 10.11: Summary of supply and demand

Club name	Site ID	Site name	Current demand	Future demand	Site capacity	Capacity rating
<b>Chorley</b>						
Chorley TC	191	Chorley Cricket Club	100	40	300	160

<sup>31</sup> Although Springfield TC does not offer pay and play its home venue of Preston Sports Arena (UCLAN) does actively promote the opportunity for people to book a court.

## CENTRAL LANCASHIRE PLAYING PITCH ASSESSMENT

Club name	Site ID	Site name	Current demand	Future demand	Site capacity	Capacity rating
Croston TC	200	Croston Sports Club	70	20	120	30
David Lloyd Club	280	David Lloyd Club	<i>Unknown</i>		1,560	<i>Unknown</i>
Hoghton Family TC	218	Hoghton Village Hall	<i>Unknown</i>		80	<i>Unknown</i>
Mawdesley TC	227	Mawdesley Hall	170	-	240	70
Withnell Fold Sports & Social Club	249	Withnell Fold Sports and Social Club	18	25	80	37
<b>Preston</b>						
Barton & Myerscough TC	286	Barton (Garstang)	44	20	120	56
Broughton & District Club	290	Broughton & District Club	180	115	300	5
Fulwood TC	313	Fulwood Tennis Club	130	-	240	110
Goosnargh TC	314	Goosnargh Tennis Club	41	-	120	79
Springfields TC	59	Preston Sports Arena (UCLAN)	<i>Unknown</i>		240	<i>Unknown</i>
Tulketh Community TC	80	Playfootball (Preston)	<i>Unknown</i>		180	<i>Unknown</i>
Woodplumpton TC	296	Woodplumpton & District Tennis Club	55	20	120	45
<b>South Ribble</b>						
Leyland TC	99	Fox Lane Sports Club	88	40	200	72
Longton Memorial TC	45	Longton Victory Memorial Ground	58	-	80	22
Penwortham TC	305	Penwortham Lawn Tennis Club	140	-	280	140

As seen in the table above, there is a sufficient supply of courts at all club sites across Central Lancashire; however, there is a need for further exploration in regard to the four sites where clubs have either not responded to consultation requests or not provided club membership figures; David Lloyd Club (Chorley), Hoghton Village Hall (Chorley), Preston Sports Arena (Preston) and Playfootball (Preston). In addition, there is a need to assist clubs with any development plans regarding court quality and ancillary facilities. Club courts which are not available for pay and play should consider allowing casual use to maximise spare capacity and generate additional income.

All remaining publicly available non-club courts are deemed to have spare capacity. When this is accompanied by the substantial amount of expressed latent demand there is a clear need to actualise further usage of these courts. Therefore, the focus should be on improving court quality as well as providing a smoother booking system for potential users which can be achieved through programmes such as Clubspark. LTA initiatives such as Tennis for Kids, Tennis for Free and the Great British Tennis Weekend can also be used by the three councils at these sites to encourage the increase of tennis participation.

# CENTRAL LANCASHIRE PLAYING PITCH ASSESSMENT

---

## Tennis summary

- ◀ **Although there is a sufficient supply of courts at all club sites across Central Lancashire; there is a need to utilise the spare capacity on non-club community available courts to actualise substantial amounts of latent demand. Therefore the focus should be on improving court quality as well as providing a smoother booking system for potential users which can be achieved through programmes such as Clubspark**
- ◀ There are 156 tennis courts identified in Central Lancashire across 45 sites, with 104 courts available for community use across 31 sites.
- ◀ There are 13 permanent indoor courts in Central Lancashire with seven located at David Lloyd Club (Chorley) and six located at South Ribble Tennis & Fitness Centre (South Ribble).
- ◀ Preston City Council report it is in the process of creating additional courts at Frenchwood Recreation Ground and Haslam Park. In addition Mawdesley TC (Chorley) and Broughton & District Club (Preston) have ambitions for further courts at their home venues.
- ◀ None of the responding clubs' express concerns with regards to security of tenure. In principle, all clubs are happy with the agreements currently in place, whether that is through ownership, an annual rental agreement or a long-term lease arrangement.
- ◀ There are 33 community available courts located at education sites within Central Lancashire, however, the LTA report some school's pricing structures for hiring provision is too high and is acting as a deterrent for community users resulting in limited usage.
- ◀ There are three clubs not serviced by floodlit provision in Chorley (Croston TC, Withnell Fold Sports & Social and David Lloyd Club) and one club in South Ribble (Longton Memorial TC).
- ◀ Floodlit provision at community accessible and educational courts is extremely limited.
- ◀ Croston TC (Chorley), Withnell Fold Sports & Social Club (Chorley) and Barton & Myerscough TC (Preston) all report currently exploring options to add floodlights to their current courts or refurbish existing floodlighting.
- ◀ The majority of community available courts across Central Lancashire have a macadam surface (86%) with the remaining supply of courts having an artificial surface.
- ◀ Following non-technical assessments, 46 community available courts are assessed as good quality, 37 as standard quality and 21 as poor quality across Central Lancashire
- ◀ The changing provision servicing the majority of clubs is assessed as good or standard quality, with only three clubs (Withnell Fold Sports and Social Club, Tulketh Community TC and Leyland TC) deemed to be serviced by poor quality facilities.
- ◀ There are 16 tennis clubs in Central Lancashire with six located in Chorley, seven in Preston and three in South Ribble.
- ◀ Of the 11 that responded to consultation and provided membership figures, there is a combined membership equates to 1,094 members, which is derived from 358 from the local authority of Chorley, 450 from Preston and 286 from South Ribble.
- ◀ Sport England's market segmentation tool identifies latent demand of 6,553 across Central Lancashire that would like to participate in tennis but are not currently doing so. Latent demand across the three local authorities is actually higher than current levels of active participation. This suggests that there is a large body of players that would like to play if a number of barriers were addressed.
- ◀ Of the clubs which responded to consultation, seven indicate plans to increase membership, equating to an additional 140 junior and 140 senior members.
- ◀ The majority of clubs across central Lancashire do not actively offer Pay and Play at their venues. Pay & Play can support club sustainability efforts by generating an additional income stream and increasing court usage
- ◀ Pay and play information is provided by each club annually at the point of LTA Registration. It is featured on the LTA's Find a Court Tool, typically used by non-club members to identify local opportunities to play. The LTA report that this information is often outdated. They strongly encourage tennis clubs to ensure that this information is kept up to date.

# CENTRAL LANCASHIRE PLAYING PITCH ASSESSMENT

---

## PART 11: ATHLETICS

### 11.1: Introduction

Athletics is administered across the United Kingdom by UK Athletics, including responsibility for developing and implementing the rules and regulations of the sport, anti-doping protocol, health and safety, facilities and welfare, training and coach education and permitting and licensing.

Locally, the sport is governed through England Athletics via a team consisting of an area manager and coach/club support officers. However, England Athletics is due to re-structure in the near future and will no longer have area managers or club coach co-ordinators. Instead, it will have one Club Support Manager for various areas, with 12 existing across the Country.

#### ***Consultation***

There are two athletics club within Central Lancashire; Chorley Athletics and Triathlon Club (Chorley) and Preston Harriers (Preston). The former club was met with face to face, whereas, Preston Harriers took part in a telephone consultation.

### 11.2: Supply

There is one athletics track in Central Lancashire, which is located in Preston at Preston Sports Arena (UCLAN). There are no athletics facilities in either Chorley or South Ribble.

The facility at Preston Sports Arena (UCLAN) is an eight lane, 400m track that is fully floodlit. As well as track disciplines, the site also caters for all field events including throwing events and jumping events, with a throwing cage, a dedicated high jump area and sand pits for long jump and triple jump.

#### ***Ownership/management***

Preston Sports Arena (UCLAN) is owned and managed by the University of Central Lancashire. It is then rented annually by Preston Harriers on an annual basis throughout the year.

#### ***Quality***

The track at Preston Sports Arena is assessed as standard quality. Whilst the track has visible lane markings, adequate fencing and is regularly cleaned; there is evidence of wear and tear through general use. This is; however, unsurprising given that the fact it is the original surface which was laid in 2000. Preston Harriers reports the track is in need of a resurfacing in the near future.

#### ***Ancillary provision***

Preston Harriers reports that it can use changing facilities at Preston Sports Arena (UCLAN), however, there is no clubhouse facility on the site.

The Club would like to access kitchen facilities for parents during training sessions. In addition, it specifies there is no spectator seating or shelter for people to use and the car parking onsite can be too small for a multi-sport venue, especially at peak periods.



## CENTRAL LANCASHIRE PLAYING PITCH ASSESSMENT

---

### 11.3: Demand

Central Lancashire has two athletics club; Chorley Athletics and Triathlon Club and Preston Harriers. In addition, there are several prominent running clubs participating within the Central Lancashire and numerous events being held such as Parkrun, Junior Parkrun and RunTogether groups.

#### ***Chorley***

##### *Chorley Athletics and Triathlon Club*

Chorley Athletics and Triathlon Club currently has a total of 396 members. The Club is accessing a 400 metre grass track at St Michael's CE High School (Chorley – East) as there are no purpose built athletics facilities within the local authority. It reports the grass track at the School is poor quality and will often become unusable throughout the winter period due to drainage issues. In addition, it reports the track is occasionally incorrectly marked and can measure more than the required 400 metres. When the track at St Michael's CE High School become unusable the Club is forced to export its demand to Preston (Preston Sports Arena – UCLAN) or Bolton (Bolton Arena) to use dedicated athletic tracks.

Membership has increased at the Club at a junior and senior age group over the last three years with it indicating a waiting list of approximately 250 junior members. As a result it has no immediate plans to actively increase participation.

The Club has aspirations to develop an athletics facility within Chorley to meet its substantial demand and to accommodate its waiting list. Due to aforementioned issues regarding the grass track at St Michael's CE High School during the winter, any facility to be developed would need to be accessible throughout the year.

##### *Running clubs*

Furthermore, there are two prominent running groups operating within Chorley which are Chorley Runners and Lions Running Community both of which are RunTogether registered. Each club offers free, regular scheduled running sessions suitable for runners of all abilities. Chorley Runners is based at Astley Park and hosts runs on Mondays, Wednesdays, Thursdays and Saturdays, whereas, Lions Running Community uses The Golden Lion Public House (Higher Wheelton) and has two main runs held on Mondays and Wednesdays.

#### ***Preston***

##### *Preston Harriers*

Preston Harriers is the largest athletics club in Central Lancashire with 650 members of which approximately 300 are track and field athletes. The Club rents the track at Preston Sports Arena (UCLAN) from the University four nights a week during the summer and three times a week throughout the winter.

The Club report membership at both a senior and junior level has remained static over the previous five years and states this is due to it needing to access more provision as it is using Preston Sports Arena (UCLAN) to its capacity. Therefore, until it can access additional provision, it will not be able to grow. This has resulted in it having a current waiting list of 45 people.

## CENTRAL LANCASHIRE PLAYING PITCH ASSESSMENT

---

As part of its development plan it states a need to find a winter training venue for field events, as this is unavailable at Preston Sports Arena throughout October to March, as the grass area in the centre of the track is used for football and rugby league. Also it would like to find a secondary venue to accommodate future and latent demand.

### *Red Rose Road Runners*

Red Rose Road Runners is a friendly and sociable running club based in Preston and the South Ribble areas. The Club offers a relaxed environment enabling you to improve running abilities with a variety of different types of training and events. As well as road running it also participates in cross country, trail, off-road and fell running. Events take place weekdays at take place across various venues across the two local authorities.

### **South Ribble**

There are no current dedicated athletics clubs in the sense of track and field within South Ribble, however, there is a devoted running club called South Ribble Runners.

### *South Ribble Runners*

South Ribble Runners was established in 2009 and since then has seen an increase in participation with a total of approximately 200 members. The Club offers support and encourages women to get involved in running. Each year it hosts a beginner group session as a way to introduce new members to the club. It hosts sessions Tuesday, Wednesday and Thursdays and Leyland Leisure Centre.

### **Parkrun**

Parkrun is a series of weekly five kilometre (k) runs held on Saturday mornings in areas of parks and open space across 850 locations in 12 countries including the UK. They are open to all, free, and are safe and easy to take part in. Parkrun events are all ability runs open to all aged 14 years and older, whilst there are shorter 2k Junior Parkrun events available on Sunday mornings for runners aged four to fourteen years old. In order to take part, runners must first register online in order to receive a printed barcode which gives them access to all Parkrun events.

Parkrun actively promotes local clubs as part of its weekly events in order to advertise them to runners who may potentially be interested in joining a club, whilst approximately 10% of current Parkrun participants are already associated to running clubs. It is common for local clubs to also support Parkrun events through volunteering.

### *Chorley*

At present, there is one Parkrun event in Chorley every week which takes place at Cuerdan Valley. It has taken place 249 times since its inception, attracting a total of 5,474 runners and an average of 143 runners. Its biggest attendance to date is 259. There are no junior Parkrun events in the local authority.

### *Preston*

In regard to Preston, there is one Parkrun event in every week which takes place at Avenham and Miller parks. It has taken place 304 times since its inception, attracting a total of 8,662 runners and an average of 223 runners. Its biggest attendance to date is 464.

## CENTRAL LANCASHIRE PLAYING PITCH ASSESSMENT

---

There is a junior Parkrun event in Preston located at Avenham Park. This is the only junior event in Central Lancashire. In total it has occurred 85 times drawing in 3,952 since its inception. On average there are 46 runners which take place in the event with its highest attendance to date being 95.

### *South Ribble*

There are no current Parkrun or Junior Parkrun events currently taking place within South Ribble. The nearest events are those at aforementioned Cuerdan Valley (Chorley) and Avenham and Miller Parks (Preston).

### **Couch to 5k**

Couch to 5k is a national health initiative promoted by the National Health Service (NHS) to encourage absolute beginners get into running as part of establishing and maintaining an active and healthy lifestyle including regular exercise. The plan consists of three runs per week and a day of rest in between, with a different schedule for each of the nine weeks to completion. It starts with a mix of running and walking, to gradually build up fitness and stamina, in order to create realistic expectations and a sense of achievability to encourage participants to stick with it. The end goal of the plan is for the participant to be able to run 5k.

Through the Couch to 5k plan the NHS particularly promotes the health benefits of running and regular exercise which underpin the initiative, such as improved heart and lung health, weight loss and possible increases in bone density which can help protect against bone diseases such as osteoporosis. This also includes mental benefits of running through goal setting and challenge setting, which can help boost confidence and self-belief. Furthermore, running regularly has been linked to combating depression.

It is believed that an increase in people running through the Couch to 5k plan may increase interest and possibly have a knock-on effect leading to increased demand at running groups and clubs as people may wish to continue develop their running further.

### **RunTogether**

RunTogether is an official England Athletics recreational running project which aims to get the whole nation running. The role of RunTogether is to provide enjoyable, supportive and inclusive running opportunities across England in the form of set routes, running groups and access to programmes such as Find a Guide and Mental Health Ambassadors.

In Central Lancashire, Chorley Runners and Lions Running Community are both registered RunTogether groups.

### **Future demand**

England Athletics reports that there is generally a current growth being experienced in relation to athletics and running. In addition, it is to be expected that the popularity of the Parkrun events and Race for Life event, as well as demand for RunTogether groups, will increase in the future following national trends.

Sport England's Market Segmentation Tool enables an analysis of 'the percentage of adults that would like to participate in athletics within Central Lancashire but are not currently doing so'.

# CENTRAL LANCASHIRE PLAYING PITCH ASSESSMENT

---

## *Chorley*

The tool identifies latent demand of 2,293 people, 331 (14.4%) of which are within the segment 'Tim – settling down males'.

## *Preston*

The tool identifies latent demand of 3,022 people, 412 (13.6%) of which are within the segment 'Leanne – supportive singles'.

## *South Ribble*

The tool identifies latent demand of 2,353 people, 347 (14.7%) of which are within the segment 'Tim – settling down males'.

### **11.4: Supply and demand analysis**

It is considered that in order for an athletics track to be sustainable, nationally, a club membership of 200 is recommended by UKA<sup>32</sup>; however, a number of other factors should also be considered such as club fees, track rates, income from other sports and track operation costs. Further to this, EA would also recommend a multi sport use of a track to sustain the facility.

As Preston Harriers is operating above this threshold with 650 members (300 solely track and field), the track at Preston Sports Arena (UCLAN) requires protection although there is a recognised need to resurface the track in the near future.

Current and latent demand identified from Chorley Athletics and Triathlon Club (396 members) accompanied with Preston Harriers aspirations to utilise a secondary venue for its latent demand highlights a strategic need for a purpose-built athletics facility within Chorley. Further consultation with both clubs, in particular, Chorley Athletics and Triathlon Club, is necessary to gain an understanding of the specific requirements and facilities needed to enable the growth of both clubs.

In addition to the tracks, precedence should be placed on sustaining and increasing the popularity of the numerous running events taking place within Central Lancashire as well as exploring the growth of initiatives such as RunTogether groups.

---

<sup>32</sup> Source: UKA Facilities Strategy recommends that Regional Outdoor Competition Venues should have a strong anchor performance club (i.e. 200+ track and field members).

## CENTRAL LANCASHIRE PLAYING PITCH ASSESSMENT

---

### Athletics summary

- ◀ **There is a need to protect the track located at Preston Sports Arena (UCLAN) with a need to resurface within the near future.**
- ◀ **Current and latent demand identified from Chorley Athletics and Triathlon Club (396 members) accompanied with Preston Harriers aspirations to utilise a secondary venue for its latent demand highlights a strategic need for a purpose-built athletics facility within the local authority of Chorley.**
- ◀ There is currently one athletics track in Central Lancashire which is located in the local authority of Preston at Preston Sports Arena (UCLAN). This is owned and managed by the University of Central Lancashire.
- ◀ The track at Preston Sports Arena is assessed as standard quality. Whilst the track has visible lane markings, adequate fencing and is regularly cleaned; there is evidence of wear and tear through general use.
- ◀ There are two athletics clubs across Central Lancashire Chorley Athletics and Triathlon Club (396 members) and Preston Harriers (650 members). There are no athletics club in South Ribble. The Club currently uses a grass athletics track located at St Michael's CE High School.
- ◀ Chorley Athletics and Triathlon Club report aspirations to develop an athletics facility within Chorley to meet its substantial demand and to accommodate its waiting list.
- ◀ Preston Harriers indicate a need for a winter training venue for field events and access to a secondary venue to accommodate future and latent demand. The Club currently rents the use of the track at Preston Sports Arena (UCLAN).
- ◀ There are park runs located at Cuerdan Valley (Chorley) and Avenham and Miller parks (Preston).
- ◀ In Central Lancashire Chorley Runners, Lions Running Community is a registered RunTogether group.
- ◀ Sport England's Segmentation Tool identifies latent demand of 7,668 across Central Lancashire of those which would like to participate in athletics but are not currently doing so.

# CENTRAL LANCASHIRE PLAYING PITCH ASSESSMENT

---

## PART 12: CYCLING

### 12.1: Introduction

British Cycling is the national governing body for all forms of cycling. It oversees six sporting disciplines, with each having a dedicated facility type:

- ◀ Track cycling – Velodrome
- ◀ Road cycling – Closed Road Circuits
- ◀ Mountain Bike – Trails
- ◀ BMX – Race/Pump tracks
- ◀ Cycle Speedway – Cycle speedway tracks
- ◀ Cyclocross – non-dedicated, non-permanent venues

It should be noted that mountain bike trails rely on countryside and green infrastructure such as bridleways. These are covered in greater detail within the Central Lancashire Open Space Study.

British Cycling aids in the development of all six formats, helping to safeguard those that wish to participate in a competitive and compelling environment. The popularity of cycling has increased since elite sporting success in the Olympics, Paralympics and major championships.

Preston City Council has developed a Cycling Strategy to commit to improving the conditions for cyclists, both on and off road throughout the city. It plans on achieving this through enhancing the following eight aims and mechanisms; cycling routes, safety, accessibility, security, time, weather (suitable facilities), topography & effort and social acceptability.

### Consultation

Only Preston Pirates BMX Club and Ribble Valley Junior Cycling Club responded to consultation requests with information gathered used to detail this section. Information was also gathered via the British Cycling website.

### 12.2: Supply

#### *Chorley*

A new pump track has been created in 2018 at Harpers Lane Recreation. This will service demand for BMX and scooters in the surrounding local community.

#### *Preston*

There are two dedicated cycling facilities within the local authority of Preston. There is a BMX track located at Fishwick Recreation Ground (London Road) and a closed road cycling circuit at Preston Sports Arena (UCLAN).

#### *South Ribble*

There is a stone BMX Pump Track located at Much Hoole Playing Field which is managed by Much Hoole Parish Council. The facility is used recreationally by the local community and was developed for families and young children.

# CENTRAL LANCASHIRE PLAYING PITCH ASSESSMENT

## 12.3: Demand

The table overleaf identifies British Cycling affiliated clubs and triathlon clubs operating within Central Lancashire. The majority of these clubs are road racing and therefore access cycle pathways, the closed road circuit at Preston Sports Arena (UCLAN) or roads across the three local authorities. The exception to this is Preston Pirates BMX Club which uses the dedicated BMX track in Preston located at Fishwick Recreation Ground.

Table 12.1: Summary of cycling demand across Central Lancashire (where known)

Club name	Club type	Club members	Affiliation status
<b>Chorley</b>			
Croston Velo	Club	102	Active
Mid Lancs BMX	Accredited Go Ride	166	Active
Chorley Cycling Club	Accredited Go Ride	234	Active
Chorley Athletics and Triathlon Club	-	396	-
<b>Preston</b>			
Rabracing	Club	6	Active
Springfield Financial Racing Team	Club/Commercial	30	Active
Preston Pirate BMX Club	Accredited Go Ride	220	Active
Hoppers Rollers (Preston Grasshoppers)	Club	62	Active
Red Rose Olympic CC	Accredited Go Ride	65	Active
Preston Wheelers	Club	34	Active
<b>South Ribble</b>			
Factory Double Cross UK	Club / Commercial	11	Active
Ribble Valley Junior Cycling Club	Club	50-75 active members	Active
Chase RV BMX	Club / Commercial	34	Active
CT Cycling Club	Club	27	Active

### *Preston Pirates BMX Club (Preston)*

The Club has approximately 220 members and has seen an increase in demand over the previous three years. It reports it has increased so rapidly it has split into separate sections in order to extend coaching sessions throughout the week.

It licences the use of the BMX Track at Fishwick Recreation Ground (London Road) from Preston City Council. The track itself is tarmac and maintained by the Club with assistance from the Council. It reports the track is resurfaced twice a year; however, it is currently poor quality and in need of repair as some areas of it are unsafe. Further to this, the ancillary facilities are basic and suffer from high levels of vandalism.

Sessions are held Tuesday, Wednesdays and Thursdays for three hours in the evening. It also hosts beginner sessions on Saturdays offering bikes free of charge for those who cannot not afford one.

### *Ribble Valley Junior Cycling Club (South Ribble)*

Ribble Valley Junior Cycling Club currently has between 50 and 75 active members; however, it reports it has many casual riders. In order to try and increase participation it offers one session a week to any members of any clubs.

## CENTRAL LANCASHIRE PLAYING PITCH ASSESSMENT

The Club hosts sessions Saturday mornings meeting at Walton-le-Dale Primary School car park. Throughout the summer on Mondays it accesses the closed road circuit at Preston Sports Arena (UCLAN). It reports if a similar closed road circuit where to be developed in South Ribble it would utilise it over travelling to Preston.

### ***Latent demand***

Sport England's Segmentation Tool enables analysis of 'the percentage of adults that would like to participate in cycling but are not currently doing so'. The tool identifies latent demand of 15,289 people who would like to participate in the sport within Central Lancashire.

As seen in the table below, Preston has the highest amount of latent demand for the cycling when compared to Chorley and South Ribble.

*Table 12.2: Comparison of neighbouring Local Authorities latent demand*

Neighboring local authorities	Latent demand of adults like to participate in cycling but are not currently doing so
Chorley	4,705
Preston	5,732
South Ribble	4,852
<b>Central Lancashire</b>	<b>15,289</b>

As mentioned earlier, Sport England's Active Design (Appendix Two) indicates to actualise this latent demand there is a need integrate any new developments with integrated safe walking and cycling routes to help people to become more active.

Latent demand does not account for societal factors or changes in the way people may wish to participate in sport and cannot account for specific targeted development work within certain areas or focused towards certain groups, such as NGB initiatives or coaching within schools. For example, there is a focus by British Cycling to develop youth participation through the HSBC UK Go-Ride scheme.

### *HSBC UK Go-Ride*

HSBC UK Go-Ride is a British Cycling's development programme for young people. It offers a fun and safe way to introduce young people to the sport and provides a platform to improve cycling skills. People can get involved through holiday coaching programmes or through their local accredited club which allows them to sample the various disciplines of the sport.

Progression is obtainable with Go-Ride Racing, offering competition for riders to transition from school or club coaching to inter club and open regional competitions.

### **12.4: Supply and demand analysis**

High demand for cycling is identified within Central Lancashire, however, it is considered that the majority of this demand does not require dedicated facilities as participants predominately utilise roads and cycle paths. As such, there is no clear evidence to suggest that new cycling provision is required within Central Lancashire.



## CENTRAL LANCASHIRE PLAYING PITCH ASSESSMENT

---

Although there is no requirement to create a new dedicated facility, there is a need for the Council's to continue to engage with key stakeholders and clubs to sustain/increase participation and to further develop cycling across the three local authorities. In particular, improving the quality existing provision, for example, the track at Fishwick Recreation Ground (London Road) which is identified as poor quality.

### Cycling summary

- ◀ **High demand for cycling is identified within Central Lancashire, however, it is considered that the majority of this demand does not require dedicated facilities as the majority of participants will utilise roads and cycle paths.**
- ◀ **There is a need to continue to engage with key stakeholders and clubs to sustain/increase participation and to further develop cycling across the three local authorities. In particular, improving the quality existing provision, for example, the track at Fishwick Recreation Ground (London Road) which is identified as poor quality.**
- ◀ There are cycling facilities in each of the three local authorities.
- ◀ There is formal cycling demand from 14 clubs across Central Lancashire. The majority of this demand is not based on purpose built facilities rather public roads and cycle paths.
- ◀ Preston Pirate BMX Club leases the BMX track at Fishwick Recreation Ground (London Road) from Preston City Council.
- ◀ Sport England's Segmentation tool identifies there is latent demand of 15,289 people across Central Lancashire which would like to participate in cycling.
- ◀ There are issues with the track quality at Fishwick Recreation Ground (London Road). Further to this, the ancillary facilities are basic and suffer from high levels of vandalism.

# CENTRAL LANCASHIRE PLAYING PITCH ASSESSMENT

---

## APPENDIX 1: SPORTING CONTEXT

The following section outlines a series of national, regional and local policies pertaining to the study and which will have an important influence on the Strategy.

### National context

The provision of high quality and accessible community outdoor sports facilities at a local level is a key requirement for achieving the targets set out by the Government and Sport England. It is vital that this strategy is cognisant of and works towards these targets in addition to local priorities and plans.

### ***Department of Media Culture and Sport Sporting Future: A New Strategy for an Active Nation (2015)***

The Government published its strategy for sport in December 2015. This strategy confirms the recognition and understanding that sport makes a positive difference through broader means and that it will help the sector to deliver five simple but fundamental outcomes: physical health, mental health, individual development, social and community development and economic development. In order to measure its success in producing outputs which accord with these aims it has also adopted a series of 23 performance indicators under nine key headings, as follows:

- ◀ More people taking part in sport and physical activity.
- ◀ More people volunteering in sport.
- ◀ More people experiencing live sport.
- ◀ Maximising international sporting success.
- ◀ Maximising domestic sporting success.
- ◀ A more productive sport sector.
- ◀ A more financially and organisationally sustainable sport sector.
- ◀ A more responsible sport sector.

### ***Sport England: Towards an Active Nation (2016-2021)***

Sport England has recently released its new five year strategy 'Towards an Active Nation'. The aim is to target the 28% of people who do less than 30 minutes of exercise each week and will focus on the least active groups; typically women, the disabled and people from lower socio-economic backgrounds.

Sport England will invest up to £30m on a plan to increase the number of volunteers in grassroots sport. Emphasis will be on working with a larger range of partners with less money being directed towards National Governing Bodies.

The Strategy will help deliver against the five health, social and economic outcomes set out in the Government's Sporting Future strategy.

- ◀ Physical Wellbeing
- ◀ Mental Wellbeing
- ◀ Individual Development
- ◀ Social & Community Development
- ◀ Economic Development

# CENTRAL LANCASHIRE PLAYING PITCH ASSESSMENT

---

## ***National Planning Policy Framework***

The National Planning Policy Framework (NPPF) sets out planning policies for England. It details how these changes are expected to be applied to the planning system. It also provides a framework for local people and their councils to produce distinct local and neighbourhood plans, reflecting the needs and priorities of local communities.

The NPPF states the purpose of the planning system is to contribute to the achievement of sustainable development. It identifies that the planning system needs to focus on three themes of sustainable development: economic, social and environmental. A presumption in favour of sustainable development is a key aspect for any plan-making and decision-taking processes. In relation to plan-making the NPPF sets out that Local Plans should meet objectively assessed needs.

The 'promoting healthy communities' theme identifies that planning policies should be based on robust and up-to-date assessments of the needs for open space, sports and recreation facilities and opportunities for new provision. Specific needs and quantitative or qualitative deficiencies or surpluses in local areas should also be identified. This information should be used to inform what provision is required in an area.

As a prerequisite, the NPPF states existing open space, sports and recreation buildings and land, including playing fields, should not be built on unless:

- ◀ An assessment has been undertaken, which has clearly shown that the open space, buildings or land is surplus to requirements.
- ◀ The loss resulting from the proposed development would be replaced by equivalent or better provision in terms of quantity and quality in a suitable location.
- ◀ The development is for alternative sports and recreational provision, the needs for which clearly outweigh the loss.

In order for planning policies to be 'sound' local authorities are required to carry out a robust assessment of need for open space, sport and recreation facilities.

## ***The FA National Game Strategy (2015 – 2019)***

The Football Association's (FA) National Game Strategy provides a strategic framework that sets out key priorities, expenditure proposals and targets for the national game (i.e., football) over a four-year period. The main issues facing grassroots football are identified as:

- ◀ Sustain and Increase Participation.
- ◀ Ensure access to education sites to accommodate the game.
- ◀ Help players to be the best that they can be and provide opportunities for them to progress from grassroots to elite.
- ◀ Recruit, retain and develop a network of qualified referees.
- ◀ Support clubs, leagues and other competition providers to develop a safe, inclusive and positive football experience for everyone.
- ◀ Support Clubs and Leagues to become sustainable businesses, understanding and serving the needs of players and customers.
- ◀ Improve grass pitches through the pitch improvement programme to improve existing facilities and changing rooms.
- ◀ Deliver new and improved facilities including new Football Turf Pitches.
- ◀ Work with priority Local Authorities enabling 50% of mini-soccer and youth matches to be played on high quality artificial grass pitches.

# CENTRAL LANCASHIRE PLAYING PITCH ASSESSMENT

---

## ***Local Football Facility Plans***

To support in delivery of both the current and superseding FA National Games Strategy, the FA has commissioned a national piece of work. Over the next two years, a Local Football Facility Plan (LFFP) will be produced for every local authority across England. Each plan will be unique to its area as well as being diverse in its representation, including currently underrepresented communities.

Identifying strategic priorities for football facilities across the formal, recreational and informal game, LFFPs will establish a ten-year vision for football facilities that aims to transform the playing pitch stock in a sustainable way. They will identify key projects to be delivered and act as an investment portfolio for projects that require funding. As such, around 90% of all national football investment (FA, Premier League and DCMS) will be identified via LFFPs.

It is important to recognise that a LFFP is an investment portfolio of priority projects for potential investment - it is not a detailed supply and demand analysis of all pitch provision in a local area. Therefore, it cannot be used as a replacement for a Playing Pitch Strategy (PPS) and it will not be accepted as an evidence base for site change of use or disposal.

A LFFP will; however, build on available/existing local evidence and strategic plans and may adopt relevant actions from a PPS and/or complement these with additional investment priorities.

## ***England and Wales Cricket Board (ECB) Cricket Unleashed 5 Year Plan (2016-2021)***

The England and Wales Cricket Board unveiled a new strategic five-year plan in 2016 (available at <http://www.cricketunleashed.com>). Its success will be measured by the number of people who play, follow or support the whole game.

The plan sets out five important headline elements and each of their key focuses, these are:

- ◀ ***More Play*** – make the game more accessible and inspire the next generation of players, coaches, officials and volunteers. Focus on:
  - *Clubs and leagues*
  - *Kids*
  - *Communities*
  - *Casual*
- ◀ ***Great Teams*** – deliver winning teams who inspire and excite through on-field performance and off-field behaviour. Focus on:
  - *Pathway*
  - *Support*
  - *Elite Teams*
  - *England Teams*
- ◀ ***Inspired Fans*** – put the fan at the heart of our game to improve and personalise the cricket experience for all. Focus on:
  - *Fan focus*
  - *New audiences*
  - *Global stage*
  - *Broadcast and digital*
- ◀ ***Good Governance and Social Responsibility*** – make decisions in the best interests of the game and use the power of cricket to make a positive difference. Focus on:
  - *Integrity*
  - *Community programmes*

## CENTRAL LANCASHIRE PLAYING PITCH ASSESSMENT

---

- *Our environments*
- *One plan*
- ◀ **Strong Finance and Operations** – increase the game’s revenues, invest our resources wisely and administer responsibly to secure the growth of the game. Focus on:
  - *People*
  - *Revenue and reach*
  - *Insight*
  - *Operations*

### ***The Rugby Football Union Strategic Plan (2017-2021)***

The RFU has released its new strategic vision for rugby in England. The strategy is based on four main elements which are; Protect, Engage, Grow and Win. It covers all elements of rugby union ranging from elite rugby to grassroots, although the general relevancy to the PPS is centred around growing the game.

The RFU exists to promote and develop rugby union in England and ensure the long-term sustainability of clubs by growing player numbers and retaining them across all age groups. Responding to wider market influences, work will continue on developing new ways to take part in all forms of the game, without comprising the sports traditions. This will ensure a lasting legacy from elite success by attracting new players and encouraging current male and female adult players to play.

The four key aims to ensure long term sustainability are to:

- ◀ Improve player transition from age grade to adult 15-a-side rugby
- ◀ Expand places to play through Artificial Grass Pitches (AGPs)
- ◀ Engage new communities in rugby
- ◀ Create a community 7’s offering

### ***The Rugby Football League Facility Strategy***

The RFL’s Facilities Strategy was published in 2011. The following themes have been prioritised:

- ◀ Clean, Dry, Safe & Playable
- ◀ Sustainable clubs
- ◀ Environmental Sustainability
- ◀ Geographical Spread
- ◀ Non-club Facilities

The RFL Facilities Trust website [www.rflfacilitiestrust.co.uk](http://www.rflfacilitiestrust.co.uk) provides further information on:

- ◀ The RFL Community Facility Strategy
- ◀ Clean, Dry, Safe and Playable Programme
- ◀ Pitch Size Guidance
- ◀ The RFL Performance Standard for Artificial Grass Pitches
- ◀ Club guidance on the Annual Preparation and Maintenance of the Rugby League Pitch

Further to the 2011 Strategy detail on the following specific programmes of particular relevance to pitches and facility planning are listed below and can be found via the trust link (see above):

- ◀ The RFL Pitch Improvement Programme 2013 – 2017

# CENTRAL LANCASHIRE PLAYING PITCH ASSESSMENT

---

- ◀ Clean, Dry and Safe programmes 2013 - 2017

## ***England Hockey Strategy***

England Hockey's Facilities Strategy can be found [here](#).

**Vision:** For every hockey club in England to have appropriate and sustainable facilities that provide excellent experiences for players.

**Mission:** More, Better, Happier Players with access to appropriate and sustainable facilities

The 3 main objectives of the facilities strategy are:

### **1. PROTECT: To conserve the existing hockey provision**

- There are currently over 800 pitches that are used by hockey clubs (club, school, universities) across the country. It is important to retain the current provision where appropriate to ensure that hockey is maintained across the country.

### **2. IMPROVE: To improve the existing facilities stock (physically and administratively)**

- The current facilities stock is ageing and there needs to be strategic investment into refurbishing the pitches and ancillary facilities. England Hockey works to provide more support for clubs to obtain better agreements with facilities providers & education around owning an asset.

### **3. DEVELOP: To strategically build new hockey facilities where there is an identified need and ability to deliver and maintain. This might include consolidating hockey provision in a local area where appropriate.**

England Hockey has identified key areas across the country where there is a lack of suitable hockey provision and there is a need for additional pitches, suitable for hockey. There is an identified demand for multi pitches in the right places to consolidate hockey and allow clubs to have all of their provision catered for at one site.

## ***British Tennis (LTA) - Place to Play Strategy***

The LTA aim to get more people to play tennis more frequently and the places to play strategy is a way of doing this. The strategy will aim to provide high quality facilities for everyone at a convenient location.

It's one plan that aims to increase opportunities for people to play tennis on a regular basis at tennis clubs close to their home, which provides high quality opportunities on safe and well maintained tennis courts.

The strategy sets out:

- ◀ Overall vision for places to play
- ◀ How to grow regular participation by supporting places to play to develop and deliver the right programmes
- ◀ Capital investment decisions to ensure we invest in the right facilities to grow the sport
- ◀ Supporting performance programmes in the right locations

## CENTRAL LANCASHIRE PLAYING PITCH ASSESSMENT

---

The LTA is committed to growing the sport to ensure that more people are playing tennis more often at first class tennis facilities, with high quality coaching programmes and well organised competition.

The overall aim for the next five years (2011-2016) is to ensure that, as far as practicably possible, the British population has access to and are aware of the places and high quality tennis opportunities in their local area. In brief

- ◀ Access for everyone to well-maintained high quality tennis facilities which are either free or pay as you play
- ◀ A Clubmark accredited place to play within a ten minute drive of their home
- ◀ Indoor tennis courts within a 20 minute drive time of their home
- ◀ A mini tennis (ten and under) performance programme within a 20 minute drive of their home (Performance Centres)
- ◀ A performance programme for 11 - 15 year olds within a 45 minute drive time of their home (High Performance Centre)
- ◀ A limited number of internationally orientated programmes strategically spread for players 16+ with an international programme (International High Performance Centres)

### ***British Crown Green Bowling Association***

Please note there is no current facility guidance provided by British Crown Green Bowling Association responsible for crown green bowls in England.

<http://bcgba.org.uk/index.html>

### ***UK Athletics Facilities Strategy (2014-2019)***

Facilities are essential to attracting, retaining and developing athletes of the future. Having the right facilities in the right place will be crucial in meeting growing demand, increasing participation in physical activity and athletics, improving the health of the nation and supporting a new generation of athletes in clubs and schools through to national and world class level.

UKA and the Home Country Athletics Federations (HCAFs) recognise the challenges faced by facility owners and venue operators, and its 5-year Facility Strategy (2014-2019) uses a Track & Field facility model designed to support a sustainable UK network of development, training and competition venues that meet Home Country needs aligned to UKA's Athlete/Participant Development Model. In addition to Track and Field provision, UKA recognises the huge amount of club activity that takes place on roads, paths and trails and the strategy also maps out a plan for future "running" facilities.

The strategy does not seek to identify priority facilities, clubs or geographical areas. Instead, it provides the direction and guidance that will enable the four Home Country Athletics Federations (England Athletics, Athletics Northern Ireland, Scottish Athletics and Welsh Athletics) to establish their own priorities and deliver the principles of the UKA Facilities Strategy within their own national context.

### **Key outcomes:**

- ◀ Increased participation across all athletics disciplines
- ◀ Increased club membership by providing facilities that support a participation pathway from novice through to club member
- ◀ Increased talent pool
- ◀ Long term improvement in the development of athletes of all ages and abilities

## CENTRAL LANCASHIRE PLAYING PITCH ASSESSMENT

---

- ◀ Securing the long-term future of existing facilities
- ◀ More attractive and inspiring facilities for existing and potential athletes
- ◀ Improving the athletics experience for all participants
- ◀ Improved relationships and interactions between stakeholders, particularly clubs and facility operators

### ***Growing the Game of Golf in England (2017-2021)***

In 2014, England Golf developed its first national strategy to help golf in England rise to some serious challenges. Membership was declining, many clubs were facing financial and business problems and the perception of the game was proving damaging. As such, it decided to set out recommendations for actions that would help “raise the game”.

The 2014 strategy helped achieve the following:

- ◀ 427,111 people being introduced to golf for the first time.
- ◀ 31,913 new members for England’s golf clubs from national initiatives.
- ◀ Over £25 million generated for golf clubs through new members.
- ◀ Four counties to merge their men’s and women’s unions associations.
- ◀ Support for 15,200 national, regional and county squad players.
- ◀ Over 150 championships and events organised across the country.

Following the above strategy, England Golf is now setting out to “grow the game” of golf through seven strategic objectives. Developed in consultation with the golfing community, six of these are developed from the previous work in 2014, whilst one (being customer focussed) is brand new and intends on boosting the impact of them all.

The objectives are:

- ◀ Being customer focussed
- ◀ Stronger counties and club
- ◀ Excellent governance
- ◀ Improve image
- ◀ More members and players
- ◀ Outstanding championships, competitions and events
- ◀ Winning golfers



# CENTRAL LANCASHIRE PLAYING PITCH ASSESSMENT

## APPENDIX 2: SPORT ENGLAND'S ACTIVE DESIGN

### ***Active Design: Planning for health and wellbeing through sport and physical activity, Sport England (2015)***

Sport England's Active Design looks at the opportunities to encourage sport and physical activity through the built environment in order to support healthier and more active lifestyles.

It sets out ten principles that should be considered during urban design to promote environments that offer individuals and communities the greatest potential to lead active and healthy lifestyles. These principles are then broken down into three objectives: access, awareness and amenity.

Figure 1.1: Ten principles of active design



All these principles link to values associated with active travel. The principles of *Walkable Communities* and *Connected Walking & Cycling Routes* directly reference active travel. Other principles such as *Activity for all*, *Co-location of Community Facilities* and *Network of Multifunctional Open Space* also strongly relate to active travel. These refer to the need for areas to be accessible to all and multifunctional, with a range of facilities serving a wide variety of community needs. This will reduce the number and length of trips needed to access facilities which people are more likely to take via walking or cycling.

Active Design should be promoted through all planning activity, including Local Plans and Neighbourhood Plans, using clear policy support within the National Planning Policy Framework (NPPF) and its supporting Planning Practice Guidance. Many Active Design Principles are already implicit within overlapping disciplines related to open space and landscape, transport, access and design.